

No. 693,616.

Patented Feb. 18, 1902.

C. F. MOHRHOFF.
TITLE PLATE FOR BINDERS.

(Application filed June 29, 1901.)

(No Model.)

FIG. 1.

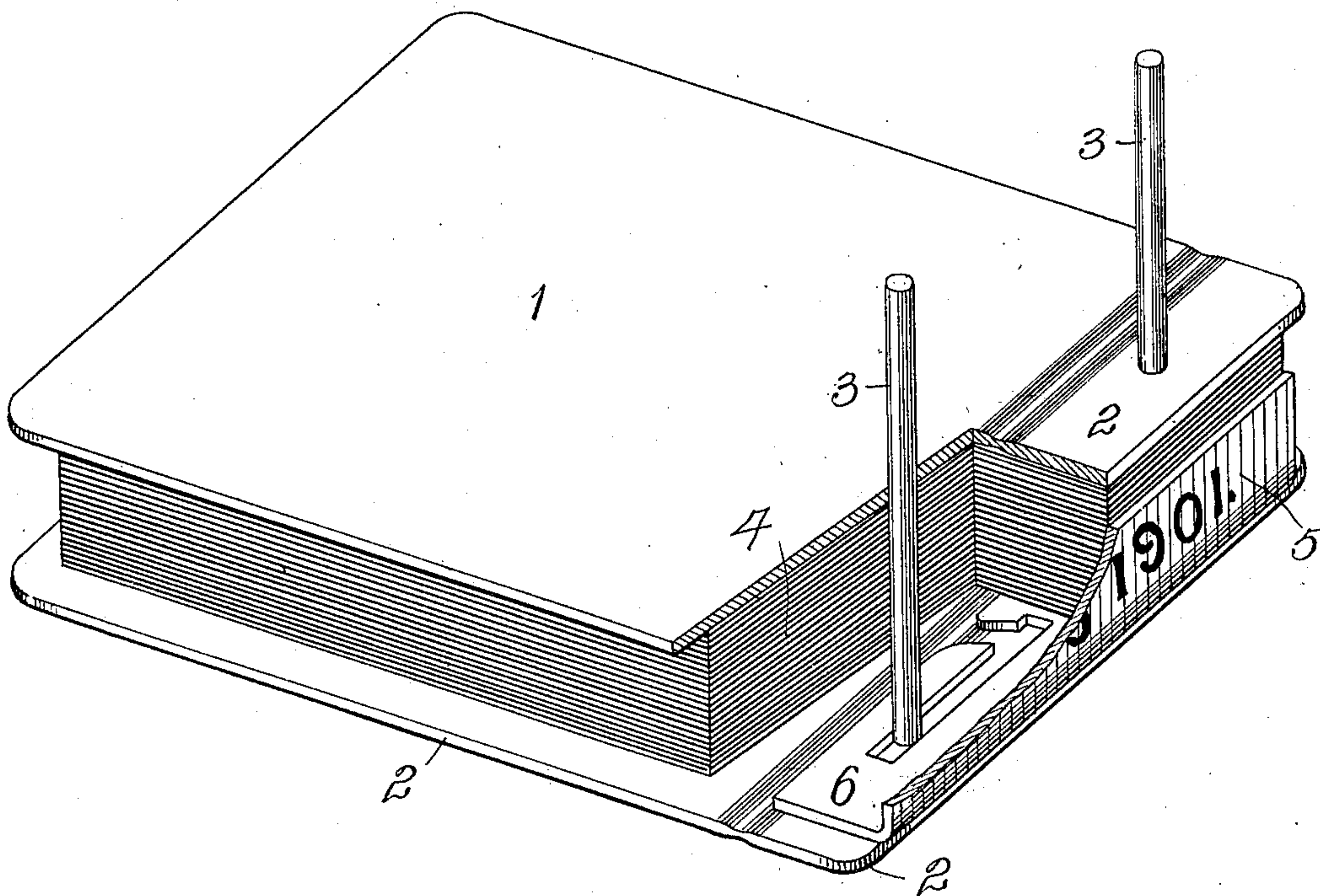


FIG. 2.

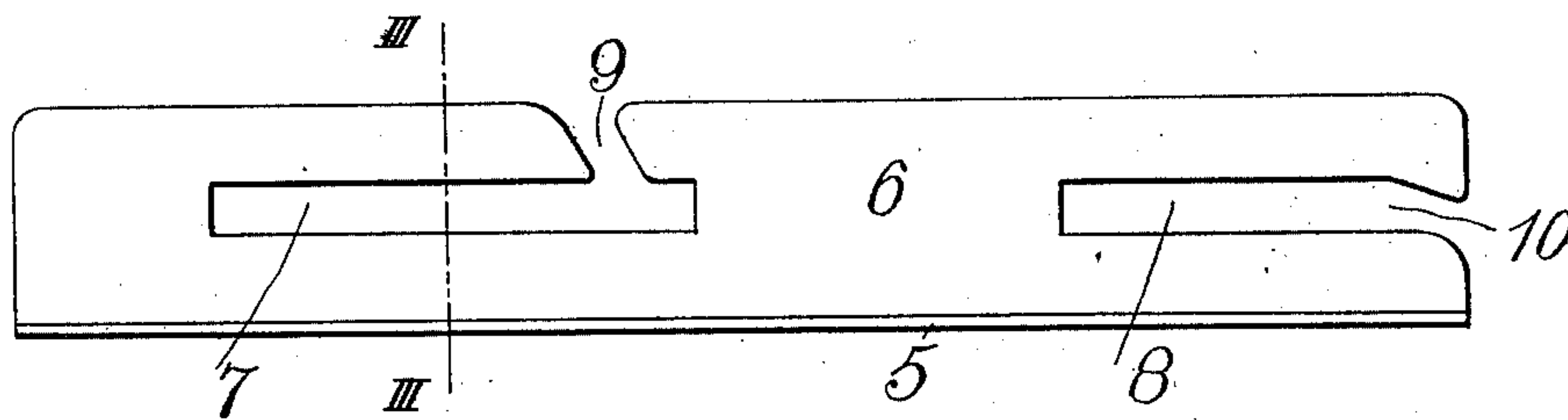
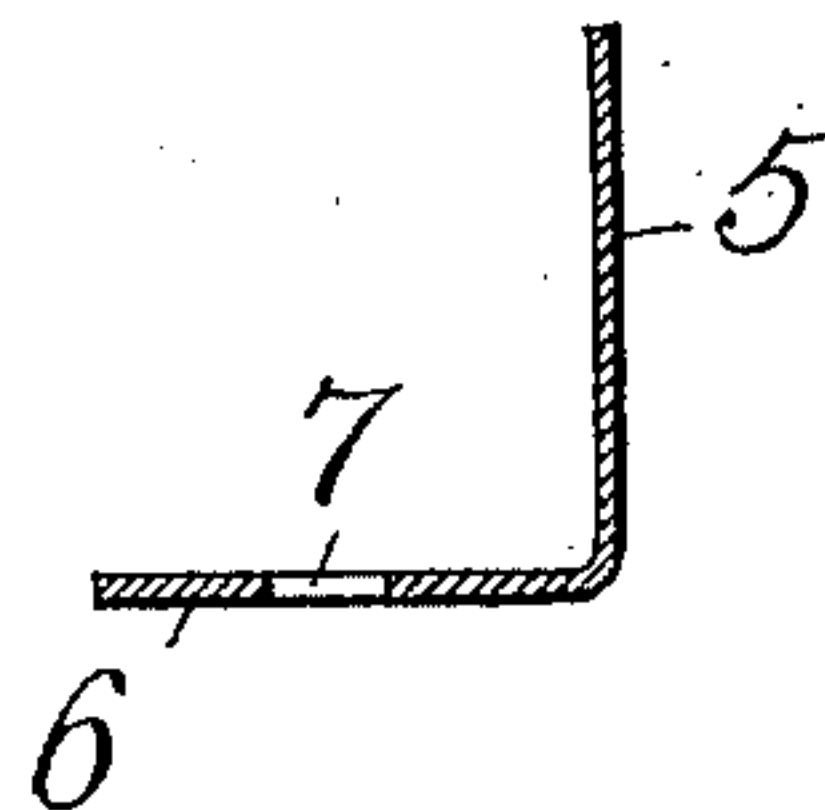


FIG. 3.



WITNESSES:

P. E. Gairner.

Herbert Bradley.

INVENTOR

Charles F. Mohrhoff
by *Darius S. Wolcott*

Att'y.

UNITED STATES PATENT OFFICE.

CHARLES F. MOHRHOFF, OF OAK STATION, PENNSYLVANIA.

TITLE-PLATE FOR BINDERS.

SPECIFICATION forming part of Letters Patent No. 693,616, dated February 18, 1902.

Application filed June 29, 1901. Serial No. 66,483. (No model.)

To all whom it may concern:

Be it known that I, CHARLES F. MOHRHOFF, a citizen of the United States, residing at Oak Station, in the county of Allegheny and State of Pennsylvania, have invented or discovered certain new and useful Improvements in Title-Plates for Binders, of which improvements the following is a specification.

The invention described herein relates to certain improvements in temporary binders, and has for its object the provision of a title-plate detachably connected to such binder, as hereinafter described and claimed.

In the accompanying drawings, forming a part of this specification, Figure 1 is a perspective view of a binder having my improvement applied thereto, a portion of the binder and the contained leaves or sheets being broken away. Fig. 2 is a plan view of the title or designating plate, and Fig. 3 is a section of the same on a plane indicated by the line III III, Fig. 2.

While my improvement is shown as applied to a form of binder consisting of the boards 1, having the inner end sections flexibly connected to the boards, and bolts 3 whereby the sections 2 are secured on opposite sides of the sheets or leaves 4, it will be understood that the title-plate can be used in connection with other forms of binders.

In the practice of my invention the plate 5 is provided with means or is so constructed that it can be quickly and easily attached to and removed from some suitable fixed part of a temporary binder—as, for example, in the form shown the plate is provided with a flange 6, adapted to project in between one of the sections 2 and the leaves or sheets 4. This flange is provided with suitable notches or slots adapted to engage the bolts 3 in such manner as to require a double movement of the plate to disengage it from the bolts. In the construction shown two longitudinal slots 7 and 8 are formed in the flange, the entering portions or mouths 9 and 10 of the slots being at an angle to the general direction of the slots. It is preferred that the entering portion 10 of one of the slots, as 8, should be in the end of the flange, so that a longitudinal movement of the plate is required to cause one of the bolts to enter said slot. The entering portion or mouth 9 of the slot 7 is formed through the edge of the flange, and

by preference it is so located with reference to the distance between the bolts that one of the latter will be a short distance within the slot 8 before the entering portion or mouth 9 is in line with the other bolt. When in this position, the plate is moved laterally to cause the second bolt to enter the mouth 9. As soon as the bolt reaches the slot 7 it is shifted longitudinally into position. The slot 7 from its mouth is made shorter than the slot 8, so that the plate when once adjusted in position cannot be freed from either of the bolts by a single longitudinal or lateral movement. The desired designating words, letters, &c., may be applied directly to the plate, or a strip of paper having such designating words, &c., may be secured to the plate in any desired manner.

I claim herein as my invention—

1. The combination of a temporary binder and a title or designating plate, consisting of two portions formed integral with and arranged at an angle to each other, one of said portions forming the back of the binder and adapted to serve as a support for the title, &c., and means for detachably securing the other portion to the binder without separating the parts of the binder, substantially as set forth.

2. The combination of a temporary binder, having pins or projections and a title-plate consisting of portions arranged at an angle to each other, one of said portions being provided with slots having entering portions so formed as to require both lateral and longitudinal movements of the plate when securing the same in position and the other portion extending across the rear end of the binder and serving as a support for the title or designation, substantially as set forth.

3. The combination of a temporary binder provided with pins or projections and a title-plate provided with a flange having longitudinal slots, said slots having angularly-arranged entering portions or mouths, substantially as set forth.

In testimony whereof I have hereunto set my hand.

CHARLES F. MOHRHOFF.

Witnesses:

DARWIN S. WOLCOTT,
F. E. GAITHER.