

No. 693,454.

Patented Feb. 18, 1902.

H. F. SNODGRASS.
SHAM PILLOW.

(Application filed June 22, 1901.)

(No Model.)

Fig. 1.

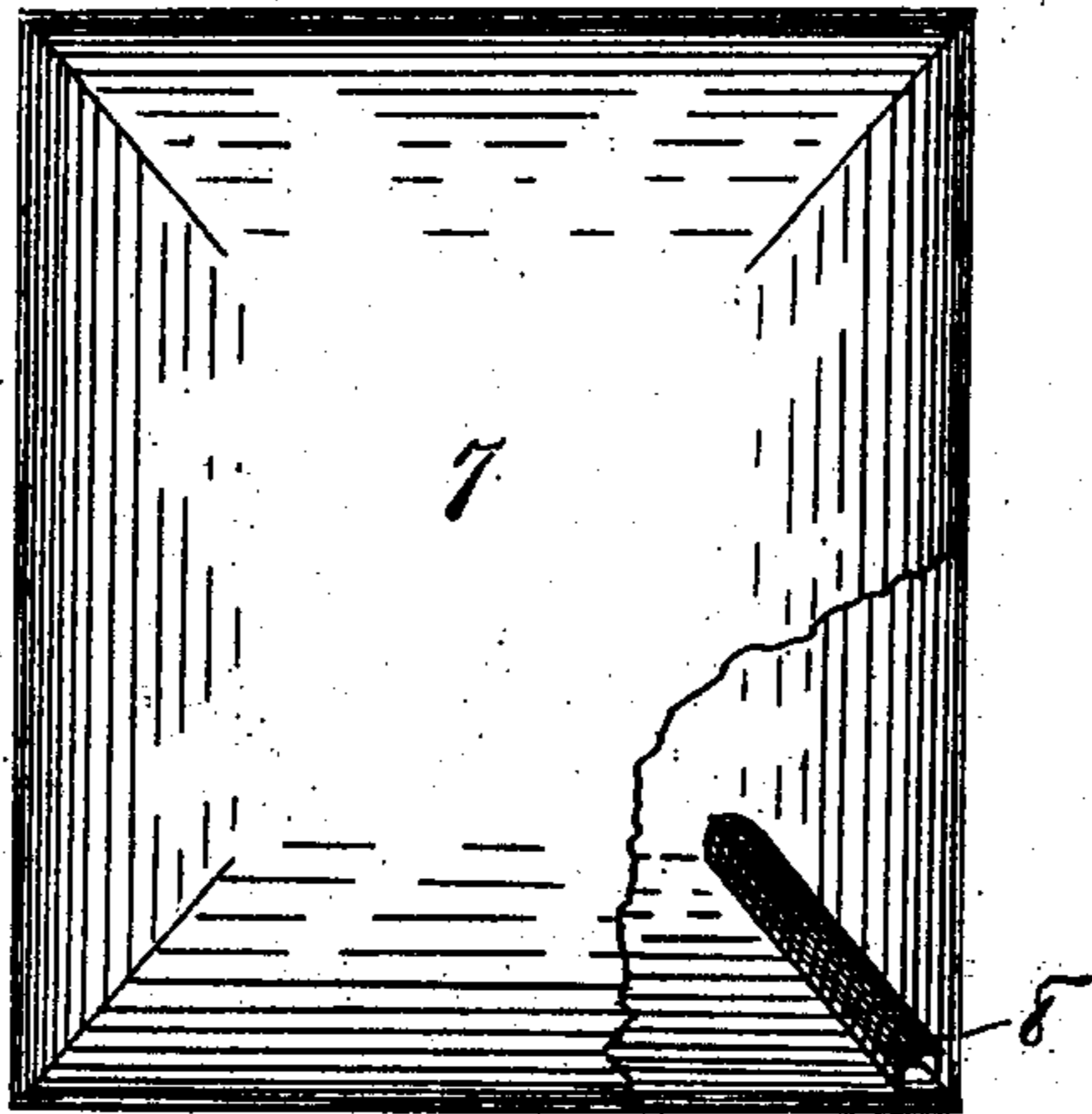


Fig. 2.

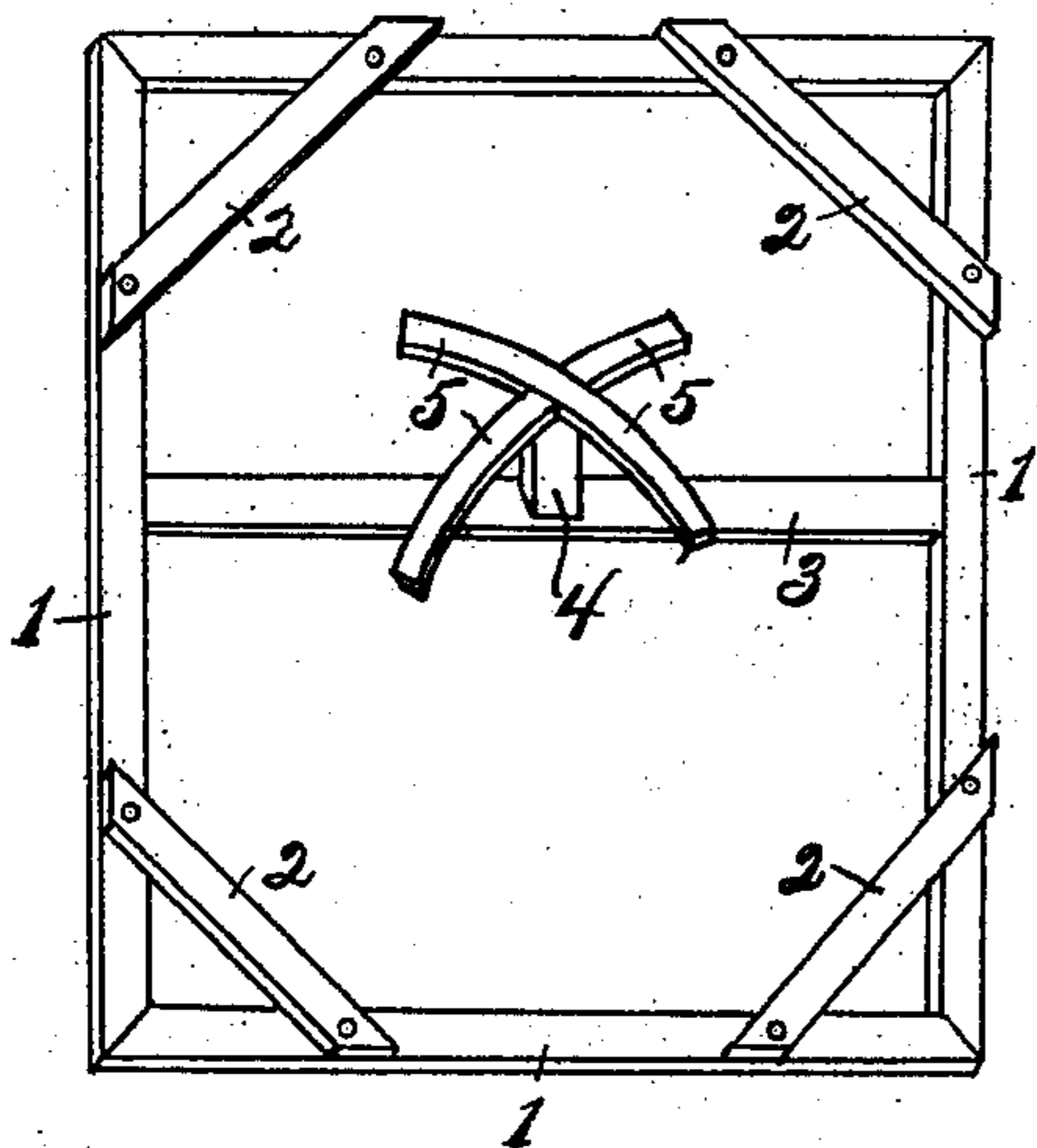


Fig. 3.

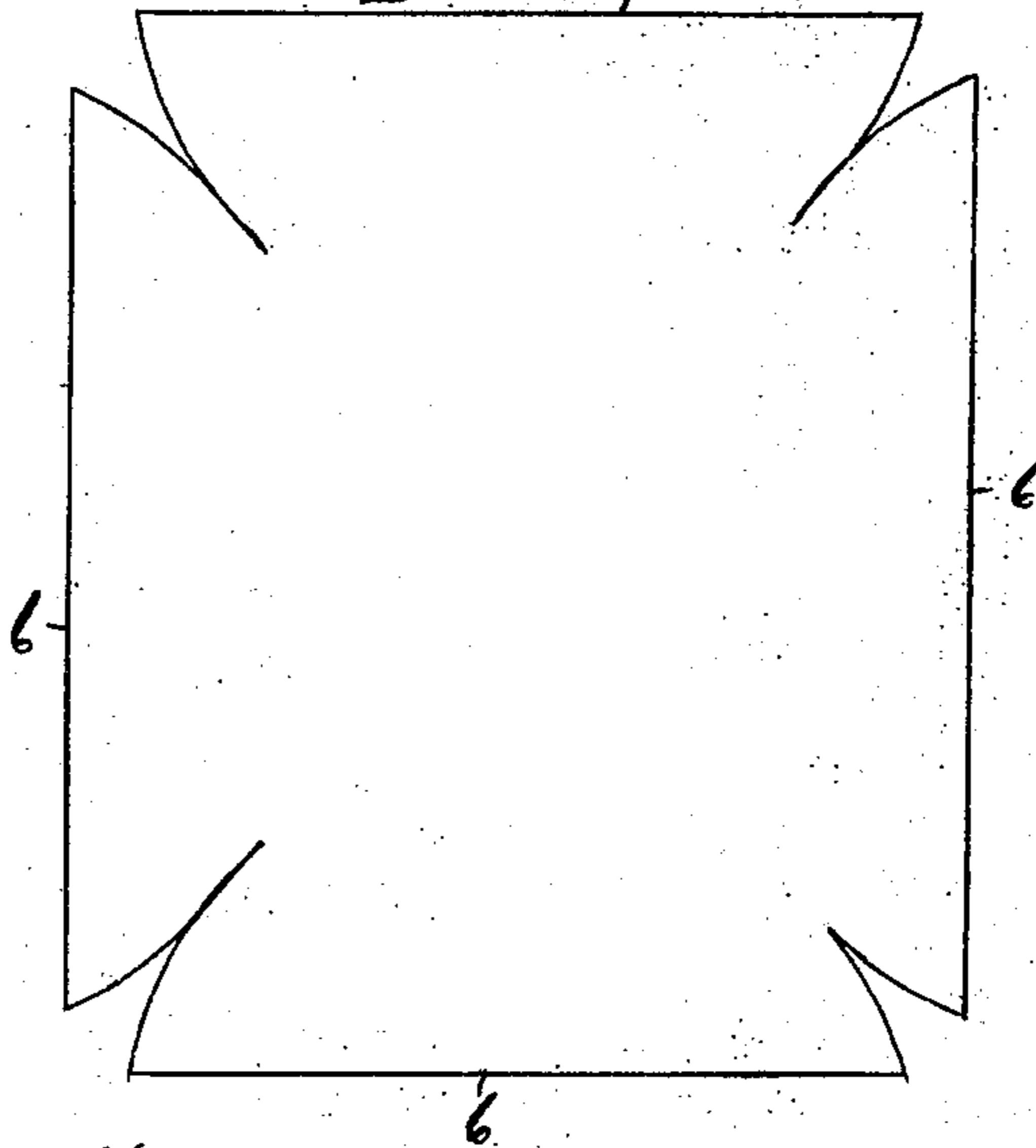
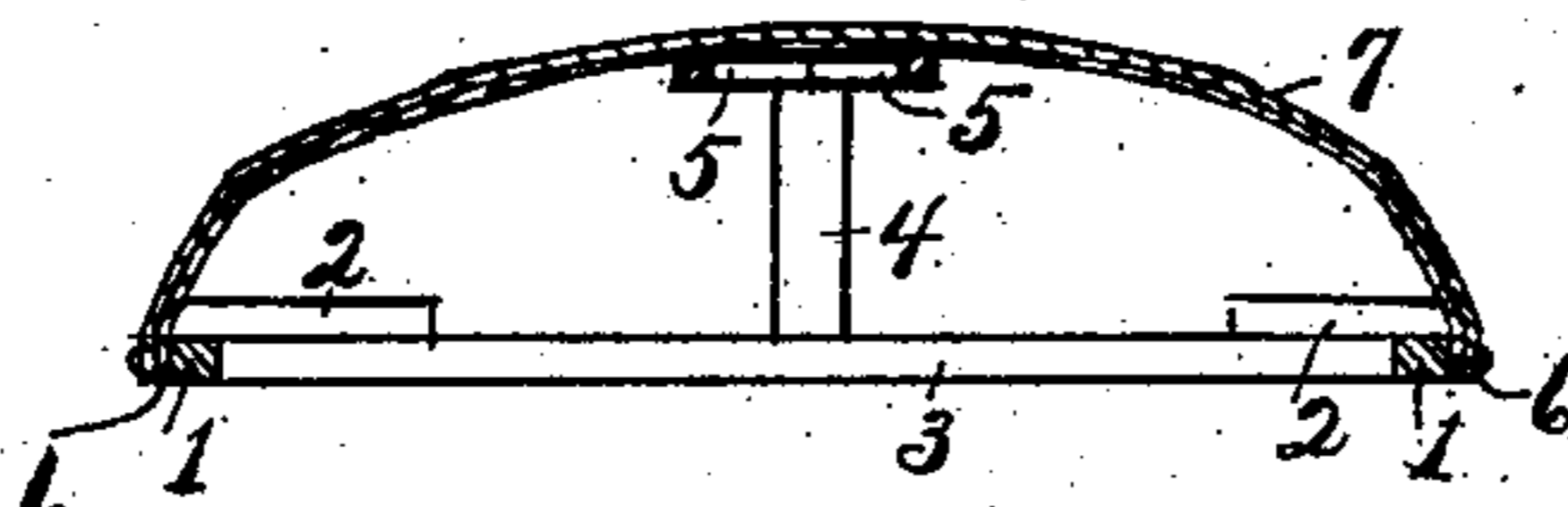


Fig. 4.



WITNESSES:

Chas. Mitchell
J. Wm. Harris.

INVENTOR

H. F. Snodgrass.

BY

A. E. Dunlap.
ATTORNEY.

UNITED STATES PATENT OFFICE.

HENRY FISHER SNODGRASS, OF WHEELING, WEST VIRGINIA.

SHAM PILLOW.

SPECIFICATION forming part of Letters Patent No. 693,454, dated February 18, 1902.

Application filed June 22, 1901. Serial No. 65,687. (No model.)

To all whom it may concern:

Be it known that I, HENRY FISHER SNODGRASS, a citizen of the United States of America, and a resident of Wheeling, county of Ohio, and State of West Virginia, have invented certain new and useful Improvements in Sham Pillows, of which the following is a specification.

My invention relates to improvements in sham pillows; and it consists in the particular construction and arrangement of parts which will hereinafter be fully described and pointed out in the appended claims.

The object of my invention is to provide a simple and durable device of the character mentioned which may be manufactured at an extremely small cost.

In describing my invention in detail reference is had to the accompanying drawings, forming a part of this specification, in which—

Figure 1 is a top plan view of my invention, the outside or cloth covering being broken away at one corner to show the adhesive strip connecting the edges formed by the slot in the inner covering. Fig. 2 is a perspective view of the frame of my invention. Fig. 3 is a plan view of the inner covering flattened out, showing the general outline thereof. Fig. 4 is a transverse sectional view of my invention.

Like reference-numerals designate like parts throughout the several views.

In the drawings, 1 represents the sides of the rectangular frame, the ends of which are secured together in a suitable manner. Diagonally across each corner of said rectangular frame is secured a brace 2, adapted to hold said frame rigidly. Extending from the middle portion of one of the sides 1 to the middle portion of the side directly opposite is a strip 3, and secured on the middle portion of said strip 3 is an upright 4, which has secured on its upper end diagonally-extending brace-arms 5, adapted to serve as a support for the covering of the device.

In Fig. 3 is shown the inner covering for the frame, the same being of some stiff material, preferably paper. In each corner of

said covering substantially V-shaped slots are cut, the points of said slots extending toward the center of the covering. The edges 6 of said covering are secured to the edges of the sides 1 of the frame, the central part or body of said covering being supported on the brace-arms 5. The V-shaped slots having been provided in said covering when the said edges 6 are folded downward and secured to the frame, the edges of said slots will come evenly together. Over said meeting edges I secure an adhesive strip of cloth or similar material 8 to hold said edges evenly and securely in place.

The brace-arms 5 are secured on the top of the upright 4 in a position so that the ends thereof will extend toward the corners and therefore serve as braces or supports for said covering, thus preserving the shape and preventing the breaking or mashing thereof.

As a protective covering I secure a second covering 7, preferably of cloth, over the inner covering before mentioned.

I have shown my invention in what I consider to be its simplest form; but it is obvious that mere changes may be made in its construction without departing from the spirit or scope thereof. Hence I do not wish to limit myself to the precise construction shown.

Having thus described my invention, what I claim as new, and desire to secure by Letters Patent, is—

1. A sham pillow, comprising a rectangular frame, braces extending diagonally across the corners thereof, a central strip extending from one side of said frame to the opposite side thereof, an upright supported on the said strip at the middle thereof, diagonally-extending brace-arms mounted on the top of said upright, an inner covering, provided with V-shaped slots in the corners thereof, having its edges secured to the sides of said rectangular frame, adhesive strips binding the edges of said slots, and an outer covering, all substantially as and for the purposes set forth and described.

2. In a sham pillow, the combination with a rectangular frame, of an upright mounted

thereon, diagonally-extending brace-arms secured on the top of said upright, an inner covering secured on said rectangular frame, said covering provided with substantially V-shaped slots in the corners thereof adapted to facilitate the folding downward of the edges thereof, adhesive strips connecting and binding the edges of said slots, and an outer

cloth covering, substantially as and for the purposes set forth and described. 10

Signed by me at Wheeling, West Virginia, this 13th day of April, 1901.

HENRY FISHER SNODGRASS.

Witnesses:

H. C. PETERMANN,

CHAS. J. SCHUCK.