

No. 692,618.

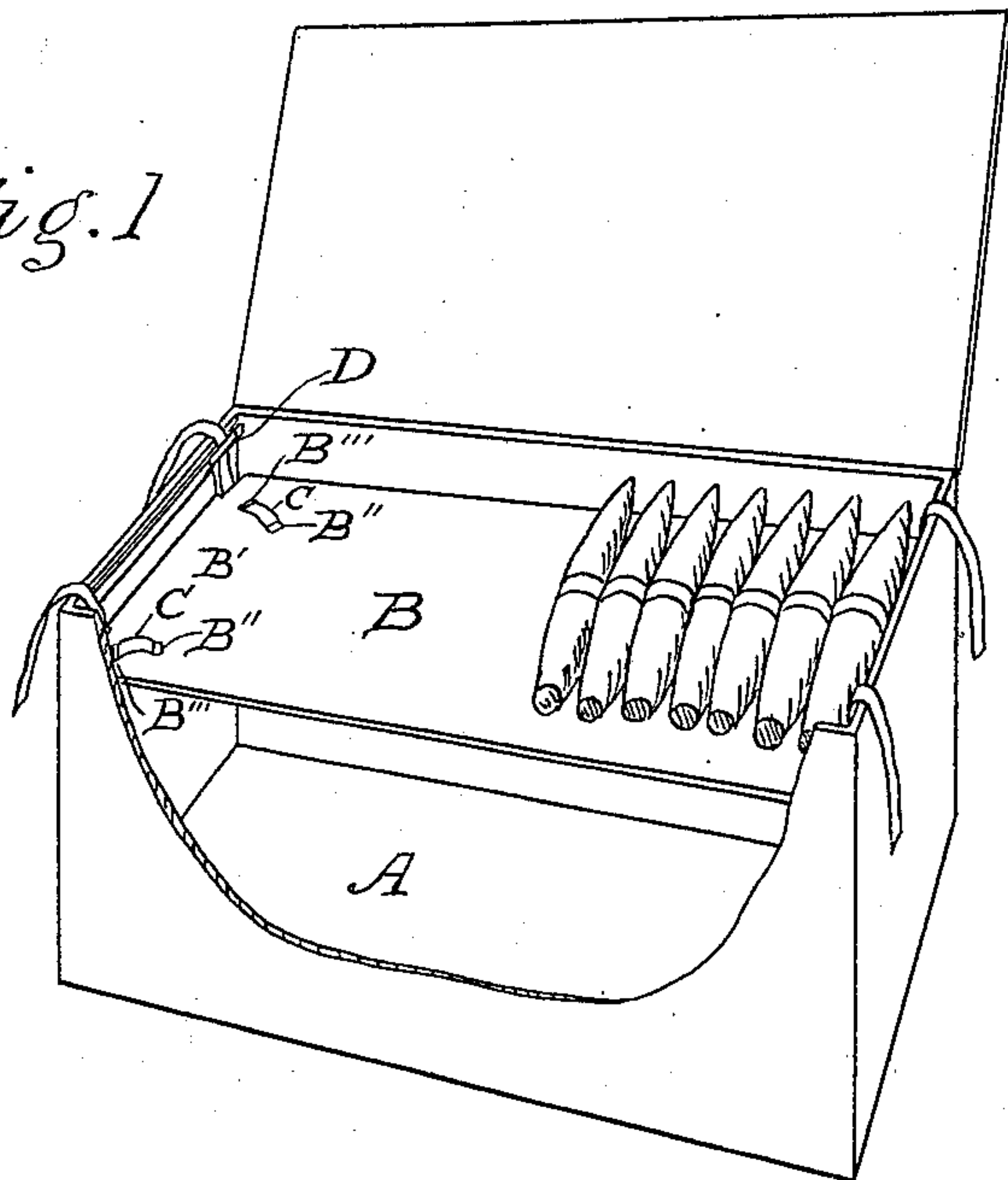
Patented Feb. 4, 1902.

E. F. CARR.  
DISPLAY BOX.

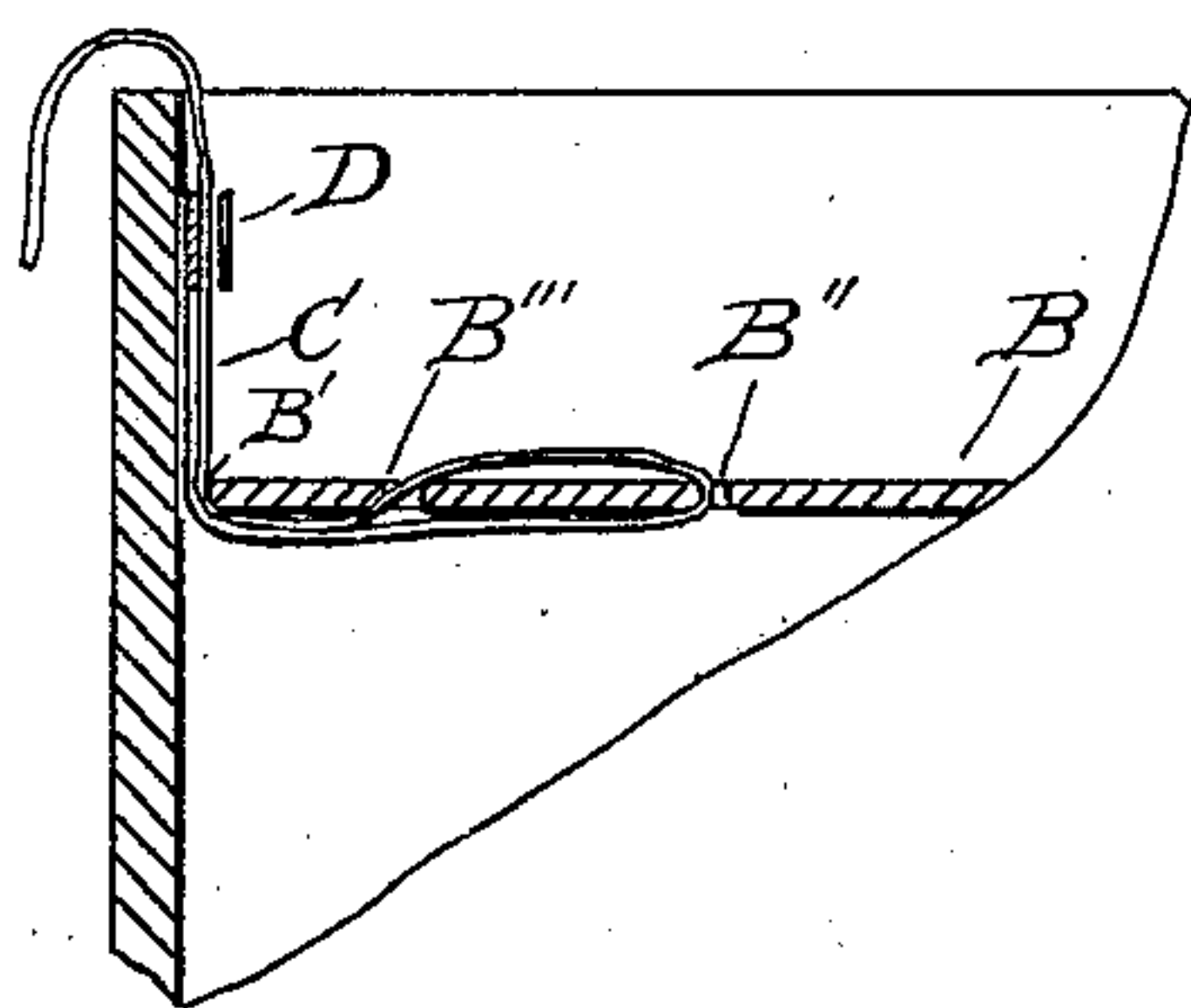
(Application filed Aug. 23, 1900.)

(No Model.)

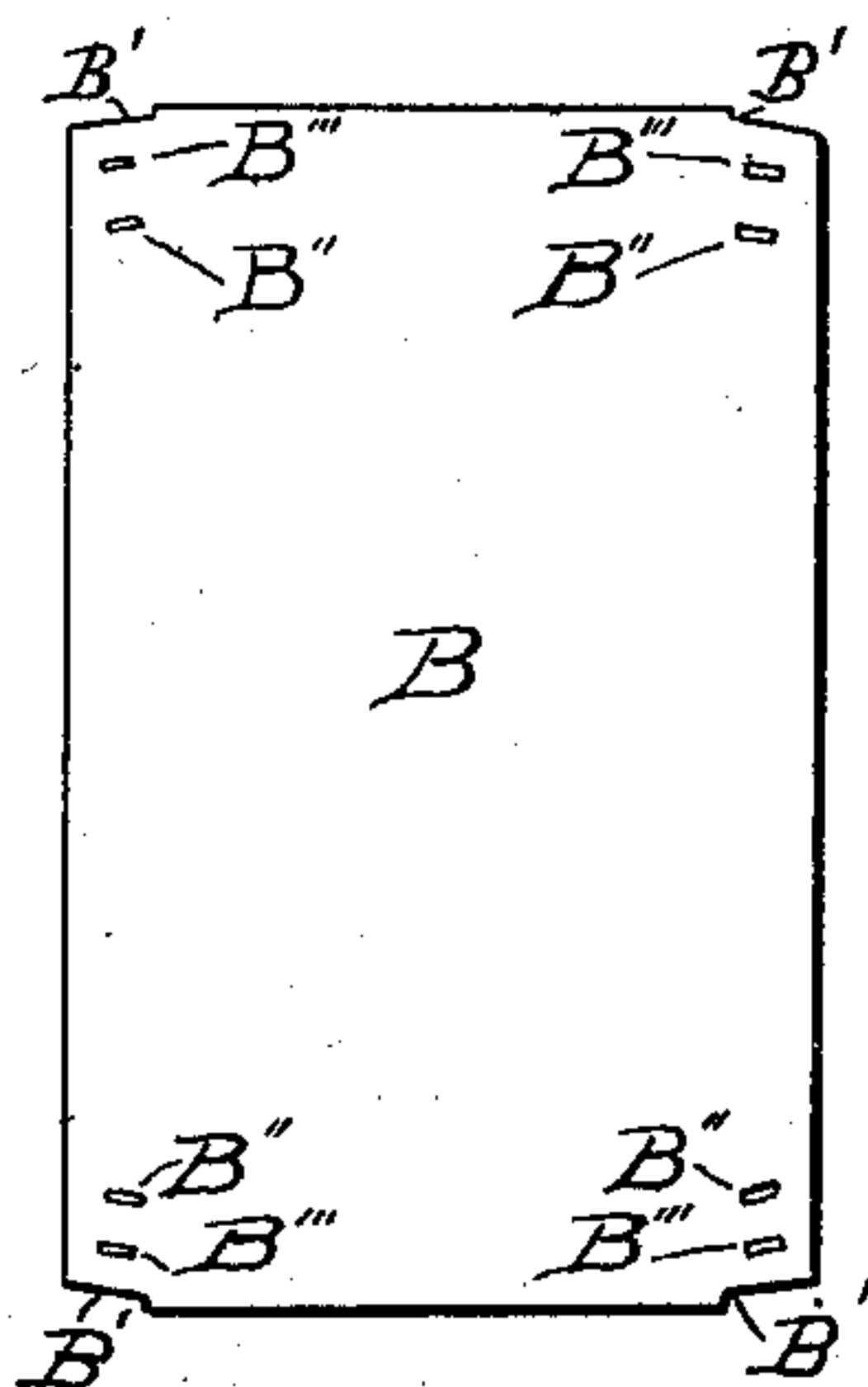
*Fig. 1*



*Fig. 2*



*Fig. 3*



Witnesses  
Mattie M. Gimmis  
Harry A. Brooks

Inventor  
Edward F. Carr  
By  
Hazard & Harpham  
Attorneys



# UNITED STATES PATENT OFFICE.

EDWARD F. CARR, OF LOS ANGELES, CALIFORNIA.

## DISPLAY-BOX.

SPECIFICATION forming part of Letters Patent No. 692,618, dated February 4, 1902.

Application filed August 23, 1900. Serial No. 27,853. (No model.)

*To all whom it may concern:*

Be it known that I, EDWARD F. CARR, a citizen of the United States, residing at Los Angeles, in the county of Los Angeles, State of California, have invented new and useful Improvements in Display-Boxes, of which the following is a specification.

My invention relates to boxes in which are displayed merchandise intended for sale; and the object thereof is to provide a box which when partly filled will keep the merchandise displayed therein in the top portion of the box and give to the box the appearance of being filled with such merchandise.

Heretofore where merchandise has been sold from the boxes in which the same has been packed it has been customary to take the same from the top, and as it was sold the merchandise gradually was lowered in the box until the bottom was reached. In selling such merchandise as cigars some customers seeing that the box was nearly empty have objected to buying from such boxes and have required a new box to be opened in order to effect a sale, thereby requiring two boxes of the same kind of cigars to be opened at the same time which causes deterioration. The same trouble is also caused in other kinds of merchandise. In my improved display-box I keep the merchandise on a level with the top of the box. I accomplish this object by the device described herein and illustrated in the accompanying drawings, forming a part hereof, in which—

Figure 1 is a perspective view of a cigar-box, partly in section, with my device applied thereto. Fig. 2 is a vertical section of the left-hand front corner of Fig. 1. Fig. 3 is a plan view of the false bottom detached from the box.

In the drawings, A is the outer case or box of ordinary construction, in which is an adjustable false bottom B of suitable material, preferably of pasteboard for light merchandise on which the merchandise displayed rests. At each corner of bottom B are guiding-notches B', and near thereto are two perforations B'' and B''', preferably in shape parallelograms, through which narrow ribbons C pass. These ribbons are fastened near the top of the box, one at each corner, and pass down under bottom B at notch B' and up

through perforation B'', then down through perforation B''' and up through notch B' to the top of the box, passing through retaining-loops D, which are also preferably of some flat soft substance affixed to the box, which hold the free end of the ribbon against accidental displacement. These loops may be omitted, if desired, as the merchandise will hold the ribbons in place. These ribbons are long enough so that the false bottom will rest on the true bottom when the box is filled with merchandise. It will be observed that the loose end of the ribbon passes between the false bottom and the other part of the ribbon and that the weight of the merchandise on the false bottom causes the false bottom to press the movable portion of the ribbon against that which is not movable and to retain such position at any point at which the false bottom may be moved, which is done by pulling on the free ends of the ribbons. By this construction merchandise can be kept on a level with the top of the display-box, and thereby nearly always present to the purchaser thereof the appearance of a full box of goods. The false bottom can be perforated in different ways and places, and cords may be used instead of ribbons, it being only necessary that the ribbons or cords should have one end fastened to the box near the top and sufficient frictional contact with the false bottom to retain it at any point to which it may be elevated. This frictional contact may be provided for by catches affixed to the false bottom or to the box. In some cases the ribbons or cords may be affixed to the false bottom and the free ends run through catches affixed to the top of the box, so that when the ribbons or cords are pulled therethrough they will retain the false bottom at any desired point of elevation.

Having described my invention, what I claim as new, and desire to secure by Letters Patent, is—

1. A display-box, comprising an outer case or box; a perforated false bottom in said box; ribbons in said perforations, having one end fastened to the box near the top, said ribbons passing through said perforations, as shown and described, the weight of the goods on the false bottom locking the free end of the ribbon between the false bottom and the portion



of the ribbon which sustains the weight, and being adapted to elevate and hold the false bottom at any point of elevation in the box, as and for the purposes substantially as described herein.

2. A display-box, comprising an outer case or box; a perforated movable false bottom in said box; means, comprising ribbons, one at each end of said box, having one end fastened to the end of the box at or near the top thereof, thence passing down and under the false bottom, thence along and across a perforation therein, and then up and through a second perforation in said bottom; thence down through the first perforation and back up to the top of the box to elevate and hold elevated said false bottom in said box.

3. A display-box, comprising an outer case or box; a perforated movable false bottom in

said box; means, comprising cords, having one end attached to the movable bottom, the free end passing through catches on the box, and catches on the box to elevate and hold elevated said false bottom in said box.

4. A display-box, comprising an outer case or box; a movable false bottom in said box; ribbons fastened to said movable bottom, the free ends passing through catches on the box; and catches on the box, adapted to catch and hold said ribbons, substantially as described herein.

In witness that I claim the foregoing I have hereunto subscribed my name, this 16th day of August, 1900, at Los Angeles, California.

EDWARD F. CARR.

Witnesses:

G. E. HARPHAM,  
MATTIE MCGINNIS.