

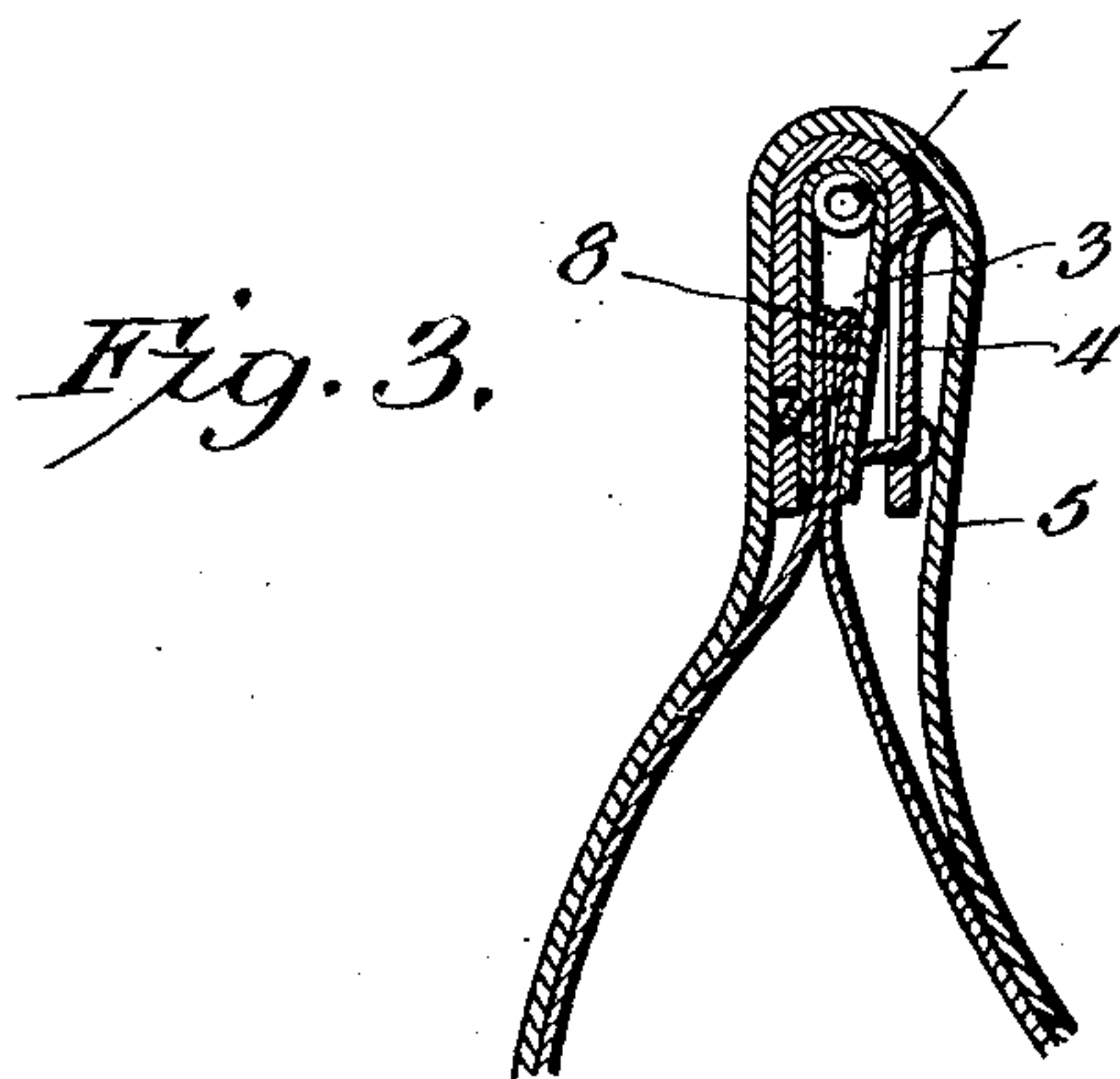
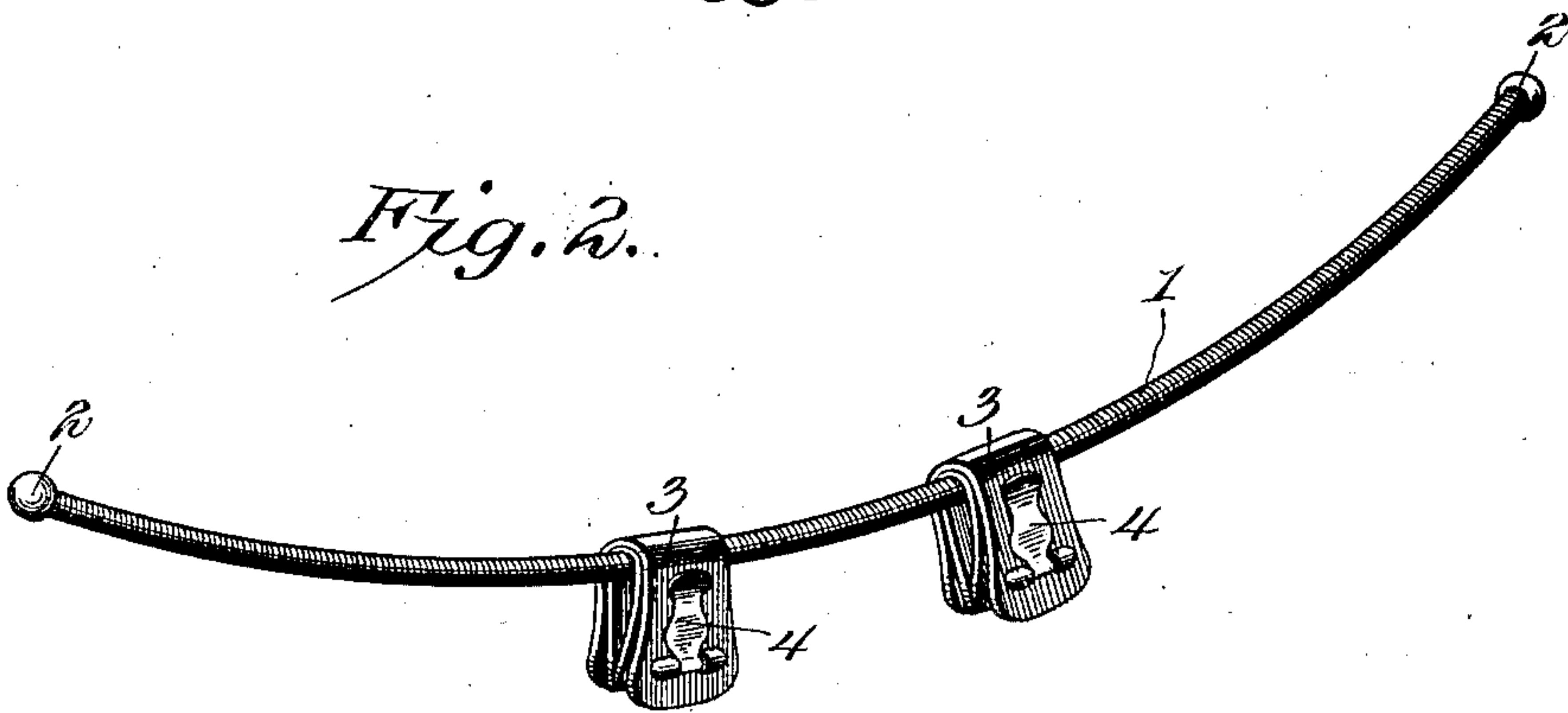
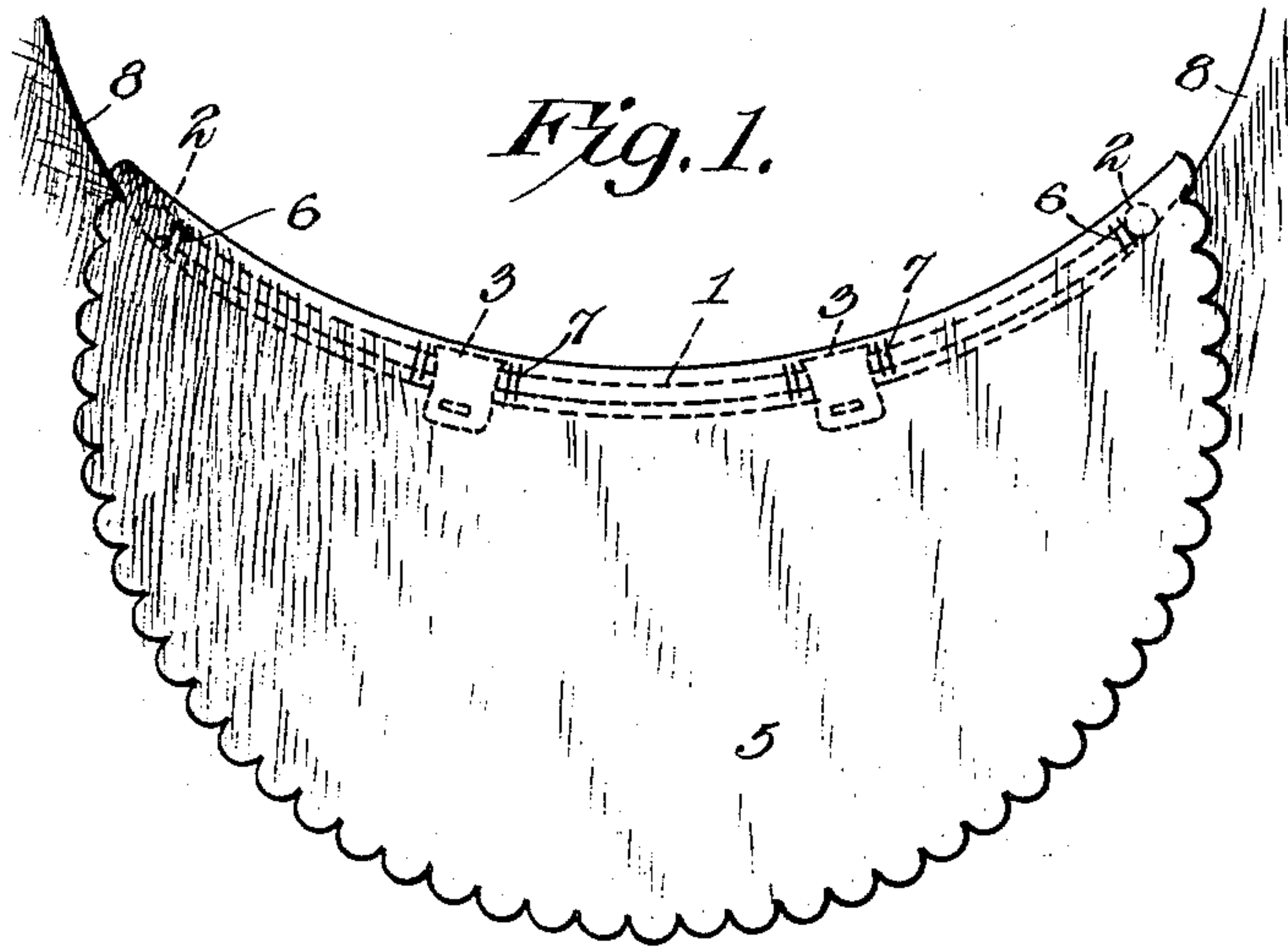
No. 692,367.

Patented Feb. 4, 1902.

G. B. McC. SEAGER.
DRESS SHIELD.

(Application filed Oct. 5, 1901.)

(No Model.)



George B. M. Seager, Inventor;

By

E. G. Seager

Attorney

Witnesses

Howard W. Carr
W. J. Shepard

UNITED STATES PATENT OFFICE.

GEORGE B. McCLELLAN SEAGER, OF ADRIAN, MICHIGAN.

DRESS-SHIELD.

SPECIFICATION forming part of Letters Patent No. 692,367, dated February 4, 1902.

Application filed October 5, 1901. Serial No. 77,710. (No model.)

To all whom it may concern:

Be it known that I, GEORGE B. McCLELLAN SEAGER, a citizen of the United States, residing at Adrian, in the county of Lenawee and State of Michigan, have invented a new and useful Dress-Shield, of which the following is a specification.

This invention relates to dress-shields, and is designed to provide an improved stretcher and holder for maintaining the shield in its normal position and to guard against wrinkling and rucking up thereof by movements of the arm.

It is furthermore designed to construct the device so as to be flexible in order that it may readily accommodate itself to movements of the arm without annoyance to the wearer and without displacing the shield.

It is also designed to provide for conveniently clamping the holder upon an arm-scy, so as to prevent endwise movement of the device, and thereby to maintain it normally in its proper position.

With these and other objects in view the present invention consists in the combination and arrangement of parts, as will be hereinafter more fully described, shown in the accompanying drawings, and particularly pointed out in the appended claim, it being understood that changes in the form, proportion, size, and minor details may be made within the scope of the claim without departing from the spirit or sacrificing any of the advantages of the invention.

In the drawings, Figure 1 is a side elevation of an ordinary dress-shield having the present holder applied thereto and shown in dotted lines. Fig. 2 is a detail perspective view of a dress-shield stretcher and holder constructed in accordance with the present invention. Fig. 3 is an enlarged sectional view taken transversely through the holder and the adjacent portion of an arm-scy.

Like characters of reference designate corresponding parts in all the figures of the drawings.

In carrying out the present invention there is provided an arcuate rod-like body 1, which is in the form of a comparatively stiff helix or continuous coil, which is bent to normally assume an arcuate shape and is capable of being readily flexed by slight movements of the arm. The opposite ends of the arcuate body are provided with knobs or balls 2, so

as to obviate projections at these points. At the intermediate portion of the arcuate body there is provided clamps 3, which preferably embody a substantially U-shaped clip straddling the body and secured thereto in any preferred manner, the clip having a clamping-jaw 4, as illustrated in Fig. 3 of the drawings. The body of the device is fitted within the bight portion of an ordinary dress-shield 5 and secured thereto by terminal stitches 6 and intermediate stitches 7, the latter being located at opposite sides of the attaching-clamps. It will be understood that the holder may be applied to the shield in the original manufacture thereof or the shield and holder may be purchased separately and afterward assembled at the convenience of the user. As indicated in Fig. 3 of the drawings, it will be seen that the attaching-clamps are placed astraddle of the arm-scy 8 and the clamping-jaw 4 snapped into locked position, so as to clamp the scye between the jaw and the opposite side of the clip, thereby to effectually connect the holder to the arm-scy, so as to prevent endwise movement thereof.

From the foregoing description it is apparent that in view of the situation of the present device within the bight of the shield it is impossible for the device to come in contact with the skin or the undergarment, and thereby does not give any discomfort to the wearer. Moreover, the shield is always held in position, so as to be removable with the garment, and thereby obviates the necessity for repeated application and adjustment thereof, although capable of removal for application to another garment or for any other purpose desired.

What I claim is—

A dress-shield spreader and holder, comprising an arcuate continuous wire helix substantially equal in length to the width of a dress-shield and forming a continuously-elastic support for the latter, and one or more arm-scy-engaging fastenings carried by the helix and projected at the convex side thereof.

In testimony that I claim the foregoing as my own I have hereto affixed my signature in the presence of two witnesses.

GEORGE B. McCLELLAN SEAGER.

Witnesses:

BERT R. CLARK,
MAE HALEY.