

No. 692,061.

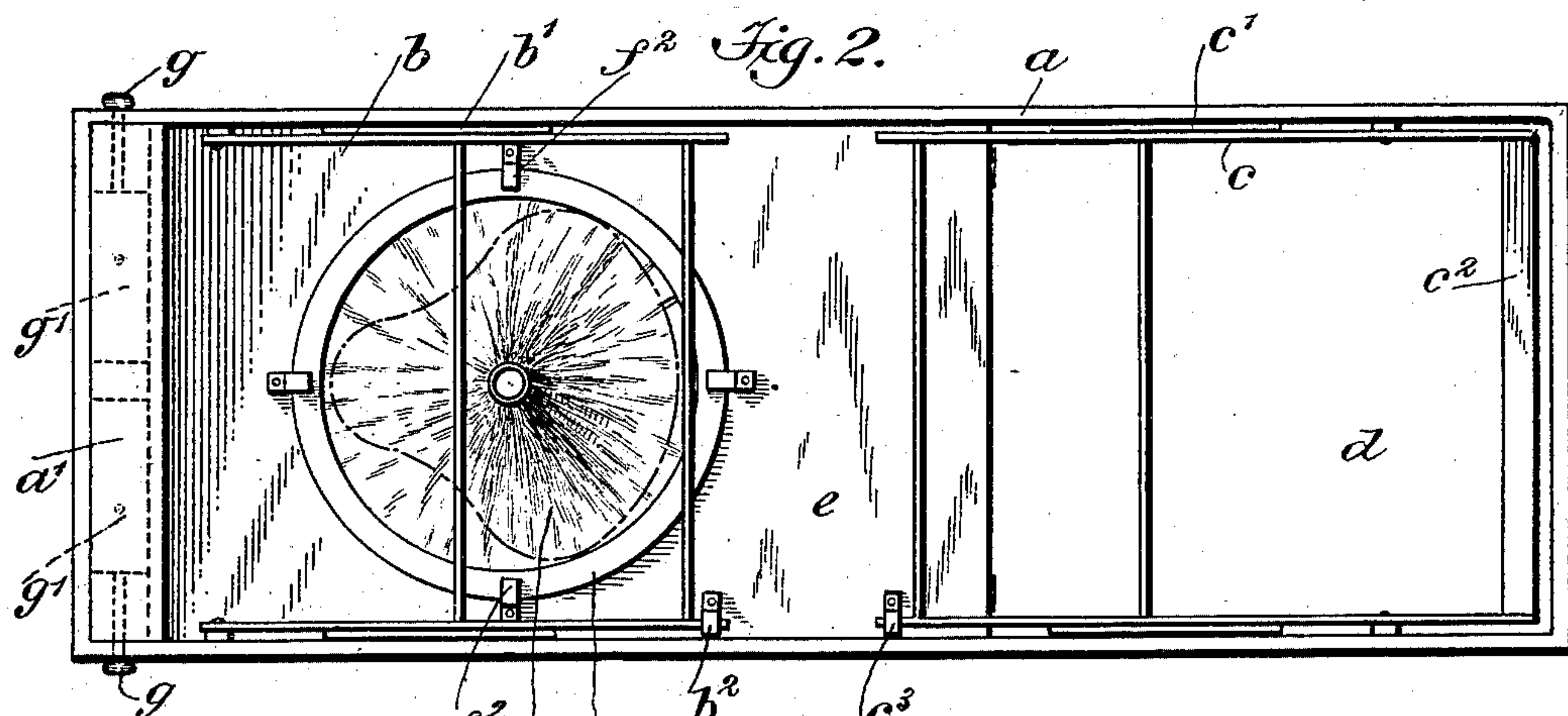
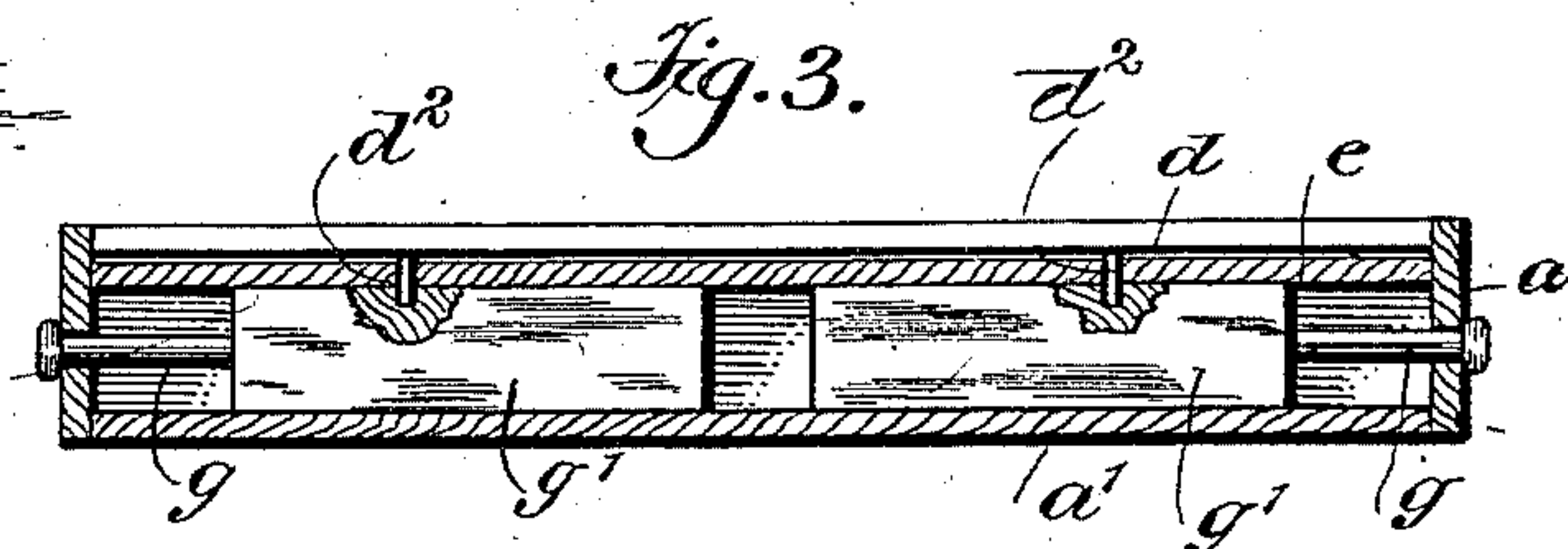
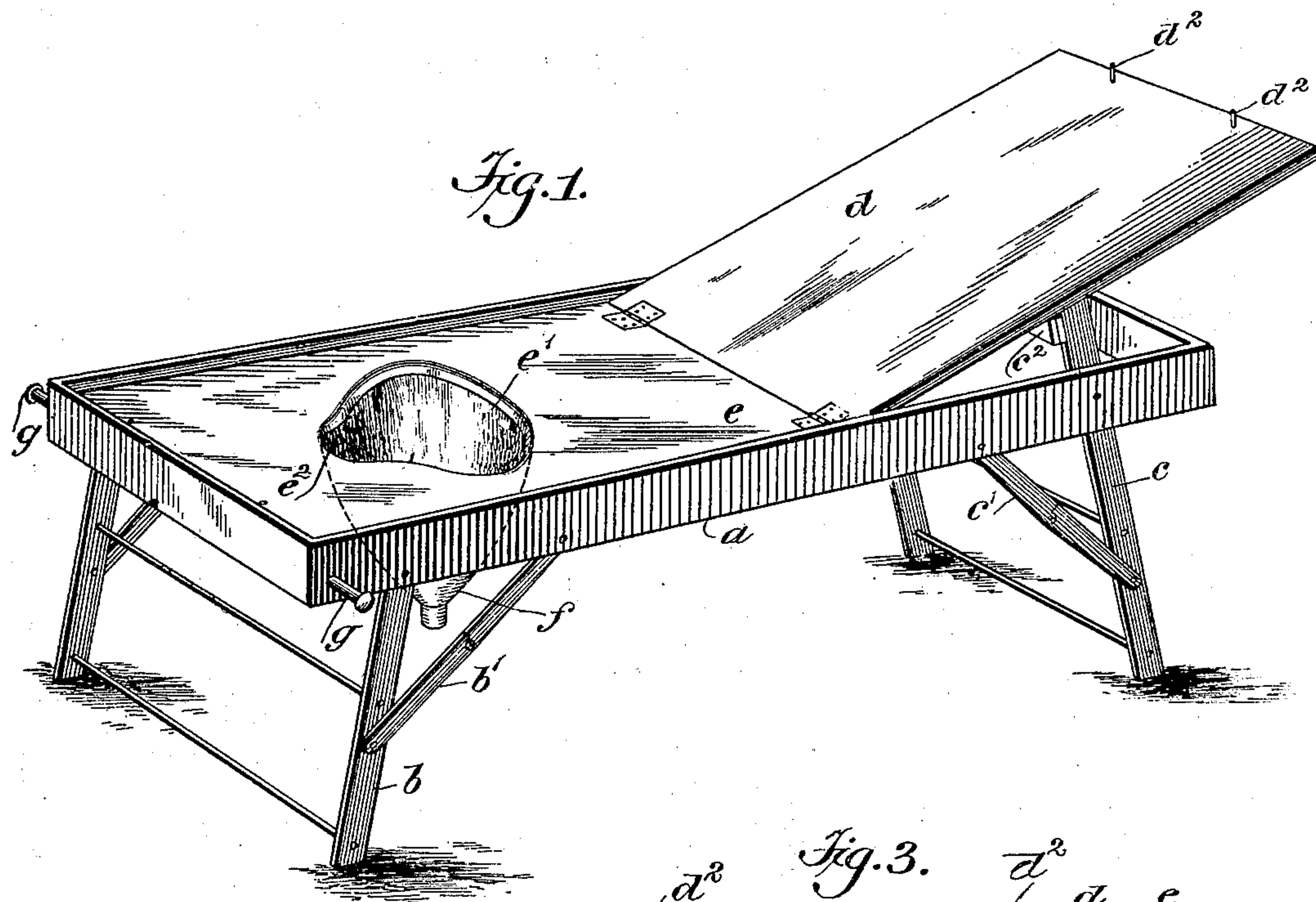
Patented Jan. 28, 1902.

T. F. McCULLOUGH.

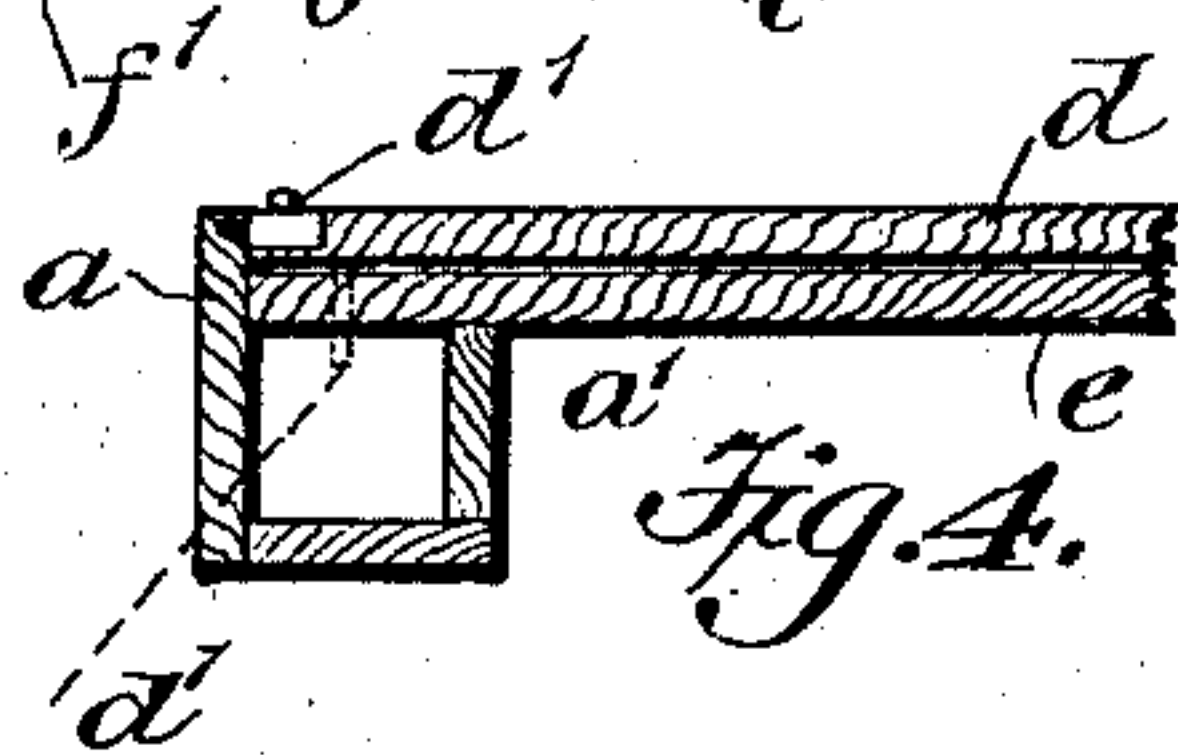
DOUCHE BENCH.

(Application filed Oct. 22, 1901.)

(No Model.)



WITNESSES:  
*A. H. Appleman Jr.*  
*J. B. Owens*



INVENTOR  
Thomas F. McCullough  
BY *Mumford*  
ATTORNEYS



# UNITED STATES PATENT OFFICE.

THOMAS F. McCULLOUGH, OF MEMPHIS, TENNESSEE.

## DOUCHE-BENCH.

SPECIFICATION forming part of Letters Patent No. 692,061, dated January 28, 1902.

Application filed October 22, 1901. Serial No. 79,572. (No model.)

*To all whom it may concern:*

Be it known that I, THOMAS F. McCULLOUGH, a citizen of the United States, and a resident of Memphis, in the county of Shelby and State of Tennessee, have invented a new and Improved Douche-Bench, of which the following is a full, clear, and exact description.

This invention relates to certain novel features of structure and arrangement residing in a bench for use by women in douching.

This specification is a specific description of one form of the invention, while the claims are definitions of the actual scope thereof.

Reference is to be had to the accompanying drawings, forming part of this specification, in which similar characters of reference indicate corresponding parts in all the views.

Figure 1 is a perspective view of the device. Fig. 2 is a bottom plan view of the device folded. Fig. 3 is a partial section of the end folded; and Fig. 4 is a partial section of the same part, showing a catch for holding the leaf folded.

The bench has a rigid rectangular frame *a* with folding legs *b* and *c*, having braces *b'* and *c'*, respectively, for holding them removably in extended position. The leg *c* at the head of the bench is pivoted intermediate its ends, so that when in operative position its upper end projects through and above the frame *a*, thus supporting in inclined position the leaf *d* of the bench, which is hinged to the stationary top part *e* at its inner end. The leaf *d* projects beyond the head end of the frame when in operative position. The short or upper end of the leg *c* is fitted with a hinged extension *c'*, which may, if desired, be thrown upward from its inclined position, in which it is shown in Fig. 1, so as to increase the inclination of the leaf *d*.

In the stationary top part *e* of the bench is formed an opening *e'*, against the walls of which the hips of the woman should in the use of the bench be made to bear, and at the side of this spring near the foot of the bench a branch opening *e'* is formed to allow the unobstructed passage through the opening of liquid used in douching.

*f* indicates a flexible funnel which is held on the bottom of the part *e* of the bench by means of a rigid ring *f'*, attached to the mouth of the funnel and removably engaged

by catches *f'* on the bottom of said part *e*. This funnel leads the waste liquid from the bench down to a suitable receptacle, (not shown,) which should be placed under the bench.

When the bench is not in use, the legs *b* and *c* should be swung up onto the frame *a* (see Fig. 2) and the leaf *d* folded down upon the stationary top section *e*.

*b'* and *c'* indicate catches for holding the legs folded.

*d'* indicates a catch for engaging the frame to hold the leaf folded. (See Fig. 4.)

*g* indicates foot-rests, which are fastened to carriers *g'*, fitted to slide in a transverse casing *a'*, formed in the frame *a* at the foot end thereof, the foot-rests *g* sliding through openings in the end walls of said casing. The free end of the leaf *d* carries at its normally upper face two pins *d'*, which when the leaf is folded, Fig. 3, pass through openings in the top section *e* and enter openings in the carriers *g'*, these openings being so located that the pins will enter them when the carriers and foot-rests are moved in, as in Fig. 3.

When the bench is folded, the foot-rests should be moved in out of the way, and they will be held by the device described.

In using the bench the parts should be adjusted as in Fig. 1, and the woman may then recline comfortably and in the best position for douching. The hips should rest in the opening *e*, the feet on the pins *g*, and the head and shoulders on the inclined leaf *d*.

When not in use, the bench may be folded compactly and stored away out of sight in a comparatively small space.

Various changes in the form, proportions, and minor details of my invention may be resorted to without departing from the spirit and scope of my invention. Hence I consider myself entitled to all such variations as may lie within the scope of my claims.

Having thus described my invention, I claim as new and desire to secure by Letters Patent—

1. A bench, having a frame, an adjustable leaf, and a leg intermediately pivoted on the frame and arranged when in operative position to engage one end with the leaf to hold it raised.

2. A bench, having a frame, an adjustable

leaf, a leg intermediately pivoted on the frame and arranged when in operative position to engage one end with the leaf to hold it raised, and a hinged extension on said end of the  
5 leg, for the purpose specified.

3. The combination of a frame, a foot-rest movably mounted thereon, a leaf mounted to swing on the frame, and a member carried by the leaf to engage and hold the foot-rest.

10 4. The combination of a frame, a casing thereon, a carrier slidable in the casing, a

foot-rest held by the carrier, a leaf arranged to swing on the frame, and a member carried by the leaf and engaging the carrier to hold the same immovable.

In testimony whereof I have signed my name to this specification in the presence of two subscribing witnesses.

T. F. McCULLOUGH.

Witnesses:

A. S. COYLE,

KATE BUTTENBERG.