

No. 690,575.

Patented Jan. 7, 1902.

M. HERRE.
FOLDING PAPER BOX.

(Application filed May 10, 1901.)

(No Model.)

Fig. 1.

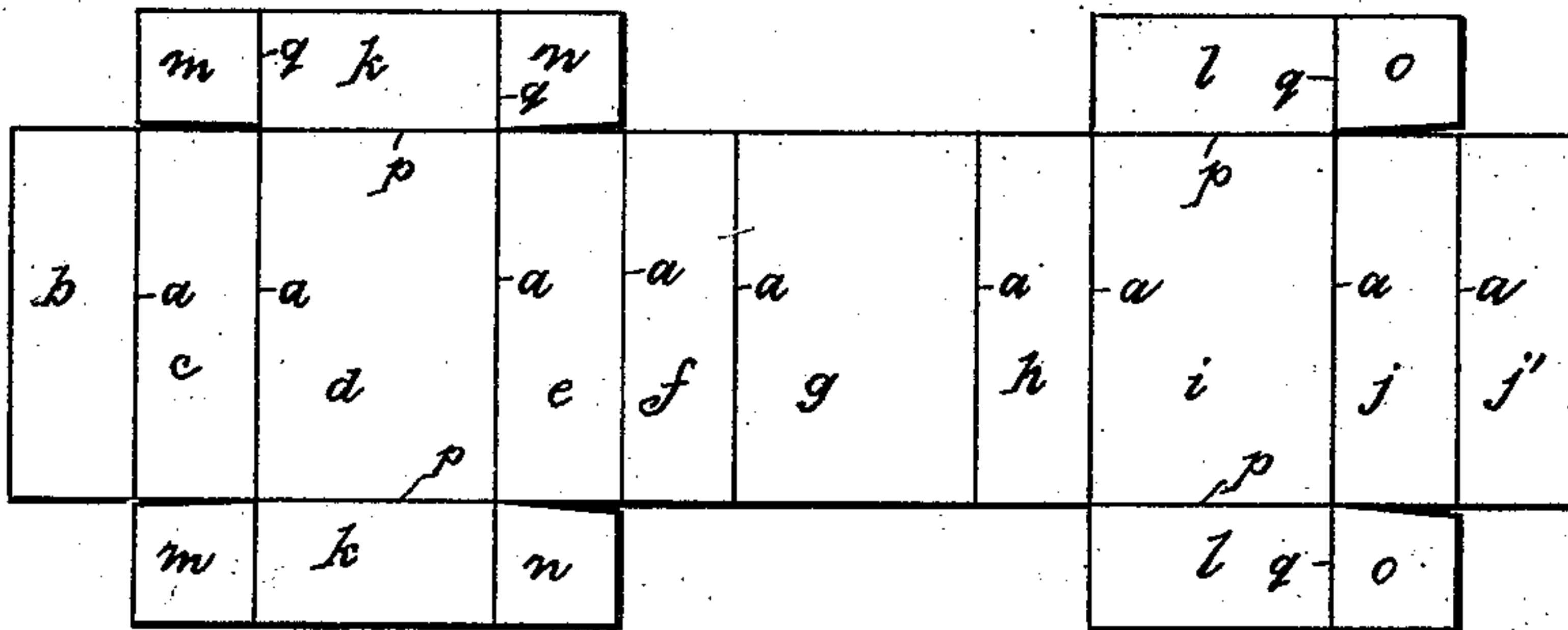


Fig. 2.

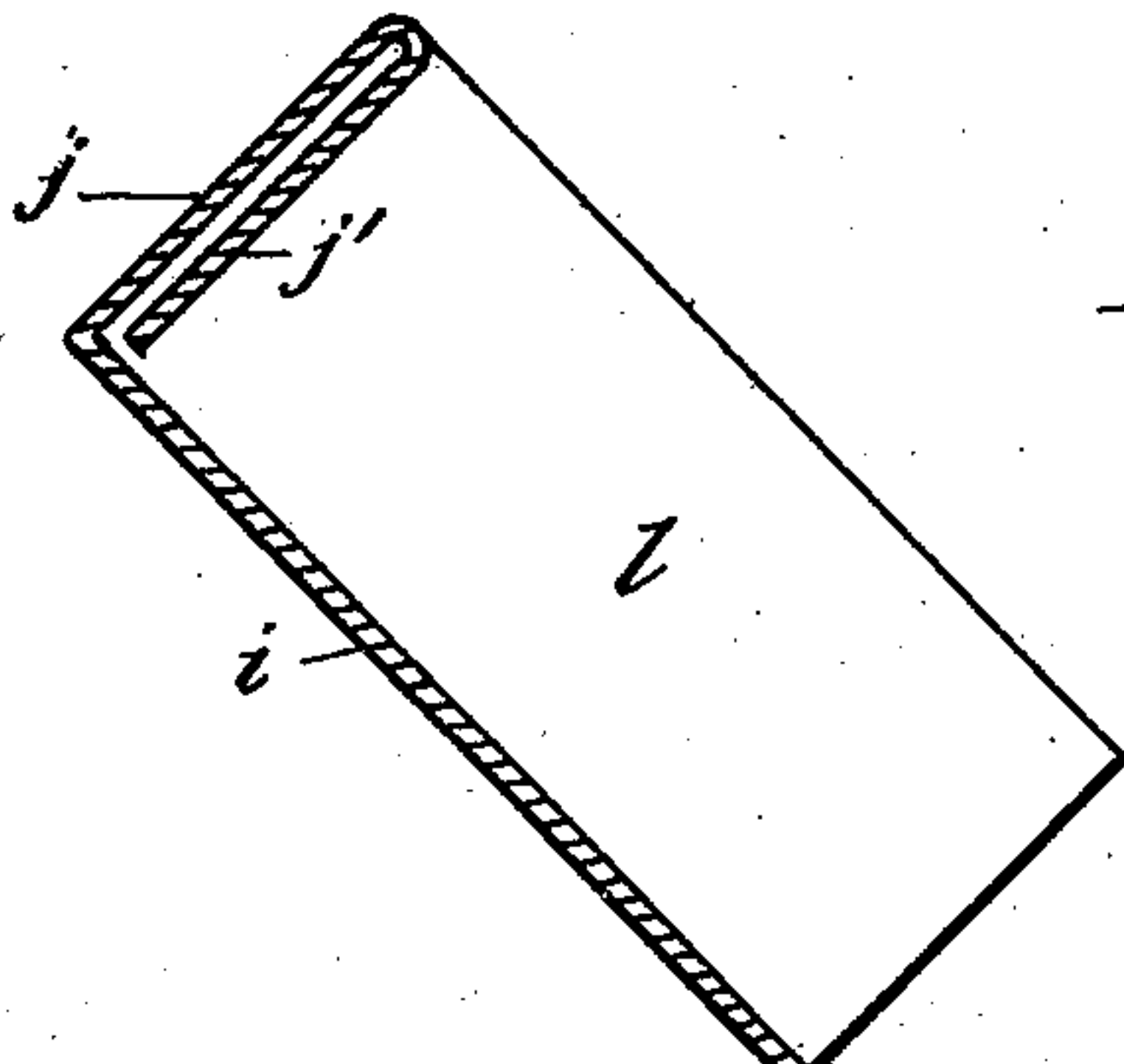


Fig. 4.

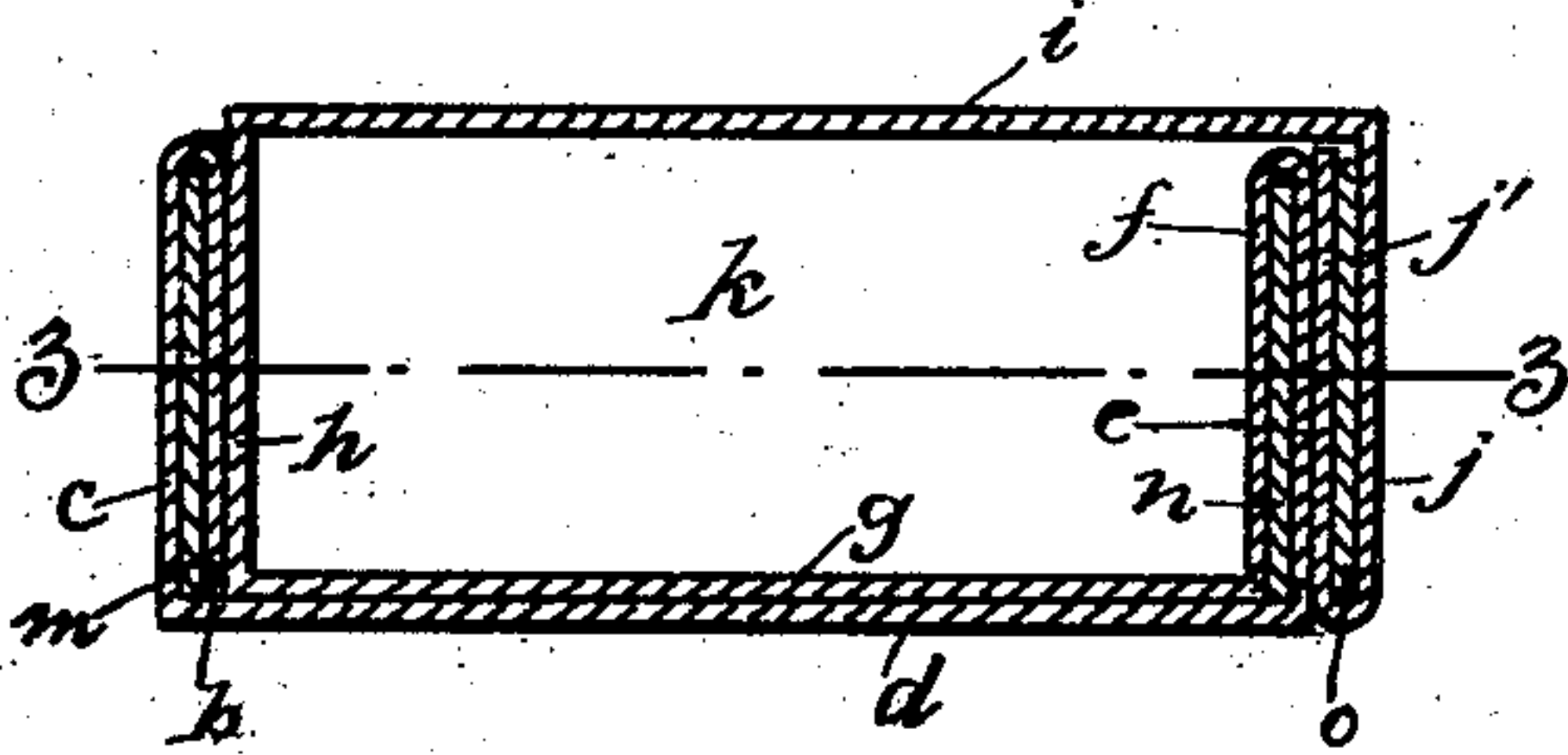
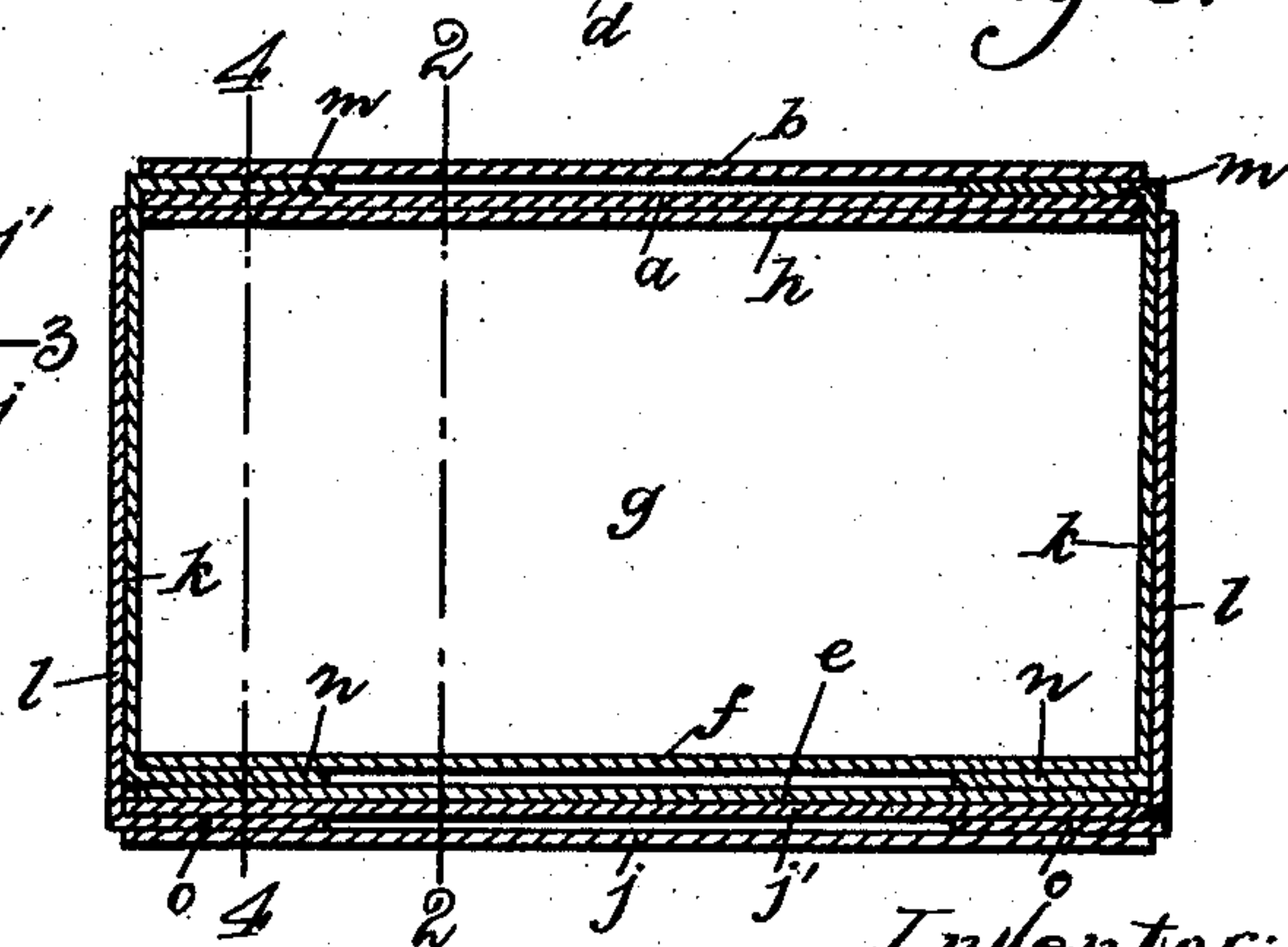


Fig. 3.



Witnesses:

C. F. Wilson
John Snowhook

Inventor:

Max Herre
By *Rudolph M. [Signature]*
Attorney.

UNITED STATES PATENT OFFICE.

MAX HERRE, OF CHICAGO, ILLINOIS.

FOLDING PAPER BOX.

SPECIFICATION forming part of Letters Patent No. 690,575, dated January 7, 1902.

Application filed May 10, 1901. Serial No. 59,593. (No model.)

To all whom it may concern:

Be it known that I, MAX HERRE, a citizen of the United States, residing at Chicago, in the county of Cook and State of Illinois, have
5 invented certain new and useful Improvements in Folding Paper Boxes; and I do hereby declare the following to be a full, clear, and exact description of the invention, such as will enable others skilled in the art to which
10 it appertains to make and use the same.

My invention relates to a novel construction in a folding paper box, the object being to provide a box which can be readily folded from a single blank and which will hold together without the use of any adhesive material or fasteners of any kind; and it consists in the features of construction herein-
15 after fully described and claimed.

In the accompanying drawings, illustrating my invention, Figure 1 shows the blank.
20 Fig. 2 is a transverse section, on an enlarged scale, on the line 2 2 of Fig. 3, showing the box formed by folding the blank on the lines indicated thereon, the lid being open. Fig.
25 3 is a horizontal section of the box on the line 3 3 of Figs. 2 and 4, the lid being closed. Fig. 4 is a section on the line 4 4 of Fig. 3.

The blank A consists of a long sheet of cardboard or other suitable material divided
30 by transverse weakening-lines *a* into a plurality of rectangular panels *b*, *c*, *d*, *e*, *f*, *g*, *h*, *i*, *j*, and *j'*. The panels *d* and *i* are extended transversely to form flaps *k* and *l*. Said flaps *k* are again extended longitudinally to
35 form flaps *m* and *n* at their ends, and the flaps *l* are extended longitudinally at one end to form flaps *o*. Weakening-lines *p* and *q* are provided on which said flaps *k* and *l* and *m*, *n*, and *o* are folded.

40 The weakening-lines are formed in any suitable manner, preferably by compressing the material along said lines.

The panels *b*, *c*, *d*, *e*, and *f*, together with flaps *k* and *m*, form the body of the box,
45 while the panels *g* and *h* form, respectively, a false bottom and false end wall of the same. To form the box, the flaps *k* are first folded to extend at right angles to panel *d*. The flaps *m* and *n* are then folded inwardly to
50 extend at right angles to flaps *k*. The panels *b* and *c* and *e* and *f* are then bent to extend at right angles to panel *d* and said panels *b*

and *f* then folded over on panels *c* and *e*, respectively, over the flaps *m* and *n*, thereby engaging the latter and holding flaps *k* firmly
55 in position. The panel *g* is folded relatively to part *f* and lies in the bottom of the box over the panel *d*, thereby forming a double bottom, while panel *h* lies in contact with panel *b*, thereby preventing the latter from
60 springing out of position. The panels *i* *j* *j'*, with flaps *l* and *o*, form the cover, which swings on the weakening-line between the panels *h* and *i* as a fulcrum. The flaps *l* and *o* are bent over in the same manner as
65 the flaps *k*, *m*, and *n* are held in place by folding the panels *j* and *j'* over upon said flaps *o*.

A box of very neat appearance is thus produced.
70

I claim as my invention—

1. A device of the kind specified, comprising a blank provided with flaps and divided by weakening-lines into panels adapted to be folded upon each other and over said flaps to
75 form a box portion, and provided further with flaps and panels adapted to be folded over upon the latter to form a lid portion, said box portion and lid portion, being connected together by intervening panels adapted
80 to lie within and form respectively a false bottom and end wall of said box portion, substantially as described.

2. A knockdown box and hinged cover, the box portion having rear and front side panels
85 adapted to fold over into the box to form the front and rear walls thereof, the bottom and end walls of the box portion, formed in one piece, flaps on the end panels or walls, the flaps adapted to retain the end walls in po-
90 sition, a cover portion provided with integral end walls, flaps for retaining the end walls in position, and interior or false front and rear walls and bottom connected with said cover and receivable in the box, the last-
95 named walls securing and retaining the flaps on the end walls of the box in place.

3. A knockdown box and hinged cover, the box portion having rear and front side panels
100 adapted to fold over into the box to form the front and rear walls thereof, the bottom and end walls of the box portion, formed in one piece, flaps on the end panels or walls, the flaps adapted to retain the end walls of the

box portion in position, a cover portion provided with integral end walls, flaps for retaining the end walls in position, interior or false front and rear walls and bottom integral with one another and with the box and cover receivable in the box, the last-named walls securing and retaining the flaps on the end walls of the box in place, and the cover portion provided with a false front wall whereby to retain the flaps on the end walls of the cover in place.

4. A knockdown box and cover hinged thereto, the box portion provided with a bottom panel having integral panels forming end and side walls therefor, flaps on the end panels for retaining the walls formed thereby in

an upright position with relation to the bottom, a panel secured to the rear side wall panel adapted to retain the flaps in place, panels intermediate the cover portion and box portion and connected with both, the intermediate panels adapted to fold into the box portion forming false side and bottom walls and operating to retain the walls forming the box portion in position, the cover portion folding over the box portion.

In testimony whereof I affix my signature in presence of two witnesses.

MAX HERRE.

Witnesses:

ALFRED HERRE,
RUDOLPH WM. LOTZ.