

No. 689,681.

Patented Dec. 24, 1901.

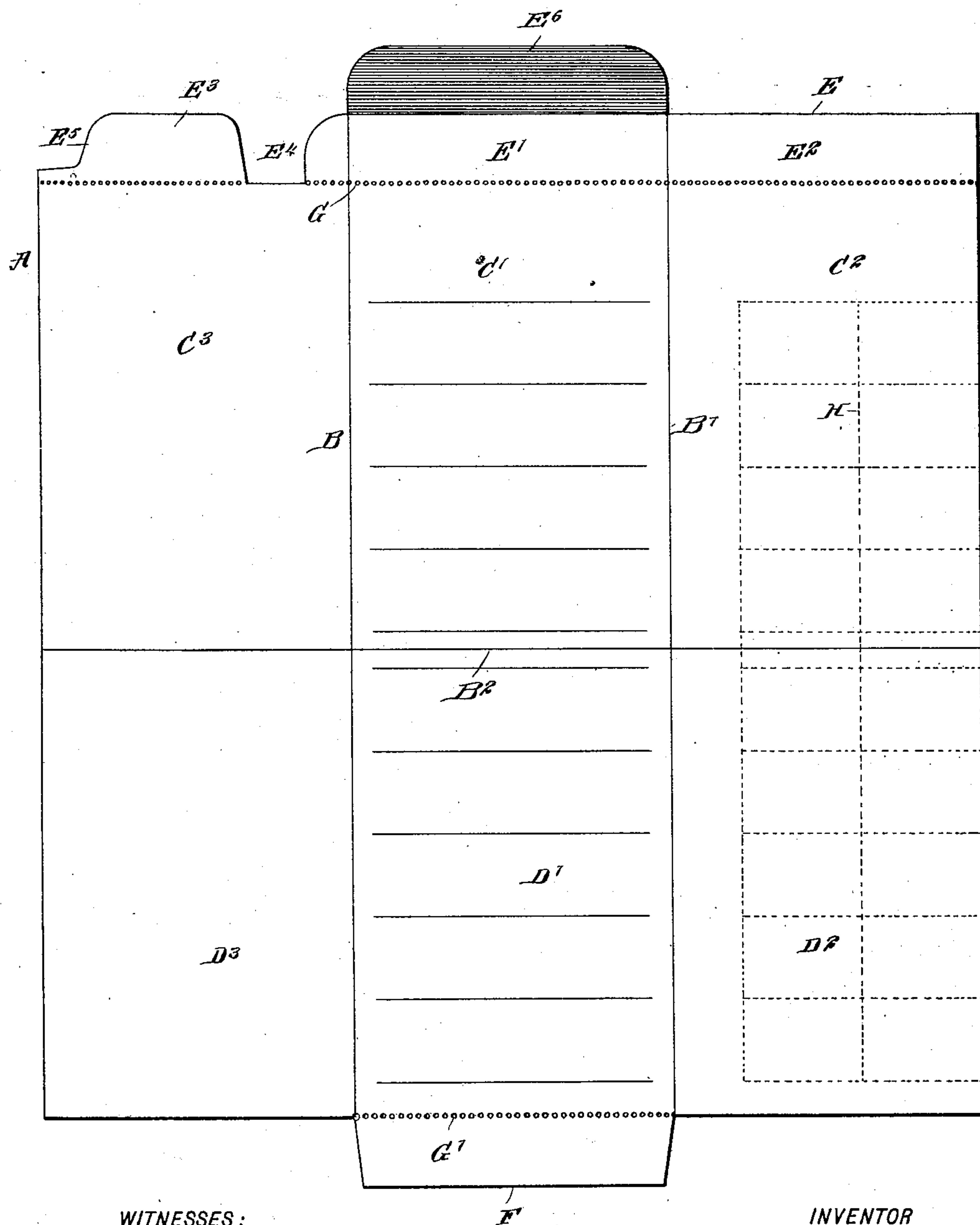
C. A. MEADOWS.  
ENVELOP OR SACK.

(Application filed June 1, 1901.)

(No Model.)

2 Sheets—Sheet 1.

*Fig. 1.*



WITNESSES:

*William P. Goebel*  
*Rev. G. H. Foster*

INVENTOR

*Charles A. Meadows*

BY *Mum*  
ATTORNEYS

No. 689,681.

Patented Dec. 24, 1901.

C. A. MEADOWS.  
ENVELOP OR SACK.

(Application filed June 1, 1901.)

(No Model.)

2 Sheets—Sheet 2.

Fig. 2.

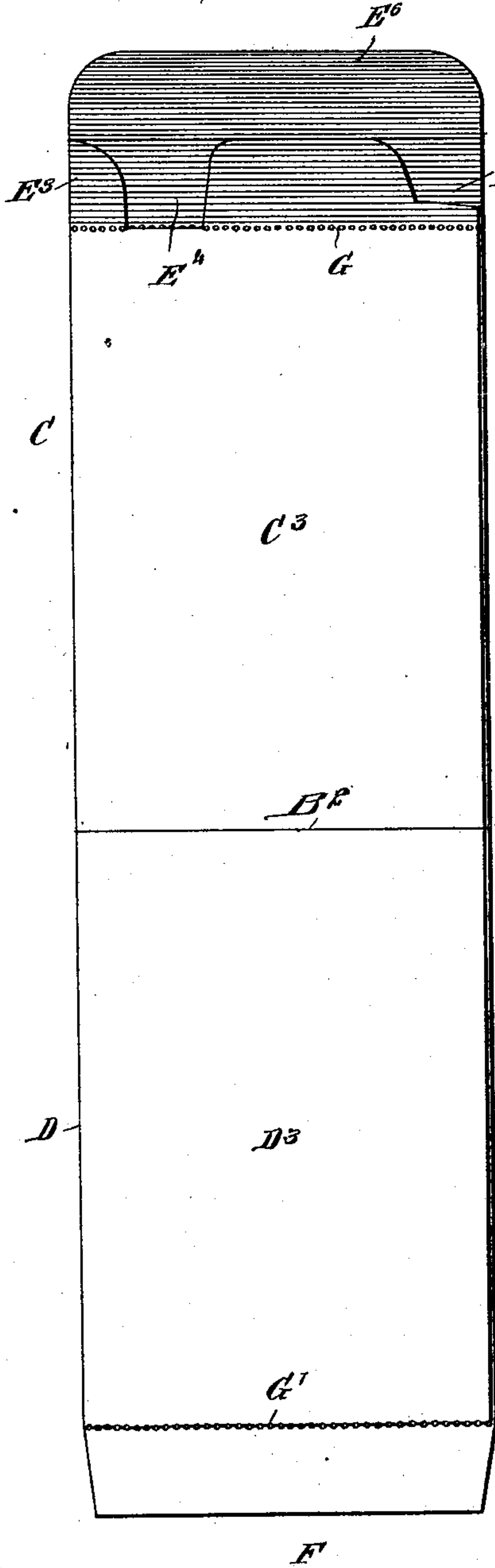


Fig. 3.

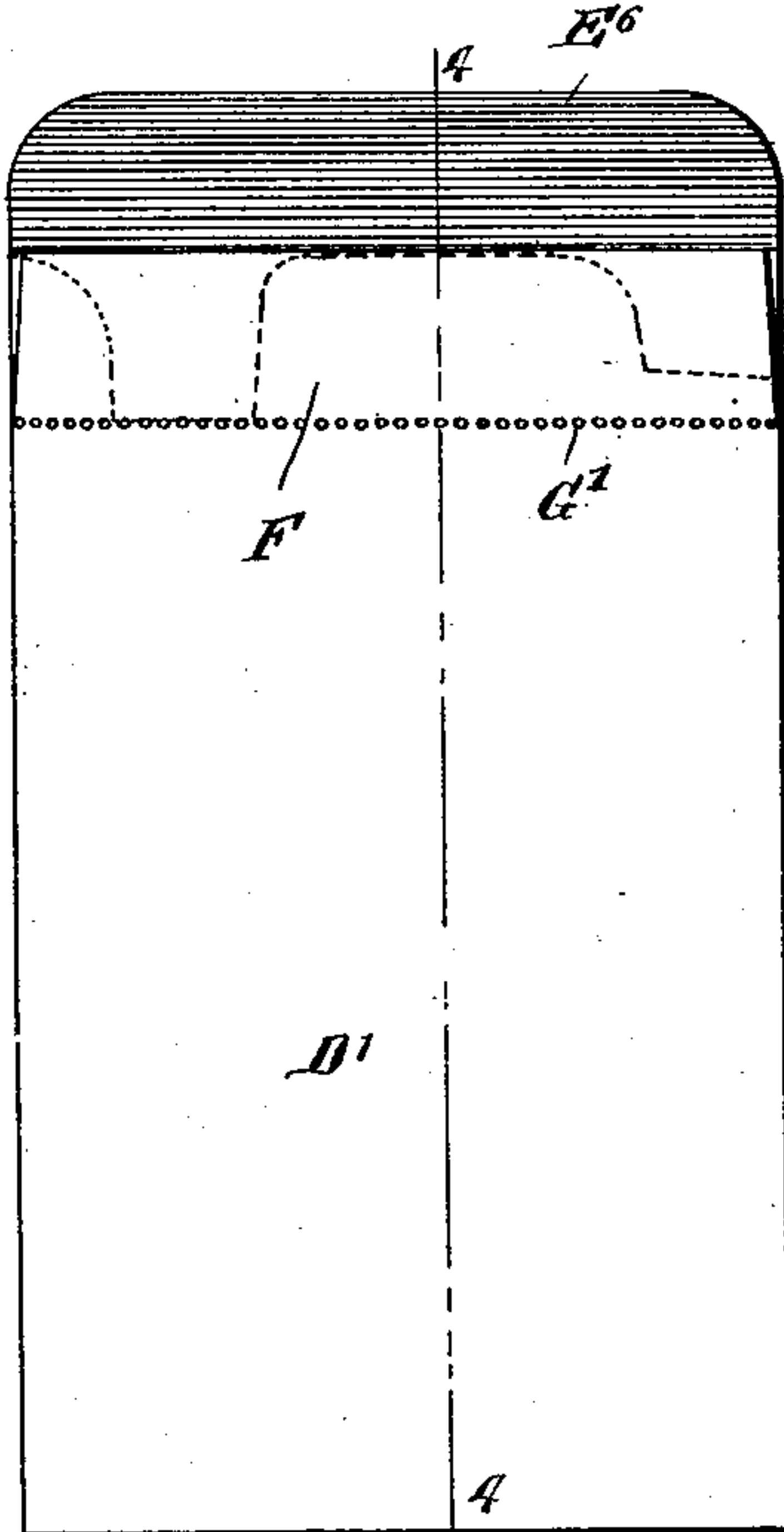


Fig. 4.

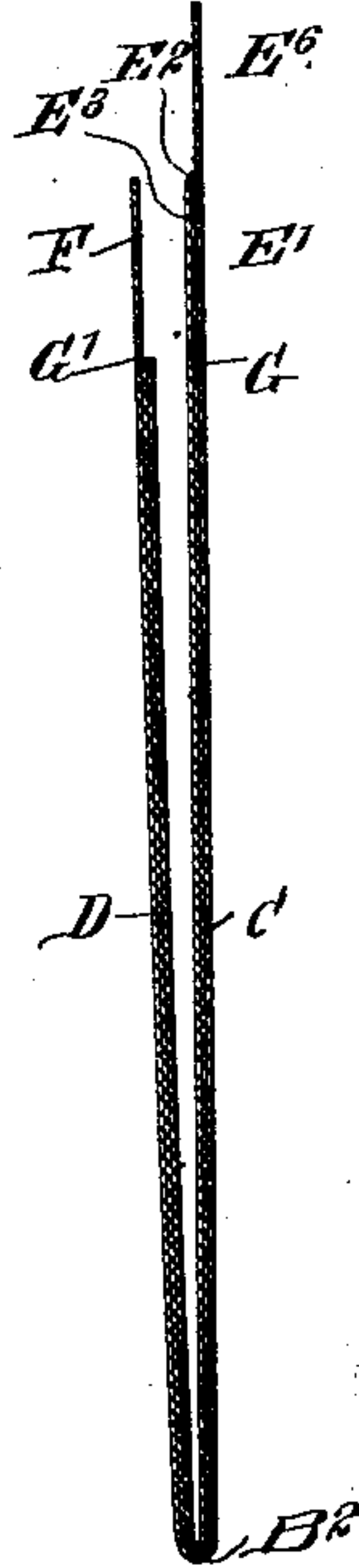


Fig. 5.

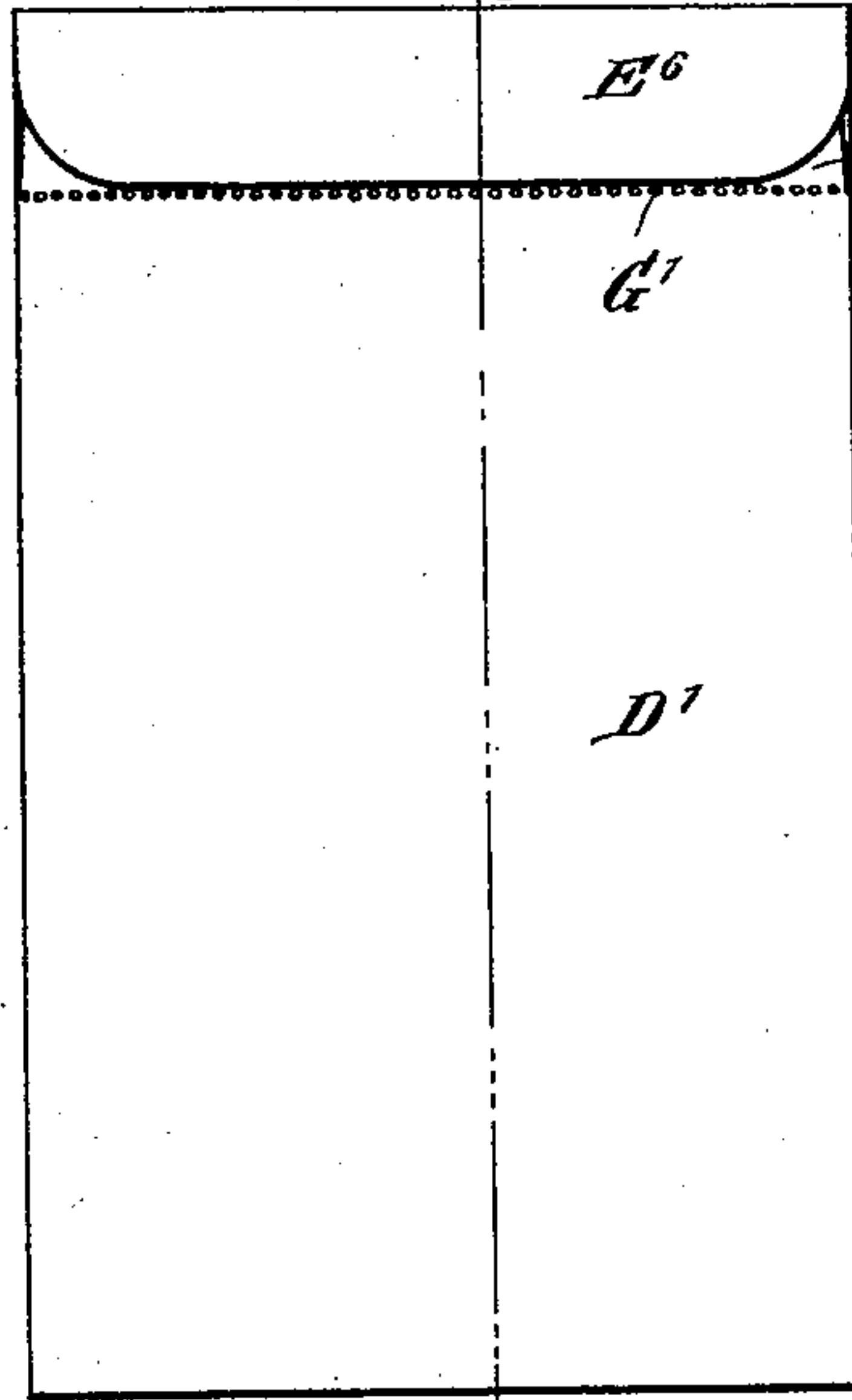



Fig. 6.



WITNESSES:

William P. Gaebel.  
Rev. G. Koster.

INVENTOR

Charles A. Meadows

BY

William

ATTORNEYS



# UNITED STATES PATENT OFFICE.

CHARLES A. MEADOWS, OF YONKERS, NEW YORK.

## ENVELOP OR SACK.

SPECIFICATION forming part of Letters Patent No. 689,681, dated December 24, 1901.

Application filed June 1, 1901. Serial No. 62,685. (No model.)

*To all whom it may concern:*

Be it known that I, CHARLES A. MEADOWS, a citizen of the United States, and a resident of Yonkers, in the county of Westchester and State of New York, have invented a new and Improved Envelop or Sack, of which the following is a full, clear, and exact description.

The object of the invention is to provide a new and improved envelop or sack designed for receiving coins, paper money, and other articles and arranged for convenient opening to permit of discharging the contents and to then form of the envelop an advertising medium.

The invention consists of novel features and parts and combinations of the same, as will be fully described hereinafter and then pointed out in the claims.

A practical embodiment of the invention is represented in the accompanying drawings, forming a part of this specification, in which similar characters of reference indicate corresponding parts in all the views.

Figure 1 is a face view of the blank for the envelop. Fig. 2 is a like view, partly folded. Fig. 3 is a like view of the improvement previous to sealing. Fig. 4 is a transverse section of the same on the line 4 4 in Fig. 3. Fig. 5 is a face view of the improvement sealed, and Fig. 6 is a transverse section of the same on the line 6 6 in Fig. 5.

The improved envelop or sack is formed from a single sheet A of paper or other suitable material, and this sheet is formed lengthwise with creases B B' and widthwise with creases B<sup>2</sup> to allow of folding the sheet to form a pocket C for the reception of a coin or other matter and to form a cover D, adapted to be doubled upon the front of the pocket C. The pocket C consists of a back flap C', a front flap C<sup>2</sup>, and a cover-flap C<sup>3</sup>, and the cover D consists of corresponding parts—namely, a back flap D' and flaps D<sup>2</sup> D<sup>3</sup>. The pocket C is provided at its upper end with a head E, and a head F is on the end of the cover D, and the joints or junctions G G' of said heads with their backs are perforated, said joints coinciding when the envelop or sack is closed and sealed, so that the heads can be torn off together at one pull by the operator to open the envelop or sack. The head E consists of the flaps E' E<sup>2</sup> E<sup>3</sup> at the ends of the flaps C'

C<sup>2</sup> C<sup>3</sup>, respectively, and the flap E<sup>3</sup> has cut-out portions E<sup>4</sup> E<sup>5</sup>, and the flap E' is formed with an extension-flap E<sup>6</sup>. The head F forms an extension of the back flap D' of the cover D, and when the several parts are folded then the head F is opposite the head-flaps E' E<sup>2</sup> E<sup>3</sup>, the joints or junctions G G' registering with each other. (See Figs. 3, 4, 5, and 6.) The inner faces of the back flaps C' D' are provided with advertising matter, and the flaps C<sup>2</sup> D<sup>2</sup> are perforated to form coupons H, as is plainly indicated in Fig. 1. If desired, the entire inner face of the sheet A may be provided with advertising matter.

The sheet A is folded along the creases B B', so as to bring the flaps C<sup>2</sup> D<sup>2</sup> upon the flaps C' D', and then the flaps C<sup>3</sup> D<sup>3</sup> are folded upon the flaps C<sup>2</sup> D<sup>2</sup>. The outer faces of the heads E<sup>3</sup>, E<sup>2</sup>, and E<sup>6</sup> are then gummed, as is plainly indicated in Fig. 2—that is, that portion of the flap E<sup>2</sup> is gummed which appears through the cut-out portions E<sup>4</sup> E<sup>5</sup> of the flap E<sup>3</sup>. (See Fig. 2.) The cover D is now doubled upon the pocket C along the crease B<sup>2</sup>, and the head F is now gummed to the gummed face of the flap E<sup>3</sup> and the gummed portions of the flap E<sup>2</sup>, (see Fig. 3,) so that the pocket C is closed at the front, but is open at the top for the introduction of coins or other matter to be contained in the envelop or sack. After the contents are introduced into the pocket C the gummed extension-flap E<sup>6</sup> is brought down and caused to adhere to the face of the head F to close and seal the pocket C. The receiver of this envelop or sack takes hold with one hand of the pocket C and the cover D and with the other hand tears off the united heads E and F, so that the envelop or sack is opened and the several flaps can be unfolded to remove the contents and at the same time leave an unbroken sheet containing the advertising matter and the coupons in full view of the operator.

It is understood that by having the cut-out portions E<sup>4</sup> E<sup>5</sup> in the flap E<sup>3</sup> gum is also applied on the flap E<sup>2</sup>, so that when the envelop or sack is sealed the head F adheres to the gummed flap E<sup>3</sup> and the gummed portion of the flap E<sup>2</sup>. When the heads are torn off, as described, and the several flaps have been opened up, the receiver not only has conven-



ient access to the contents, but is also furnished with an advertising medium which may prove of value to him and those having advertisements on the flaps. The coupons  
 5 H may be detached by the receiver and used to his benefit in stores or other places indicated by the advertisement on the flaps.

Having thus fully described my invention, I claim as new and desire to secure by Letters  
 10 Patent—

1. An envelop or sack formed of a single blank folded to form a pocket, and a cover doubled upon the pocket, and heads on the pocket and cover and arranged for separation  
 15 therefrom, the heads having an adhesive substance thereon for fastening them together, the lines of separation of the heads from the pocket and cover coinciding, as set forth.

2. An envelop or sack formed of a single  
 20 blank having longitudinal creases and a transverse crease for dividing the blank into flaps folded to form a pocket and a cover, the cover being adapted to be doubled upon the pocket, head-flaps on the ends of said pocket and  
 25 cover and separated therefrom by rows of perforations, the head-flap of the cover being at the center thereof, and a sealing extension-flap for locking the heads together, said extension-flap being at the center of the pocket  
 30 head-flap, as set forth.

3. An envelop or sack, comprising a pocket and a cover adapted to be doubled upon said pocket, head-flaps on said pocket, one of the flaps having cut-out portions, a head-flap on

said cover and adapted to fold upon the cut- 35 out head-flap and to be secured thereto and to the underlying flap, and an extension-flap on one of the pocket head-flaps and adapted to be sealed to the cover head-flap, as set forth.

4. An envelop or sack formed of a single 40 blank, lengthwise creases, a widthwise crease on said blank, heads on the ends of the blank, one head being at the center of the blank and of a length equal to the distance between two lengthwise creases, rows of perforations at the 45 joints of the heads with the blank, means for sealing the heads together, an advertising medium on said blank, and coupons on the blank, as set forth.

5. A blank for an envelop or sack, compris- 50 ing an approximately square sheet having heads at two opposing sides, and rows of perforations at the junction of the heads with the body of the sheet, one head extending 55 from one side edge of the sheet to the other and having cut-out portions at one side of the center and an extension at the center thereof, and the other head being at the center of the sheet and of a length about one-third the 60 width of the same, as set forth.

In testimony whereof I have signed my name to this specification in the presence of two subscribing witnesses.

CHARLES A. MEADOWS.

Witnesses:

THEO. G. HOSTER,  
 EVERARD BOLTON MARSHALL.