

No. 689,032.

Patented Dec. 17, 1901.

J. BABST.
PICTURE FRAME.
(Application filed Oct. 25, 1901.)

(No Model.)

Fig. 1.

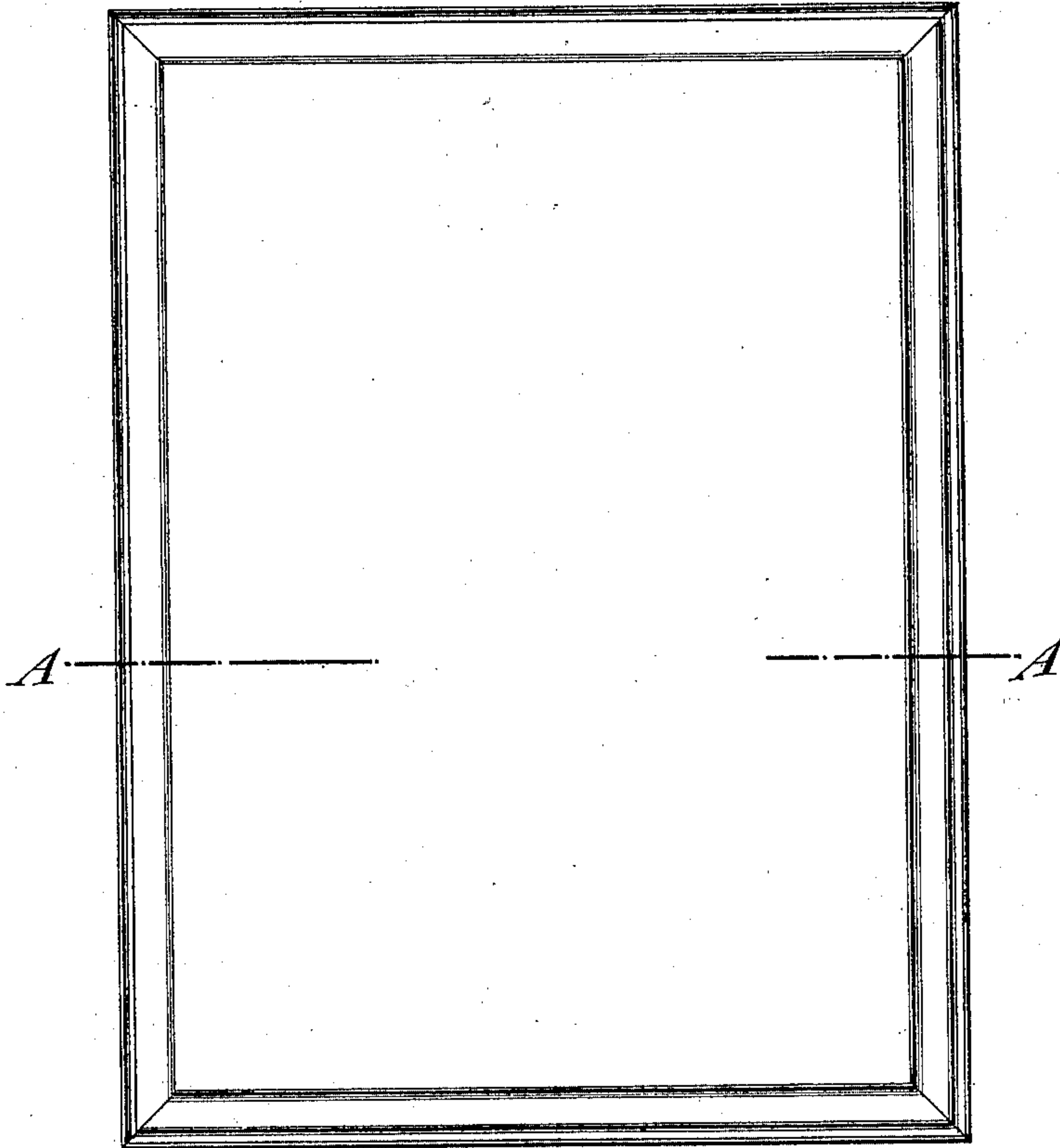


Fig. 2.

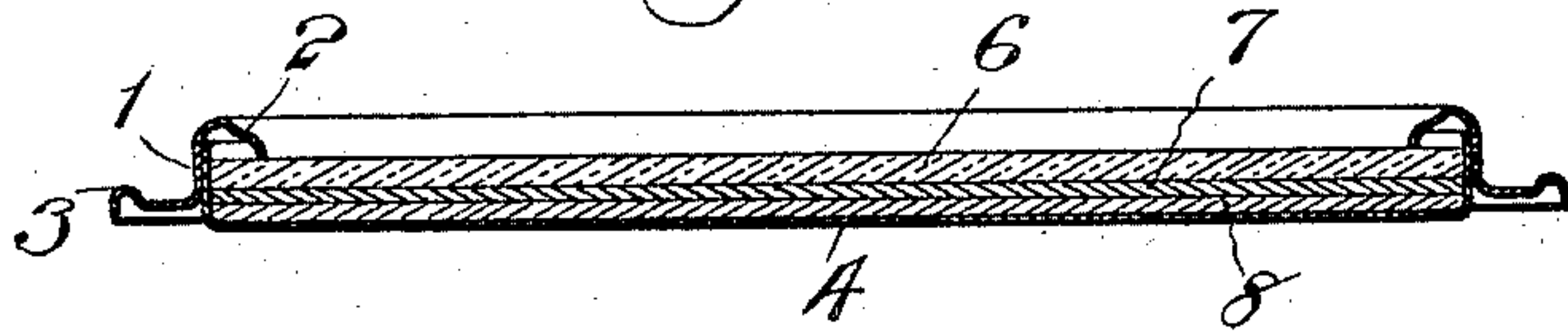



Fig. 3.



Witnesses:

George Barry Jr.
Henry Thime.

Inventor:

Joseph Babst
by attorney
Thomson & Curran

UNITED STATES PATENT OFFICE.

JOSEPH BABST, OF NEW YORK, N. Y., ASSIGNOR TO THE FIRM OF WILLIAM SCHIMPER & COMPANY, OF HOBOKEN, NEW JERSEY.

PICTURE-FRAME.

SPECIFICATION forming part of Letters Patent No. 689,032, dated December 17, 1901.

Application filed October 25, 1901. Serial No. 79,896. (No model.)

To all whom it may concern:

Be it known that I, JOSEPH BABST, a citizen of the United States, and a resident of the borough of Manhattan, in the city and State of New York, have invented a new and useful Improvement in Picture-Frames, of which the following is a specification.

My invention relates to an improvement in picture-frames, and has for its object to provide a picture-frame having a border and a back having spring-flanges arranged to snugly engage the border for removably securing the back thereto.

A further object is to provide a picture-frame having a border and a back having its marginal edges turned at an angle thereto to form spring-flanges, which are arranged to snugly fit within the border for removably securing the back thereto.

A practical embodiment of my invention is represented in the accompanying drawings, in which—

Figure 1 represents a rear view of the picture-frame with my improved removable back in engagement therewith. Fig. 2 is a transverse section taken in the plane of the line A A of Fig. 1, and Fig. 3 is a view showing the border and removable back separated.

The border of the picture-frame is provided with a marginal wall 1 at right angles to the plane of the frame, which wall is provided with an inwardly-extended marginal flange 2 and an outwardly-extended marginal flange 3. This border may be made of any desired design and material, the essential feature of the same being that the marginal wall 1 thereof should be at substantially right angles to the plane of the picture-frame.

The removable back is denoted by 4, and it has its marginal edges turned at an angle thereto to form spring-flanges 5, which are arranged to snugly fit within the marginal wall 1 of the border for removably securing the back within the frame. These flanges 5 are preferably made of sufficient depth to form a shallow box, within which may be placed the glass 6, the picture 7, and a suitable backing 8 before the removable back is secured to the border. The inwardly-projected flange 2 of the border serves as a stop for the glass 6. The angle between the marginal wall 1 and the outwardly-extended flange 3 of the border

is preferably rounded, so as to facilitate the ready insertion of the spring-flanges into position within the said marginal wall.

It is evident that slight changes might be resorted to in the form, construction, and arrangement of the several parts without departing from the spirit and scope of my invention. Hence I do not wish to limit myself strictly to the structure herein shown and described; but

What I claim is—

1. A picture-frame comprising a border and a back having spring-flanges arranged to snugly engage the border for removably securing the back thereto, substantially as set forth.

2. A picture-frame comprising a border, and a back having spring-flanges arranged to snugly fit within the border for removably securing the back thereto, substantially as set forth.

3. A picture-frame comprising a border and a back having its marginal edges turned at an angle thereto to form spring-flanges arranged to snugly fit within the border for removably securing the back thereto, substantially as set forth.

4. A picture-frame comprising a border having a marginal wall at substantially right angles to the plane of the frame and a back having spring-flanges arranged to snugly fit within the said marginal wall of the border for removably securing the back thereto, substantially as set forth.

5. A picture-frame comprising a border having a marginal wall, at substantially right angles to the plane of the frame, an inwardly-extended flange and an outwardly-extended flange projecting from the marginal wall and a back having spring-flanges arranged to snugly fit within the said wall for removably securing the back to the border, substantially as set forth.

In testimony that I claim the foregoing as my invention I have signed my name, in presence of two witnesses, this 11th day of October, 1901.

JOSEPH BABST.

Witnesses:

FREDK. HAYNES,
C. S. SUNDGREN.