

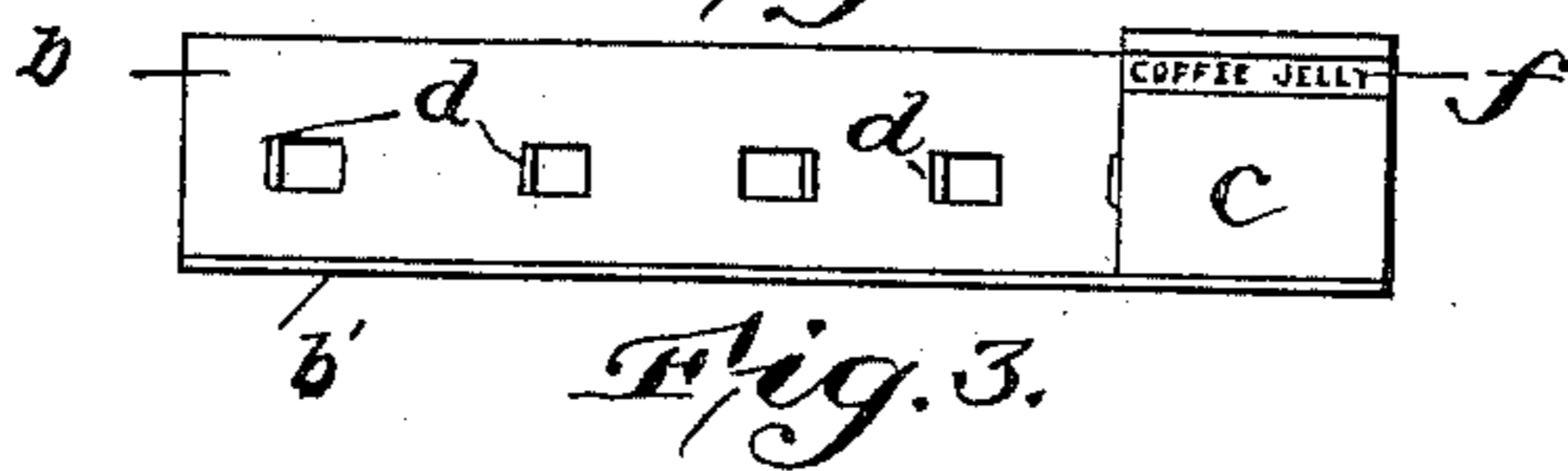
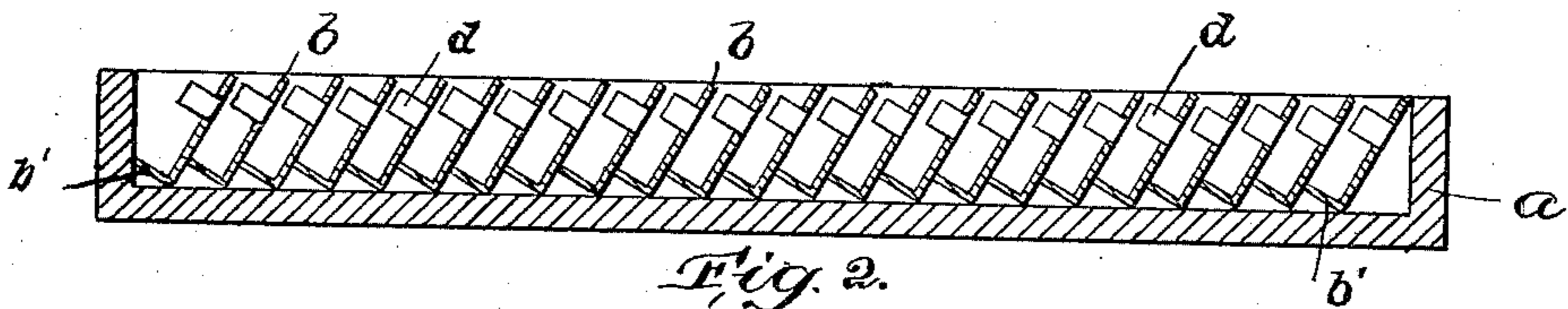
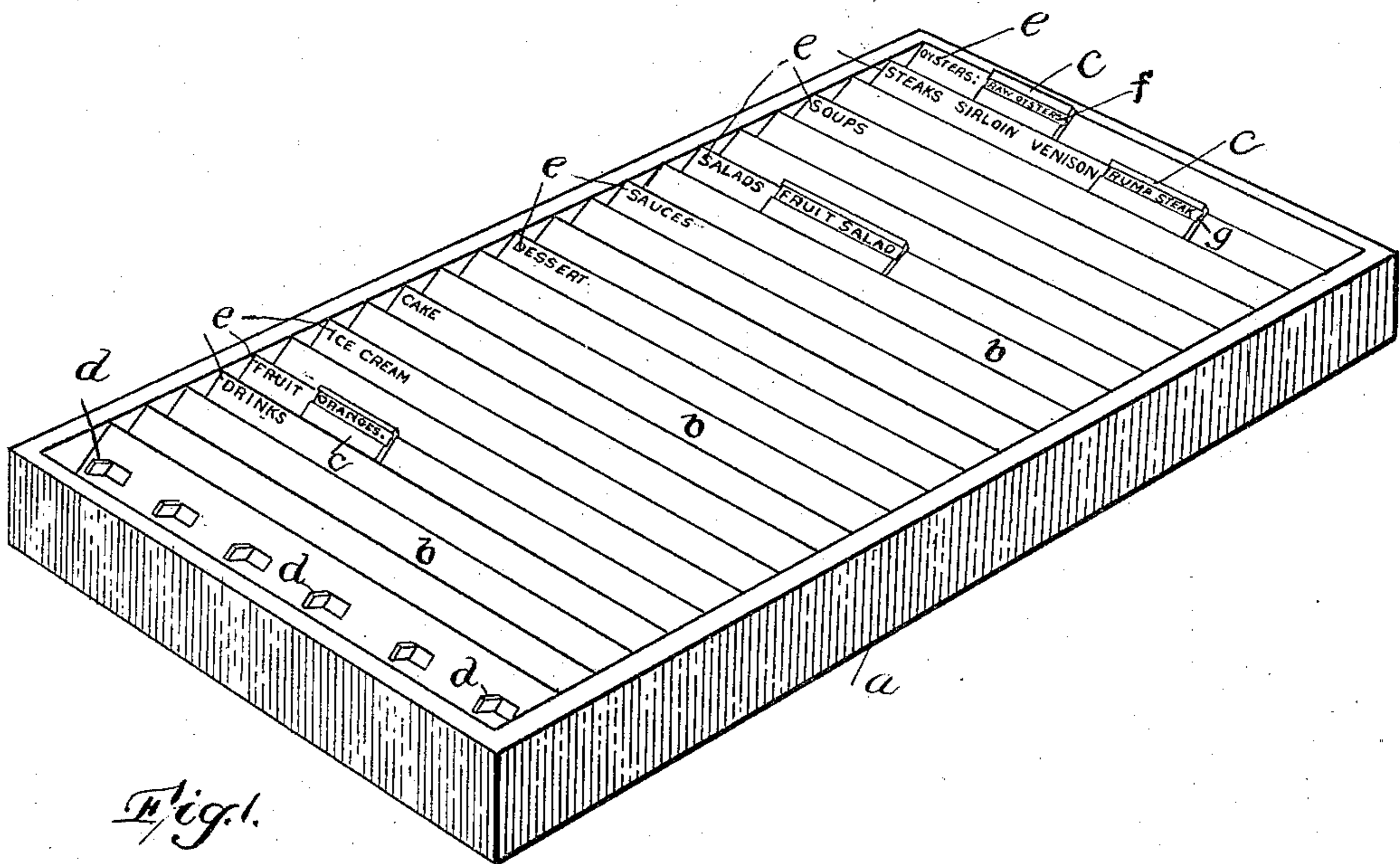
No. 688,911.

W. A. WATSON.
TYPE CASE.

Patented Dec. 17, 1901.

(Application filed Dec. 27, 1900.)

(No Model.)



Witnesses:
Chas. E. Rindon
M. St. Guilford.

Inventor:
William Arthur Watson
by Frank Carter Davis
Attorney.

UNITED STATES PATENT OFFICE.

WILLIAM ARTHUR WATSON, OF MEDFORD, MASSACHUSETTS, ASSIGNOR, BY
MESNE ASSIGNMENTS, TO MODEL MENU MAKER COMPANY, OF PORT-
LAND, MAINE, A CORPORATION OF MAINE.

TYPE-CASE.

SPECIFICATION forming part of Letters Patent No. 688,911, dated December 17, 1901.

Application filed December 27, 1900. Serial No. 41,195. (No model.)

To all whom it may concern:

Be it known that I, WILLIAM ARTHUR WATSON, of Medford Hillside, Medford, in the county of Middlesex and State of Massachusetts, have invented certain new and useful Improvements in Type-Cases, of which the following is a description sufficiently full, clear, and exact to enable those skilled in the art to which it appertains or with which it is most nearly connected to make and use the same.

This invention has relation more particularly to cases or racks for holding the slugs or type used in making up a form for printing menus on a press organized, for example, as that shown in Patent No. 623,930, granted April 25, 1899; and, generally stated, the object is to provide means by which linotype-slugs for printing as aforesaid may be conveniently filed away or held so that each slug shall always occupy the same position in the rack and when taken from the rack shall have its absence indicated on the latter by the display of a label, so that when it is desired to return any particular slug to the rack the label will indicate where it is to go.

The object of the invention, more specifically stated, is to provide for the display of a great number of labels on the sides of linotype-slugs simultaneously while occupying places in a holder, case, or rack, with the latter resting horizontally and itself labeled, so that wherever any of the slugs are out corresponding case or rack labels are displayed. This object is accomplished by arranging a series of strips crosswise of a shallow rectangular box or frame and inclined with respect to the base of the latter, as hereinafter specifically described.

Reference is to be had to the annexed drawings and to the letters marked thereon, forming a part of this specification, the same letters designating the same parts or features, as the case may be, wherever they occur.

Of the drawings, Figure 1 is a perspective view of one form of type-case constructed in accordance with my invention, a few slugs being shown in place. Fig. 2 is a longitudinal sectional view thereof; and Fig. 3 is a

face view of one of the supporting-strips for the slugs, together with one of the slugs.

In practice the case will ordinarily be much larger and contain many more slugs than are shown in Fig. 1, which simply illustrates the nature and design of the improvement without going into a full and complete delineation of the commercial article.

In the drawings the reference-letter *a* designates the rectangular box or frame of the case, and *b* the strips, which are inclined, as shown, and extend from side to side of said frame far enough apart to admit slugs *c* therebetween. These inclined strips are preferably of sheet metal and formed with lower portions *b'*, bent at right angles, forming flanges or ledges for the slugs to rest upon, and the strips in practice are less than "type high," so that when the slugs *c* are in position between the strips they will extend slightly thereabove, the strips standing at an angle of about sixty degrees to the bottom of the case. Portions *d*, in the form of rectangular tangs punched out of the strips and standing at right angles thereto, partition the spaces between the strips into compartments for the slugs and, together with the flanges *b'*, keep the strips properly spaced apart. The strips are secured in position in the casing *a* in any suitable manner and bear labels *e* on the front sides at or near the upper edges, so that when the slugs are out of the case these labels will present themselves to view, as is shown in Fig. 1. Each slug *c* will bear on one side a label *f*, corresponding to a certain label *e* in the case where the said slug belongs.

In operation it may be assumed that the case *a* is filled with slugs of a variety to suit various requirements. The compositor or operator will then take out the slugs from the case, being directed by the labels *f* thereon, until he shall have made up his form. Whenever a slug is taken out of the case, a label corresponding with that it bears will appear upon the strip *b* behind it, so that after the form is used and it is desired to redistribute the slugs in their places in the case the labels *f* on the slugs and the labels *e* on the strips will afford the necessary guidance.

It will be seen that the inclination of the strips provides for label-bearing portions thereof to be clearly displayed while the case occupies a horizontal position and also for a similar display of labels on the sides of the slugs, which are provided secure lodgment between the inclined walls of the compartments formed between the strips.

I do not confine my invention to means for holding type-slugs and facilitating the making up of forms for menu-printing presses, inasmuch as the invention may be availed of for other purposes, such as filing away envelopes, cards, eyeglass-lenses, watch-crystals, and the like.

Having thus explained the nature of the invention and described a way of constructing and using the same, though without attempting to set forth all of the forms in which it may be made or all of the modes of its use, it is declared that what is claimed is—

1. A case or rack of the character described, the same comprising a box or frame having a horizontal base and a series of strips extending from side to side thereof and inclined with respect to the horizontal base of the same, said strips being spaced apart to form

compartments with inclined walls flangeless at their upper edges, substantially as described.

2. A case or rack of the character described, the same comprising a box or frame having a horizontal base and a series of strips extending from side to side thereof and inclined with respect to the horizontal base of the same, said strips having right-angle portions forming ledges along their lower edges, substantially as and for the purpose described.

3. A case or rack of the character described, the same comprising a box or frame and a series of strips extending from side to side thereof and inclined with respect to the base of the same, said strips having spacing portions or tangs struck up from their bodies and standing at right angles thereto, substantially as and for the purpose described.

In testimony whereof I have signed my name to this specification, in the presence of two subscribing witnesses, this 3d day of January, A. D. 1900.

WILLIAM ARTHUR WATSON.

Witnesses:

GEORGE W. ROSS,
ROY K. HILL.