

No. 688,804.

Patented Dec. 10, 1901.

G. A. WIELAND.
SUSPENSORY.

(Application filed Nov. 3, 1900. Renewed Oct. 7, 1901.)

(No Model.)

Fig. 1.

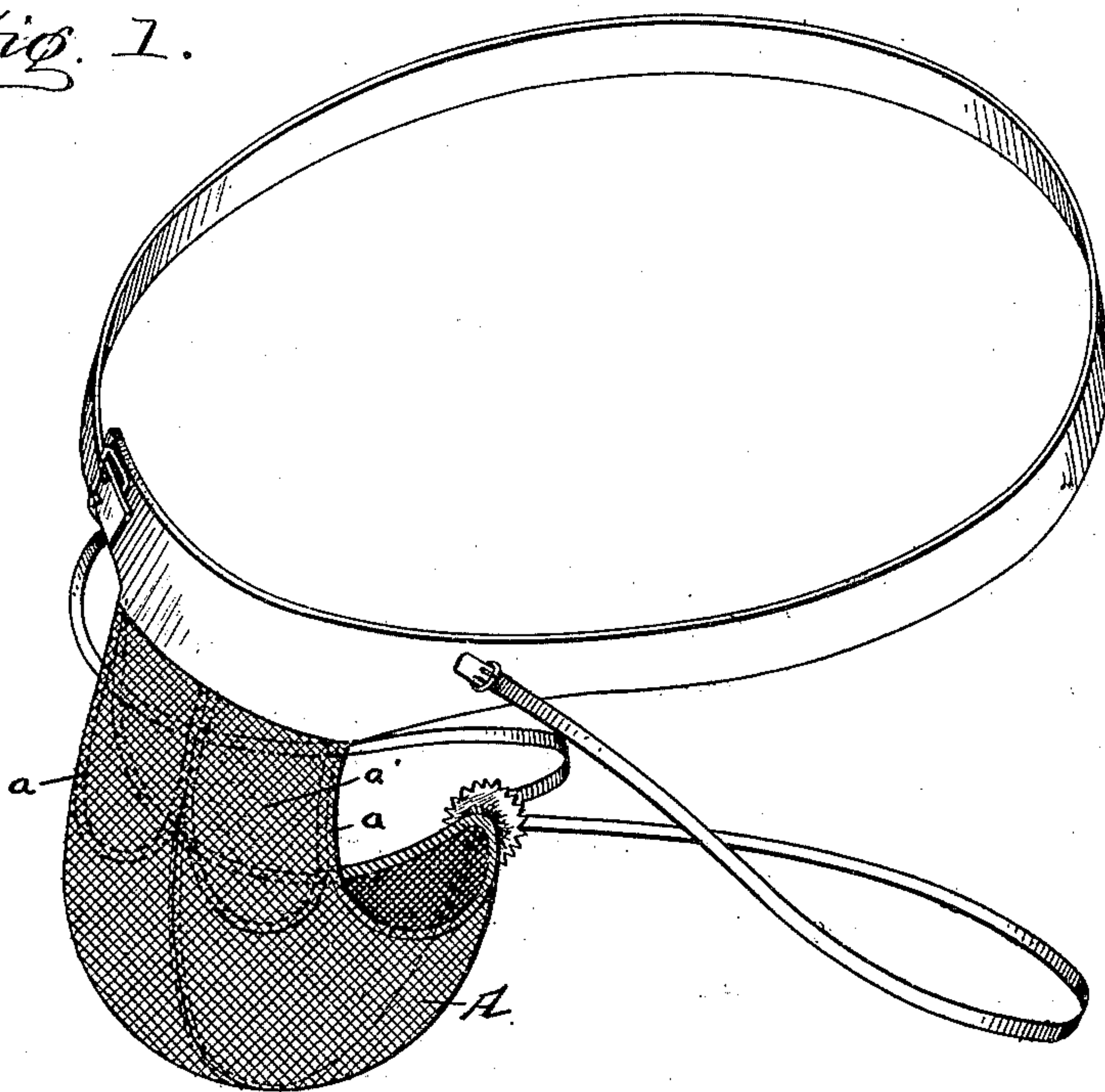


Fig. 2.

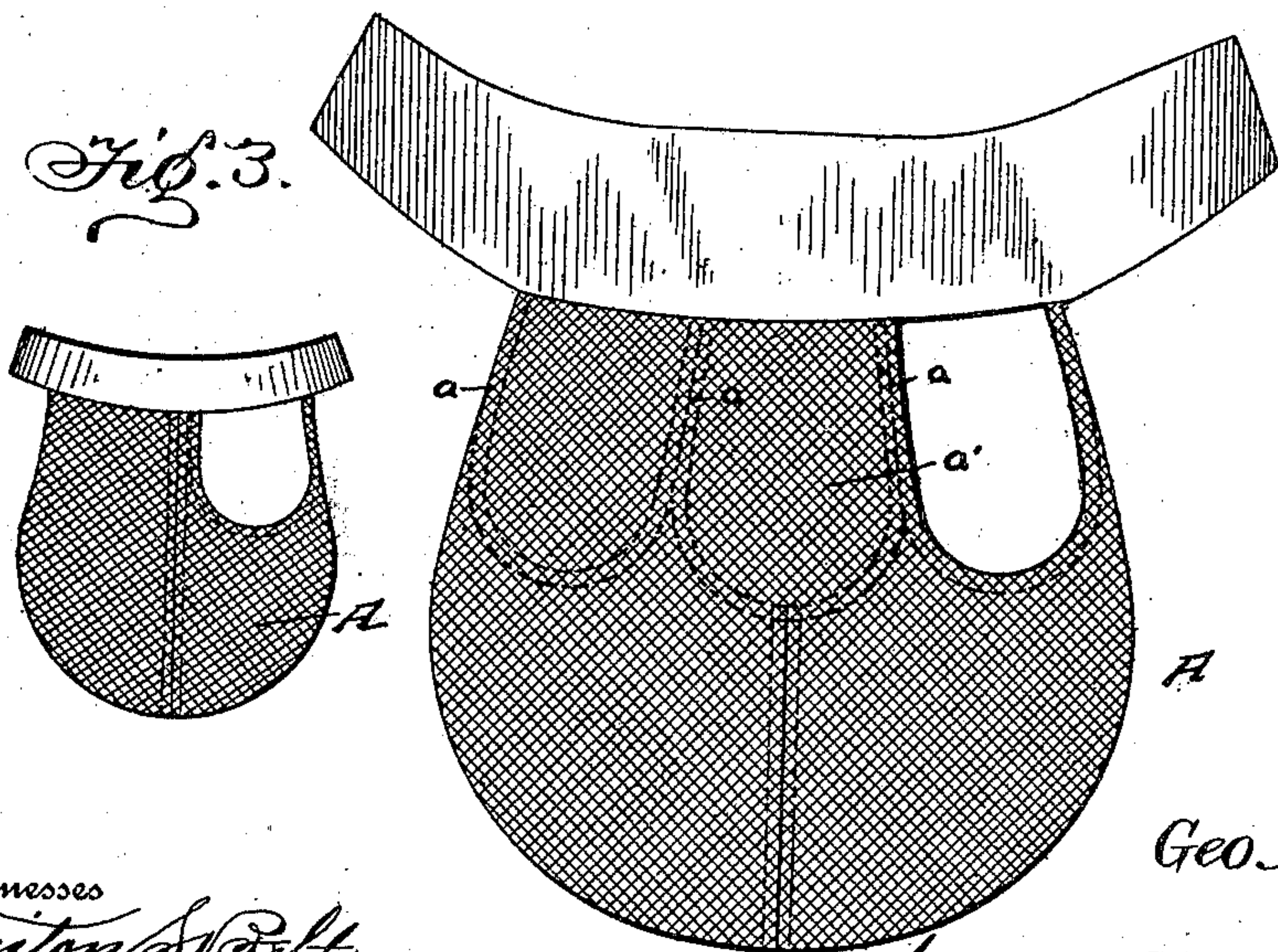
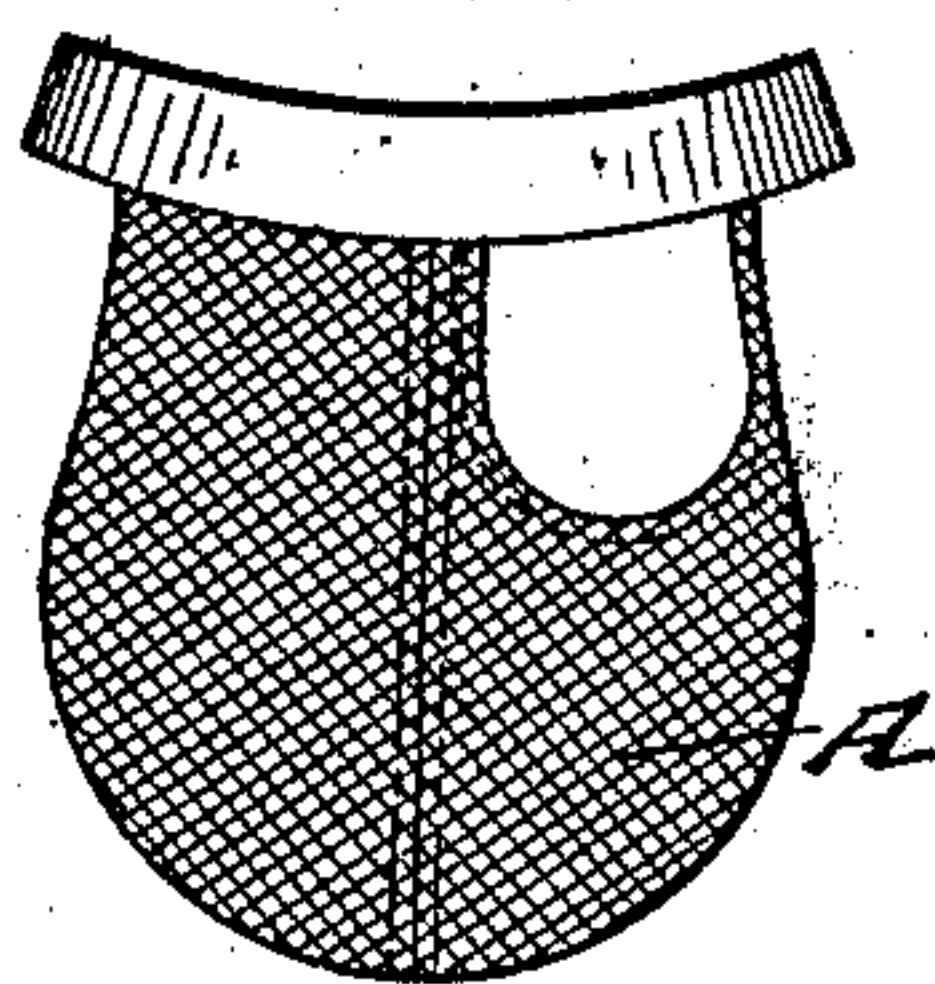


Fig. 3.



Witnesses
Emton S. Bell,
Geo. Kingsbury

Inventor
Geo. A. Wieland

Mason F. Smith & Lawrence
Attorneys

UNITED STATES PATENT OFFICE.

GEORGE A. WIELAND, OF DULUTH, MINNESOTA.

SUSPENSORY.

SPECIFICATION forming part of Letters Patent No. 688,804, dated December 10, 1901.

Application filed November 3, 1900. Renewed October 7, 1901. Serial No. 77,865. (No model.)

To all whom it may concern:

Be it known that I, GEORGE A. WIELAND, a citizen of the United States, residing at Duluth, in the county of St. Louis and State of Minnesota, have invented certain new and useful Improvements in Suspensories; and I do hereby declare the following to be a full, clear, and exact description of the invention, such as will enable others skilled in the art to which it appertains to make and use the same.

My invention relates to anatomical suspensories, and particularly to that class of suspensories designed for the support of the scrotum and contents, and has for its object the provision of a pouch in which the required frontal aperture is at the side of the central mid-sectional line of said pouch, the aperture in some pouches being on the right-hand side and in others on the left-hand side, so that a purchaser can call for and secure either style.

It also has for its object the provision of a pouch in which two or more frontal apertures are outlined on or in the web by suitable binding, thereby enabling the intending wearer to elect the location of the required aperture and to secure such aperture by cutting out the web or field within the bound outline at the location desired.

To this end the invention consists of a pouch constructed of any suitable material having a frontal aperture at one side of the vertical mid-sectional line of said pouch, and it also consists of a pouch in which two or more frontal apertures are outlined on or in the web by suitable binding, whereby the field of webbing inclosed by the binding may be cut out to form a frontal aperture at the desired location.

In the accompanying drawings, Figure 1 is a perspective view of an improved anatomical suspensory constructed in accordance with my invention. Fig. 2 is a front elevation of a pouch, showing a slightly-modified form of the same; and Fig. 3 is a similar view showing the frontal aperture formed at one side of the vertical mid-sectional line of the pouch.

In the drawings, A represents a pouch which is constructed of any suitable fabric or webbing, upon the front of which is outlined by suitable internal or external webbing a the location for two or more frontal apertures a' , any one of which is designed to be cut out

within the limits of said binding by the intending wearer according as he may prefer, said aperture to be at one side or the other of the vertical mid-sectional line of the said pouch, or, if desired, where three apertures are outlined, as in Fig. 2, the aperture may be produced at the center of said pouch between the two side outlines by cutting out the central outlined portion of the webbing. By this construction and arrangement a very perfect and simple suspensory is produced, which can be readily manipulated to adapt it to any particular case.

In Fig. 3 I have shown the pouch constructed with a fixed or permanent frontal aperture to one side of the vertical mid-sectional line of said pouch, which aperture is formed in the pouch during its manufacture. The location of the aperture to one side of the vertical mid-sectional line of the pouch is important and adds greatly to the comfort of the wearer. It is obvious that the aperture may be formed on either the right or the left of the vertical mid-sectional line of the pouch, so that a purchaser can call for either style.

By means of my invention the bunching of all the contained parts immediately in front is avoided and the parts are suspended in a more natural and comfortable position to the trousers of the wearer.

Having now described my invention, what I claim as new, and desire to secure by Letters Patent, is—

1. A suspensory, comprising a pouch having, in its front, lines of binding indicating and inclosing parts of the material of the pouch to be cut out to form a plurality of frontal openings, thereby serving as a guide for cutting out the material for said openings and as a protection from raveling or fraying out around said material when cut out, substantially as described.

2. A suspensory, comprising a pouch having, in its front, lines of binding indicating and inclosing parts of the material of the pouch to be cut out to form a plurality of frontal openings, one of which will be centered on the vertical, longitudinal, mid-sectional line of the pouch, and another to one side of said line, substantially as described.

3. A suspensory comprising a pouch having, in its front, lines of binding indicating

and inclosing parts of the material of the
pouch to be cut out to form a plurality of
frontal openings, one of which will be cen-
tered on the vertical, longitudinal mid-sec-
5 tional line of the pouch, another on one side
thereof, and the third on the opposite side of
the central one, substantially as described.

In testimony whereof I hereunto affix my
signature in presence of two witnesses.

GEORGE A. WIELAND.

Witnesses:

JAMES T. WATSON,
D. D. McINNIS.