

No. 688,209.

Patented Dec. 3, 1901.

S. SVENDSGAARD.
CONDIMENT HOLDER.

(Application filed June 20, 1901.)

(No Model.)

Fig. 1.

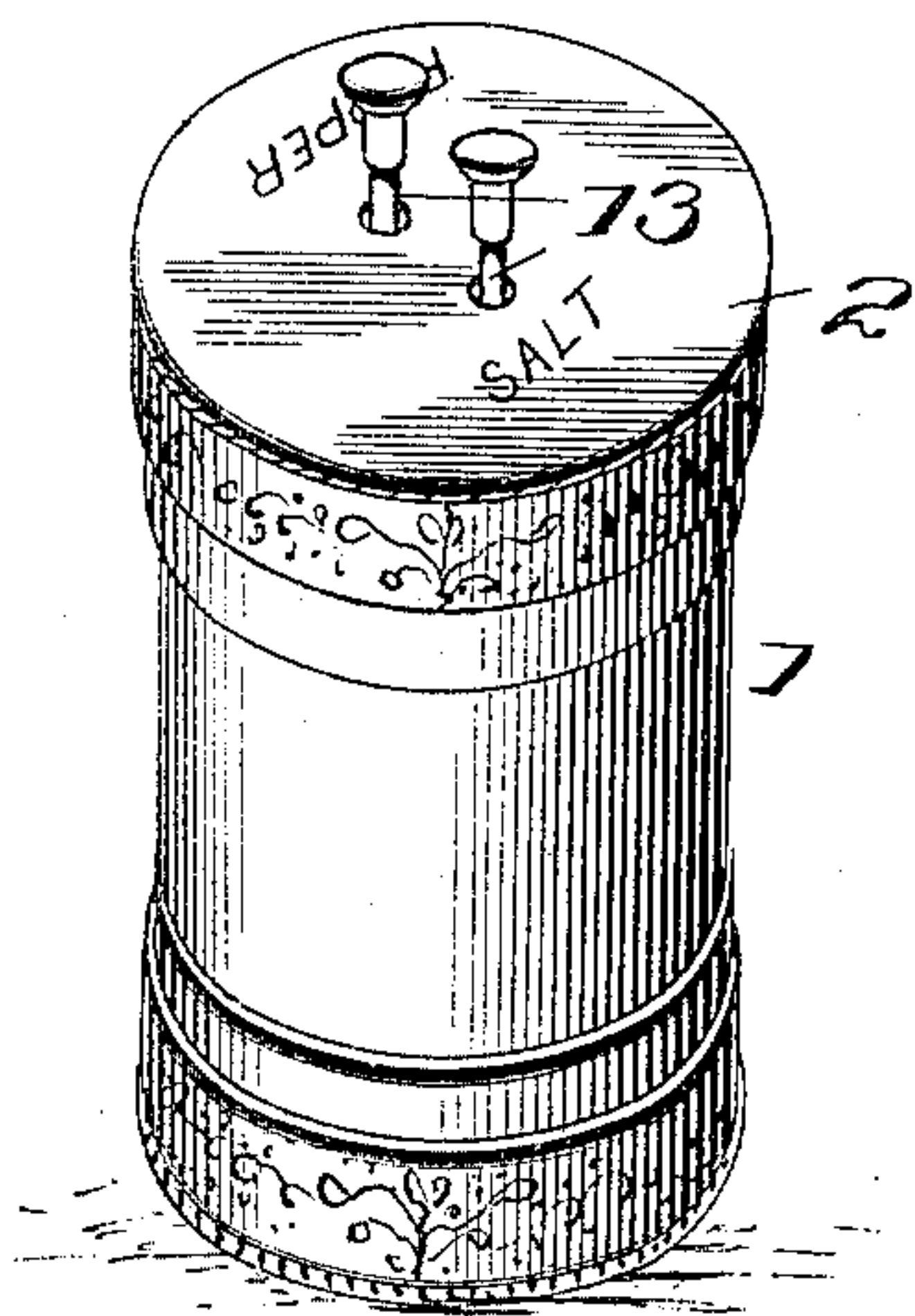


Fig. 2.

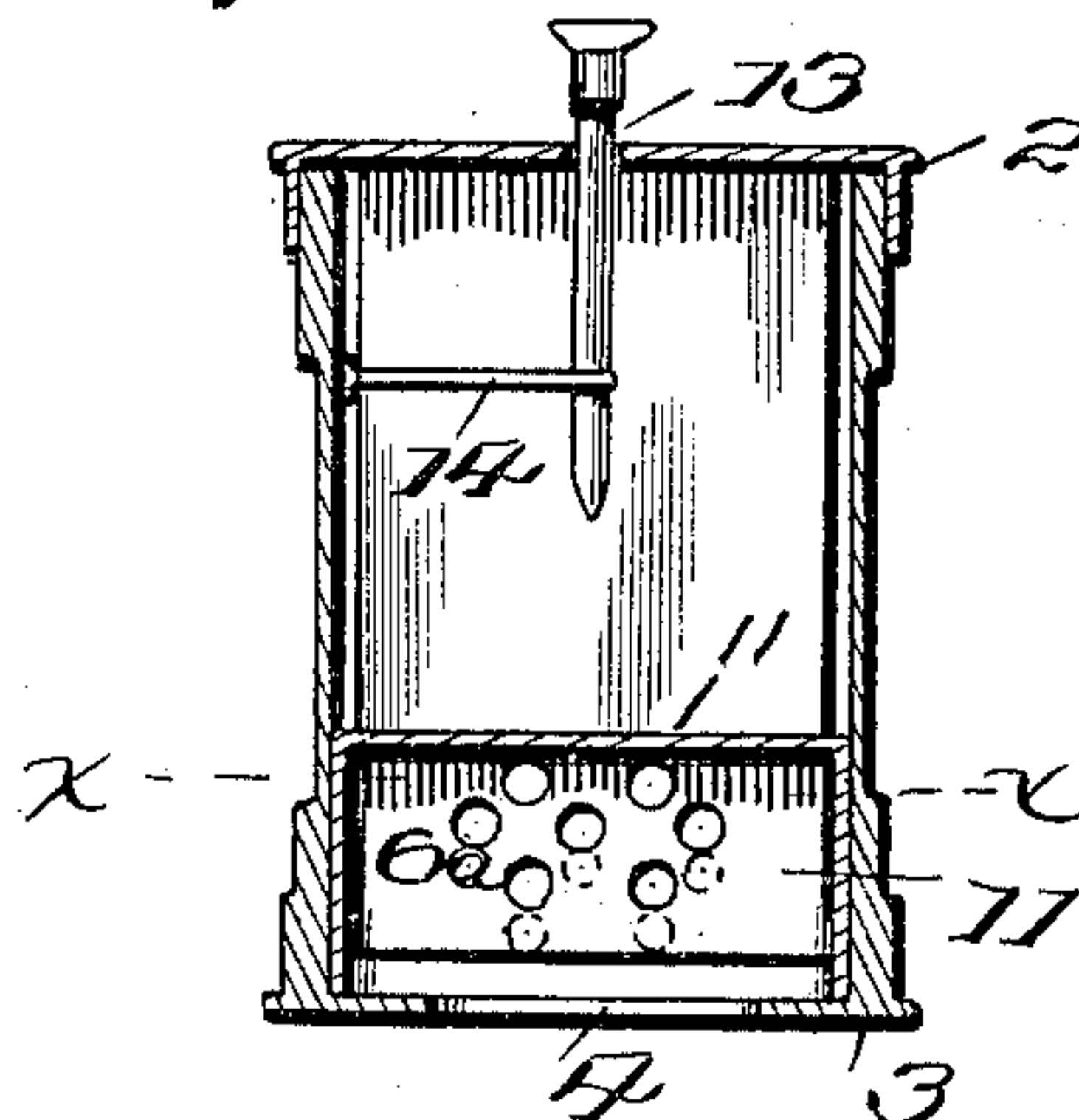


Fig. 3.

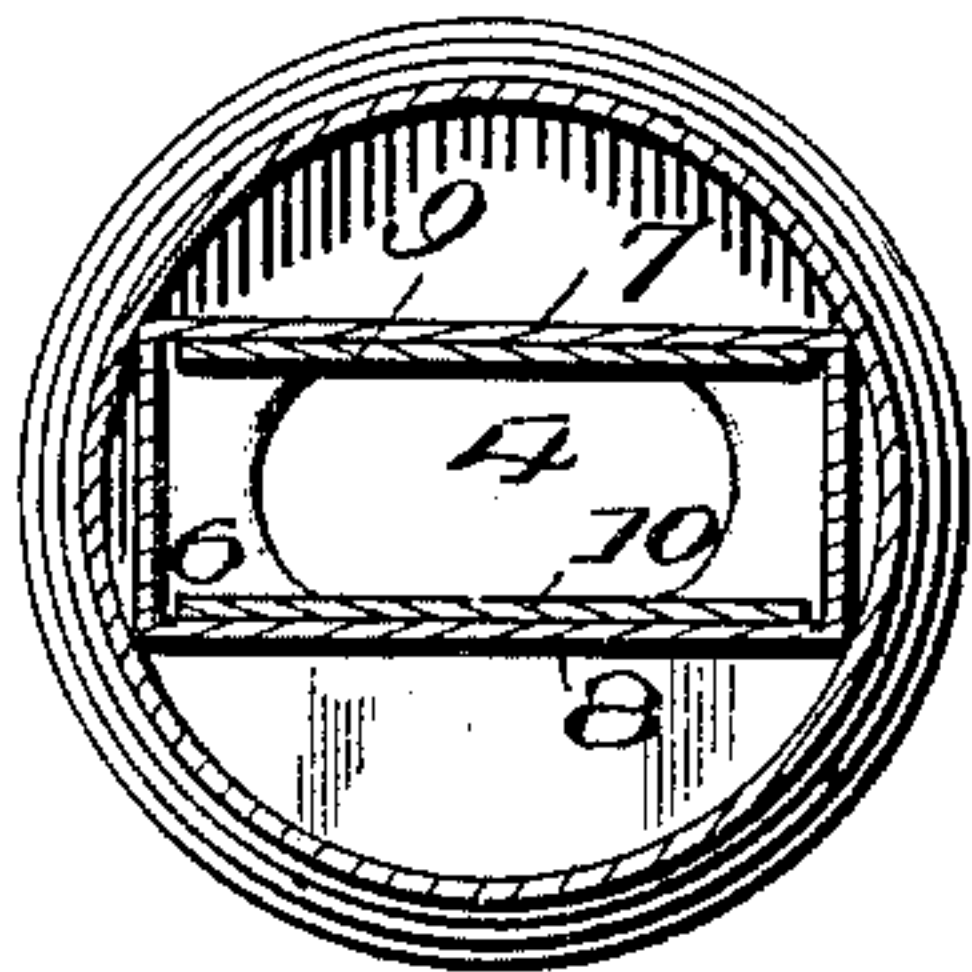
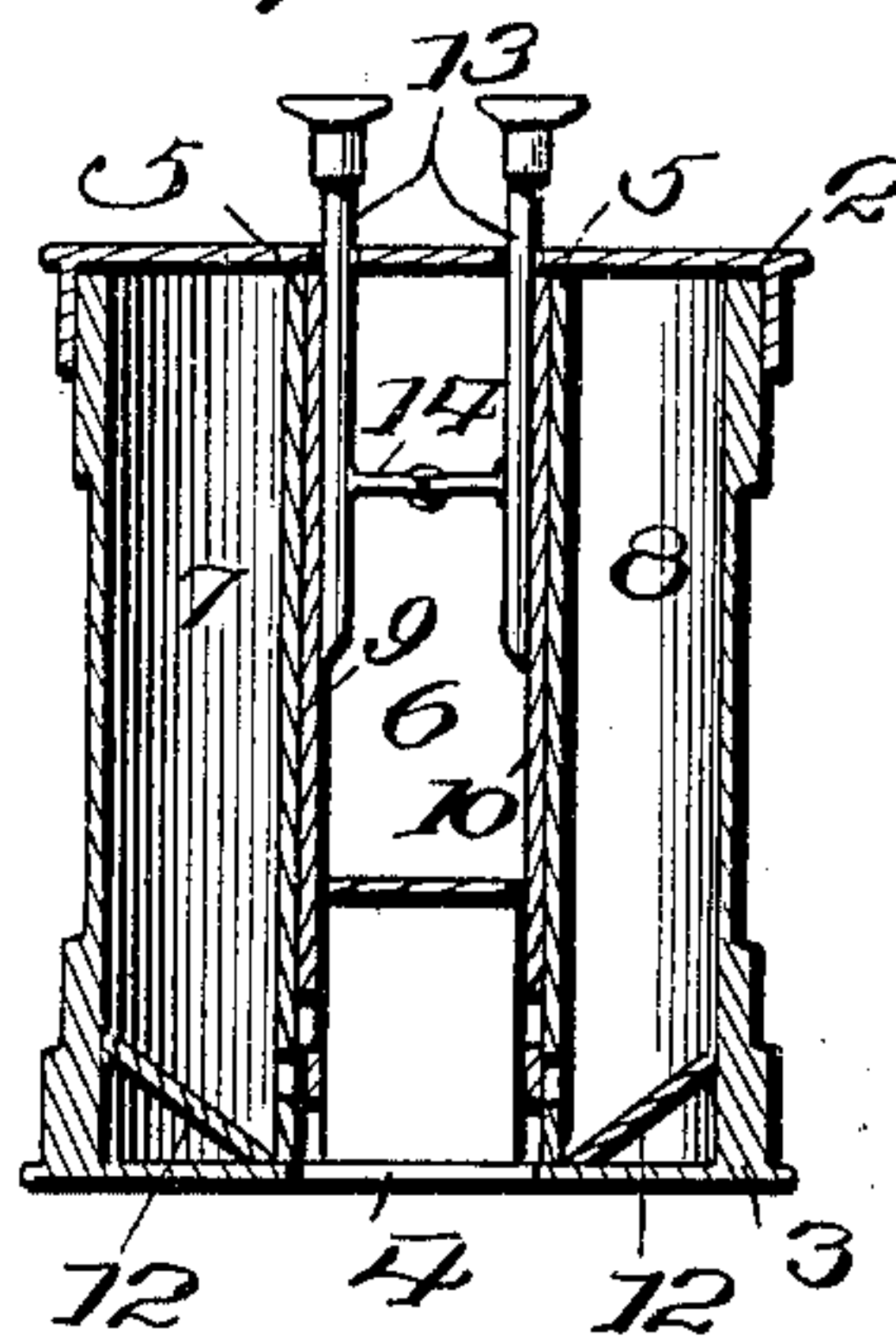


Fig. 4.



Witnesses
John H. Robb.
Clayton L. Thompson.

Inventor
Sverre Svendsgaard
By *R. H. Carey* Attorneys

UNITED STATES PATENT OFFICE.

SVERRE SVENDSGAARD, OF SVERRE, MINNESOTA.

CONDIMENT-HOLDER.

SPECIFICATION forming part of Letters Patent No. 688,209, dated December 3, 1901.

Application filed June 20, 1901. Serial No. 65,304. (No model.)

To all whom it may concern:

Be it known that I, SVERRE SVENDSGAARD, a citizen of the United States, residing at Sverre, in the county of Ottertail and State of Minnesota, have invented certain new and useful Improvements in Condiment-Holders; and I do hereby declare the following to be a full, clear, and exact description of the invention, such as will enable others skilled in the art to which it appertains to make and use the same.

This invention appertains to that class of devices for holding different kinds of seasonings, such as pepper and salt, so that each may be supplied from a single vessel, thereby obviating the annoyance and other objectionable features attending the use of a separate holder or receptacle for each condiment.

For a full description of the invention and the merits thereof and also to acquire a knowledge of the details of construction of the means for effecting the results reference is to be had to the following description and drawings hereto attached.

While the essential and characteristic features of the invention are necessarily susceptible of modification, still the preferred embodiment of the invention is illustrated in the accompanying drawings, in which—

Figure 1 is a perspective view of a condiment-holder embodying the invention. Fig. 2 is a vertical central section. Fig. 3 is a plan section about on the line X X of Fig. 2. Fig. 4 is a section at a right angle to Fig. 2 and on the line Y Y of Fig. 3.

Corresponding and like parts are referred to in the following description and indicated in all the views of the drawings by the same reference characters.

The holder 1 may be of any size and shape and consists of a box having its upper end closed by a cover 2 and its lower end provided with a cap 3, secured thereto and having an opening 4 for the escape of the pepper, salt, or other seasoning. Partitions 5 subdivide the holder into compartments 6, 7, and 8, the side compartments 7 and 8 receiving the pepper, salt, or other condiment and the middle compartment 6 receiving the slides 9 and 10. A horizontal partition 11 is located a short distance from the cap 3 and divides the space 6 into upper and lower chambers,

the lower chamber 6^a being in communication with each of the compartments 7 and 8 by means of openings formed in the lower portions of the partitions 5. The lower portions of the slides 9 and 10 are formed with openings, which correspond in number, size, and position with the openings in the partitions 5, so as to register therewith and admit of the seasoning passing from the side compartment into the chamber 6^a and from thence through the opening 4 to be received upon the article of food required to be seasoned. The lower ends of the compartments 7 and 8 incline inwardly and downwardly toward the lower ends of the partitions 5, so as to prevent the lodgment therein of the pepper or salt and to direct the same through the openings in the said partitions. The lower inclined ends consist, preferably, of plates 12, secured in the compartments in any convenient way.

The slides 9 and 10 are of similar construction and are mounted to reciprocate in the compartment 6 close against the partitions 5. Each of the slides is provided with a stem 13, which projects through an opening in the cover 2 and has the projecting end flattened or provided with a button for the thumb or finger of the hand to obtain a purchase upon when pressing the slide inward. A spring 14 is provided for each slide and is secured thereto at opposite sides of the holder in any convenient way, so as to effect the desired end.

The cover 2 is removable, and when taken off admits of the compartments 7 and 8 being supplied with the desired seasoning, after which the cover is placed in position. The seasoning is prevented from escaping by the slides normally closing the openings in the partitions 5, and when it is required to dispense one of the seasonings the slide is actuated by pressing upon the projecting end of its stem, so as to bring the openings therein in register with the openings in the partition, when the seasoning can be applied to the article by shaking or jarring the holder in the well-known manner. Upon removing the pressure from the slide its spring will return it to a normal position and close the openings, and by pressing upon the stem of the other

slide the seasoning in the compartment controlled thereby may be applied to the article of food in the manner aforesaid.

Having thus described the invention, what is claimed as new is—

1. In a condiment-holder, spaced compartments, an intervening chamber and independent slides for controlling communication between the said compartments and the intervening chamber, substantially as set forth.

2. A condiment-holder comprising spaced compartments for receiving seasonings, and an intermediate chamber in communication with the said compartments, and independently-operable slides normally cutting off communication between the chamber and compartments and adapted to establish communication between said chamber and compartments when pressed upon, substantially as set forth.

3. In a condiment-holder, an intermediate and side compartments, the intermediate compartment being divided into upper and lower chambers, the lower chamber having communication with each of the side compartments,

and slides adapted to operate in the chambers of the intermediate compartment for controlling communication between the side compartments and lower chamber, substantially as specified.

4. In a condiment-holder having its lower end closed by a cap provided with a discharge-opening, the said holder being subdivided into a middle and side compartments and the middle compartment being again divided into upper and lower chambers, the side compartments having communication with the lowermost chamber, and slides located in the middle compartment and adapted to establish communication between each of the side compartments and the lowermost chamber of the intermediate compartment, substantially as specified.

In testimony whereof I affix my signature in presence of two witnesses.

SVERRE SVENDSGAARD. [L. S.]

Witnesses:

L. W. BELL,

L. D. BARCALOW.