

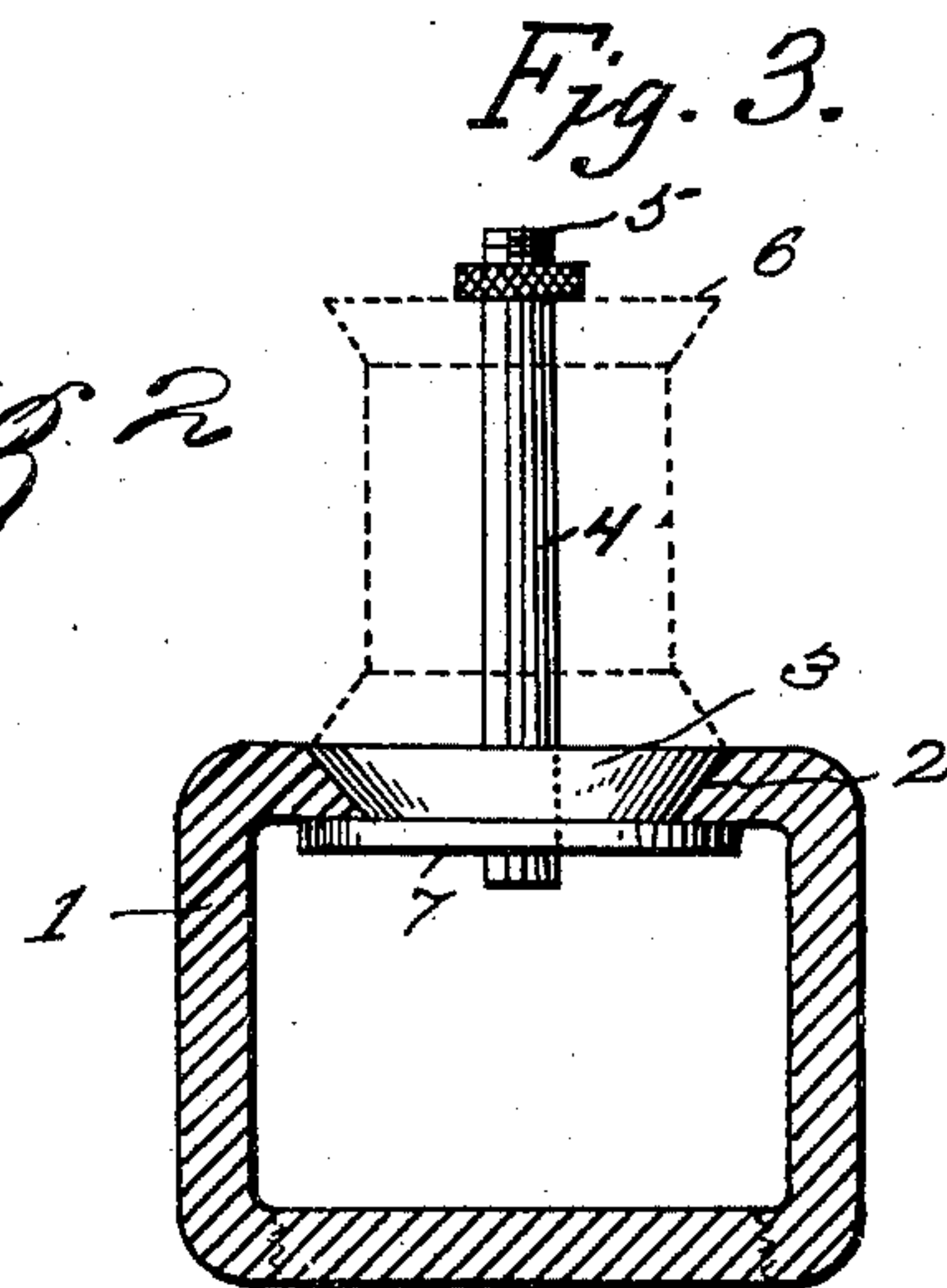
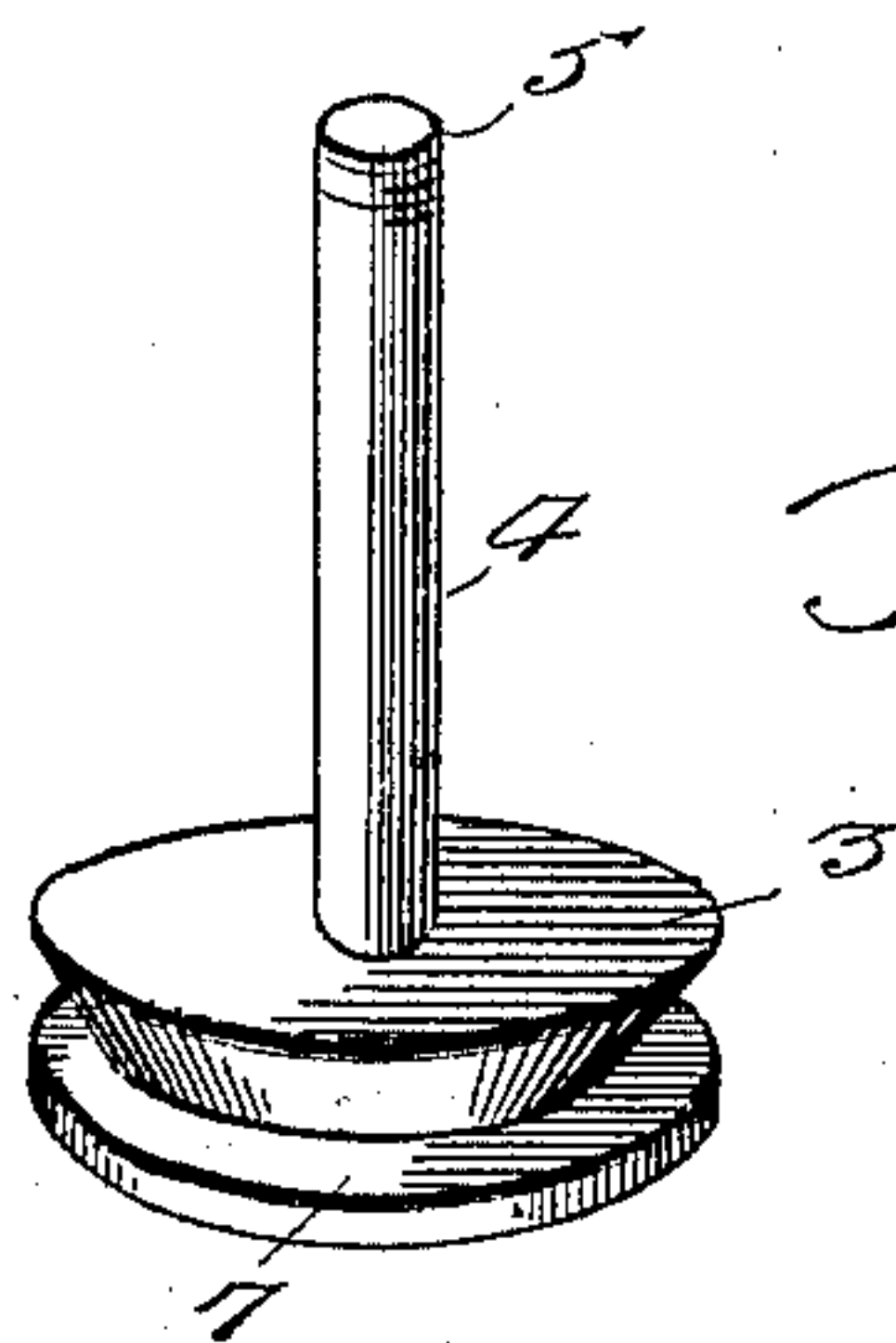
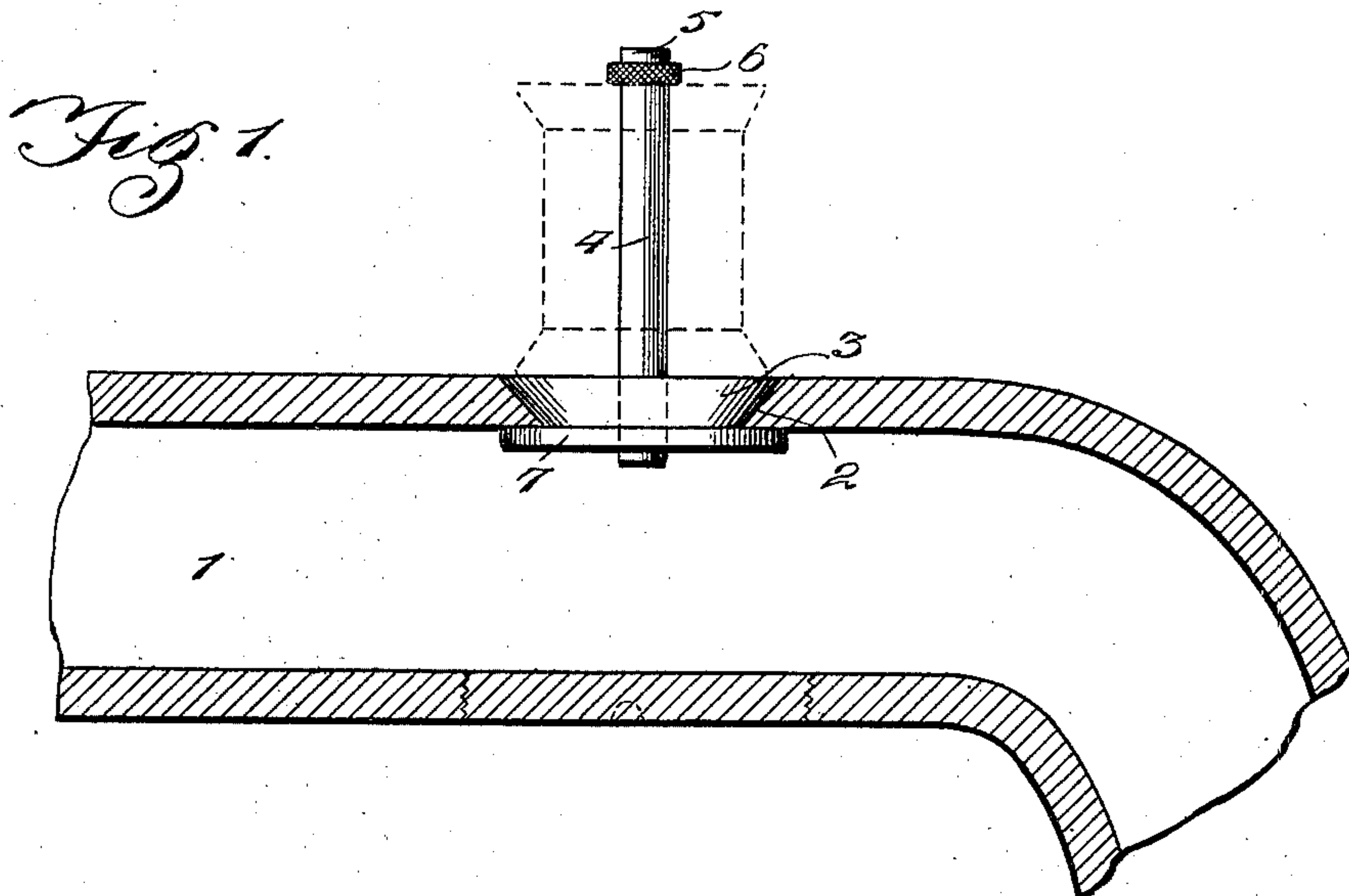
No. 684,577.

Patented Oct. 15, 1901.

S. MANDELBAUM.
SPOOL HOLDER FOR SEWING MACHINES.

(Application filed May 6, 1901.)

(No Model.)



Witnesses

Chas. S. Hoyer.

by

S. Mandelbaum Inventor
C. A. Snow & Co. Attorneys

UNITED STATES PATENT OFFICE.

SOLOMON MANDELBAUM, OF MILWAUKEE, WISCONSIN.

SPOOL-HOLDER FOR SEWING-MACHINES.

SPECIFICATION forming part of Letters Patent No. 684,577, dated October 15, 1901.

Application filed May 6, 1901. Serial No. 59,023. (No model.)

To all whom it may concern:

Be it known that I, SOLOMON MANDELBAUM, a citizen of the United States, residing at Milwaukee, in the county of Milwaukee and State of Wisconsin, have invented a new and useful Sewing-Machine Attachment, of which the following is a specification.

This invention relates to sewing-machine attachments, and pertains more particularly to an improved spool post or spindle; and the object of the same is to prevent the thread on a spool when on the improved device from loosely uncoiling and falling, and thereby avoid entanglement of and injury to the thread.

The invention consists in the construction and arrangement of the several parts which will be more fully hereinafter described and claimed.

In the drawings, Figure 1 is a sectional view showing a portion of a sewing-machine arm and the improved device applied in operative position. Fig. 2 is a detail perspective view of the improved attachment. Fig. 3 is a section through the sewing-machine arm in a plane at a right angle to that shown by Fig. 1 and showing the improved attachment in elevation.

Similar numerals of reference are employed to indicate corresponding parts in the several views.

The numeral 1 designates a sewing-machine arm of any preferred form, and in the upper portion thereof, at the point from which the spool-post of ordinary form rises, a circular opening 2 is formed, having an inwardly-beveled wall, which makes the lower portion of the said opening of less diameter than the upper portion of the same. Within the said opening a circular disk 3 is rotatably mounted and has its edge beveled to correspond to and snugly fit against the wall of said opening, the disk being so arranged as to have its upper surface flush with that of the arm 1, so as to avoid the formation of catching projections. Secured to the disk to rotate therewith and rising from the center thereof is a post or spindle 4, having an upper screw-threaded end 5 to receive a clamping-nut 6, the lower end of the said post or spindle being projected below the lower face of the disk and also secured to a holding-

plate 7, which operates to keep the disk down properly in the opening 2. The plate 7 is preferably of flat circular form and has its upper side bearing closely against the lower side of the disk and forms a retaining-flange for the latter by bearing against or lying close to the lower side of the upper wall of the arm 1 around the said opening 2.

The post, disk, and plate all rotate as a unitary structure, and in the use of the improved device the nut 6 is removed from the post, a spool of thread placed on the latter, as shown by Fig. 1 in dotted lines, and the nut is again applied to bear on the upper head of the spool and bind it with sufficient firmness to cause it also to rotate with the other parts. In drawing off the thread from the spool it and the post, disk, and plate will be simultaneously turned, enough friction being present to permit the thread to be run off without breaking or injuring the same; but at the same time the thread will be prevented from loosely uncoiling from the spool and falling.

The improved device will be found very efficient for the purpose intended and can be cheaply applied to any sewing-machine arm, and in view of the advantages accruing from the use of the attachment the additional cost will be minimized.

Having thus described the invention, what is claimed as new is—

The combination with a sewing-machine arm having a circular opening in the upper wall thereof with an inwardly-beveled wall, of a disk rotatably mounted in said opening, a post centrally rising from said disk and rotatable with the latter, means bearing against the lower side of the disk and inner portion of the arm around the said opening and to which the lower end of the post is also secured, the said means also rotating with the disk and post, and means on the upper end of the post for clamping a spool on the disk.

In testimony that I claim the foregoing as my own I have hereto affixed my signature in the presence of two witnesses.

SOLOMON MANDELBAUM.

Witnesses:

C. H. DILL,

ANTON VAN PIETERSON.