

No. 683,322.

Patented Sept. 24, 1901.

H. J. NOYES.
MATCH SAFE.

(Application filed Aug. 10, 1900.)

(No Model.)

Fig. 1.

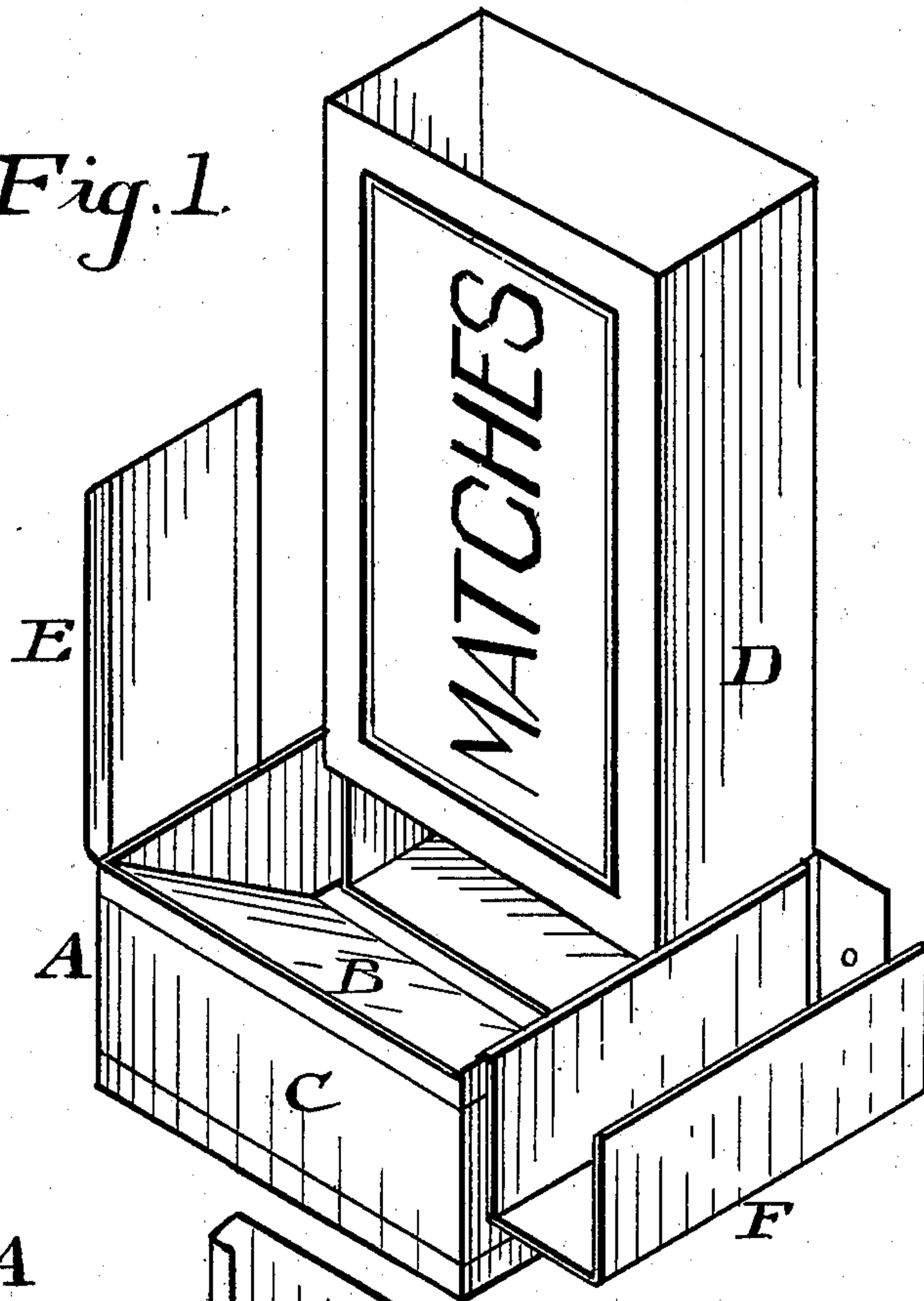


Fig. 3.

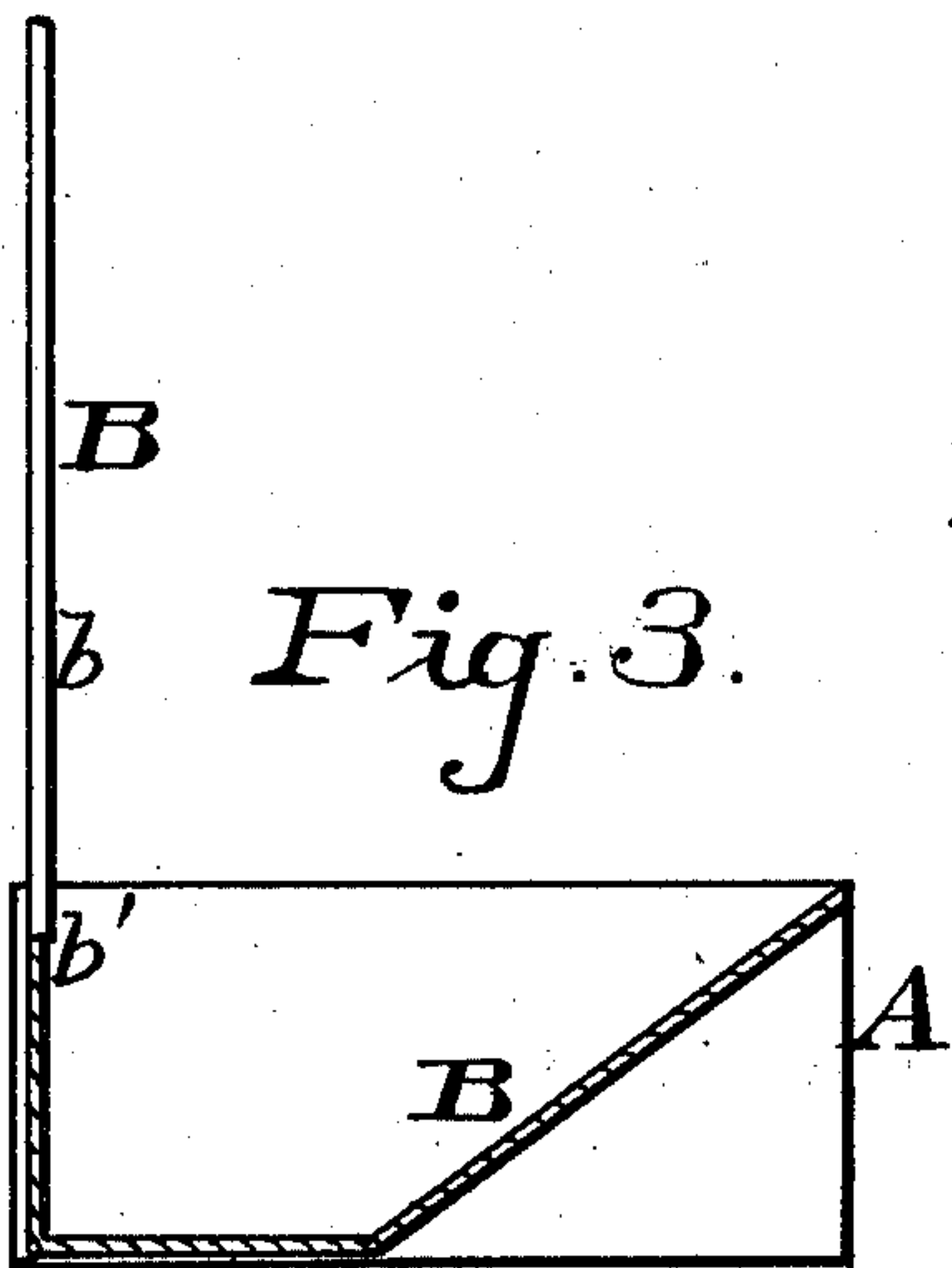
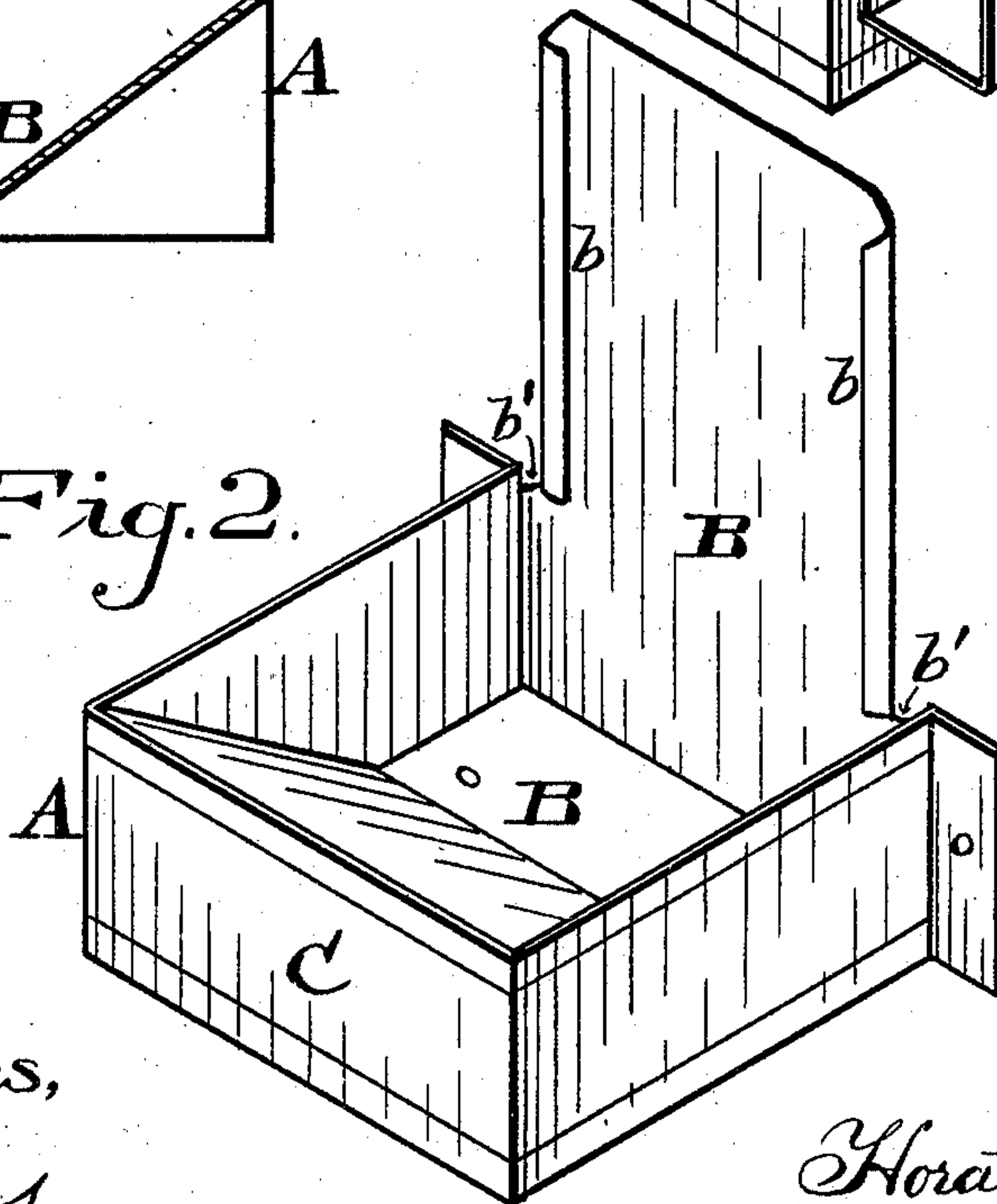


Fig. 2.



Witnesses,

J. Thomas
George S. Wolf

Inventor,

Horatio J. Noyes,
per Geo. W. Tibbitts
Attorney.

UNITED STATES PATENT OFFICE.

HORATIO J. NOYES, OF ASHTABULA, OHIO.

MATCH-SAFE.

SPECIFICATION forming part of Letters Patent No. 683,322, dated September 24, 1901.

Application filed August 10, 1900. Serial No. 26,487. (No model.)

To all whom it may concern:

Be it known that I, HORATIO J. NOYES, a citizen of the United States of America, and a resident of the city of Ashtabula, in the
5 county of Ashtabula and State of Ohio, have invented certain new and useful Improvements in Match-Safes, of which the following is a specification.

This invention relates to match-safes, and
10 has for its object to provide a cheap and simple device for holding an ordinary box of matches in such a manner that the box becomes a constituent part of the safe.

The main features of the invention consist
15 in the simple construction and adaptation of the device possessing superior advantages for all the uses for which such an article is designed, substantially as hereinafter described, and pointed out in the claim.

20 In the accompanying drawings, Figure 1 is a perspective view of my new match-box holder with match-box attached. Fig. 2 is a perspective view of the holder, and Fig. 3 is a vertical section of the holder.

25 A represents the match-safe, composed of a piece of tin or other suitable material bent to form three sides of the body, having the ends bent laterally to form ears *a a*, by means of which the safe can be secured to a wall or
30 other support.

B is the back and bottom composed of one flat piece, secured to the side piece A by soldering or other suitable means. The forward portion of the bottom is made on an incline,
35 which greatly facilitates the withdrawal of matches. The side edges of the upwardly-extending portion of the back, above the top edge of the safe, are bent and turned inward to form lips *b b*, and provide stops or shoulders *b' b'*.

40 C is a piece of sandpaper or other suitable

material secured to the outside of the safe by having the upper and lower edges of the tin folded over upon itself and embracing the edges of the paper. The said folded edges 45 may also be crimped or corrugated for firmly holding the paper to prevent its slipping.

D represents an ordinary commercial box of matches. This is held by slipping the back B in between the outer casing of the box 50 and the bottom of the inner box B. When the outer casing is pushed down to the stops *b' b'*, the inner box is pushed farther down until its end strikes the bottom of the safe. Then some of the matches roll out into the 55 bottom of the safe.

E is an upright piece of tin attached to the side of the safe, provided with a rough surface by having a piece of sandpaper secured to it in the same manner that the sides of the 60 box have.

F is a removable burned-match holder, having folded side edges by which it may be attached to the side of box A.

Having described my invention, what I 65 claim is—

A match-box holder consisting of a match-receptacle composed of a piece A, bent to form three sides, a piece B bent to form the partly-inclined bottom and the high back, and se- 70 cured to the side piece A, the back above the sides made a little narrower to form the shoulders *b' b'* and adapted to hold the match-box D in the manner described, substantially as described. 75

Signed by me at Ashtabula, Ohio, this 3d day of August, 1900.

HORATIO J. NOYES.

Witnesses:

GEO. D. PARKER,
H. I. CLARK.