

No. 683,321.

Patented Sept. 24, 1901.

B. NEUBAUER & L. GRISHAM.
BOX LID HOLDER.

(Application filed Mar. 5, 1901.)

(No Model.)

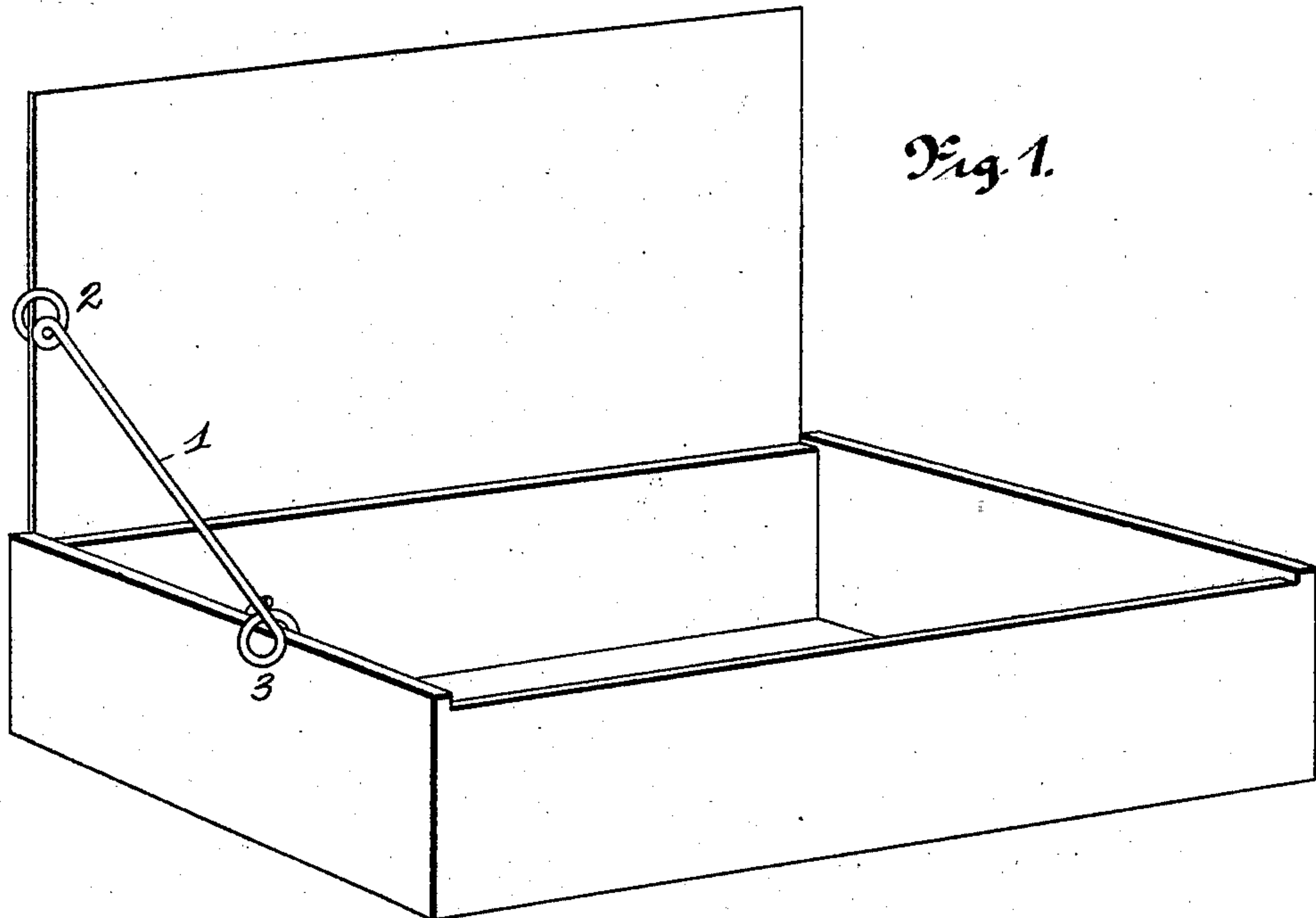


Fig. 2.

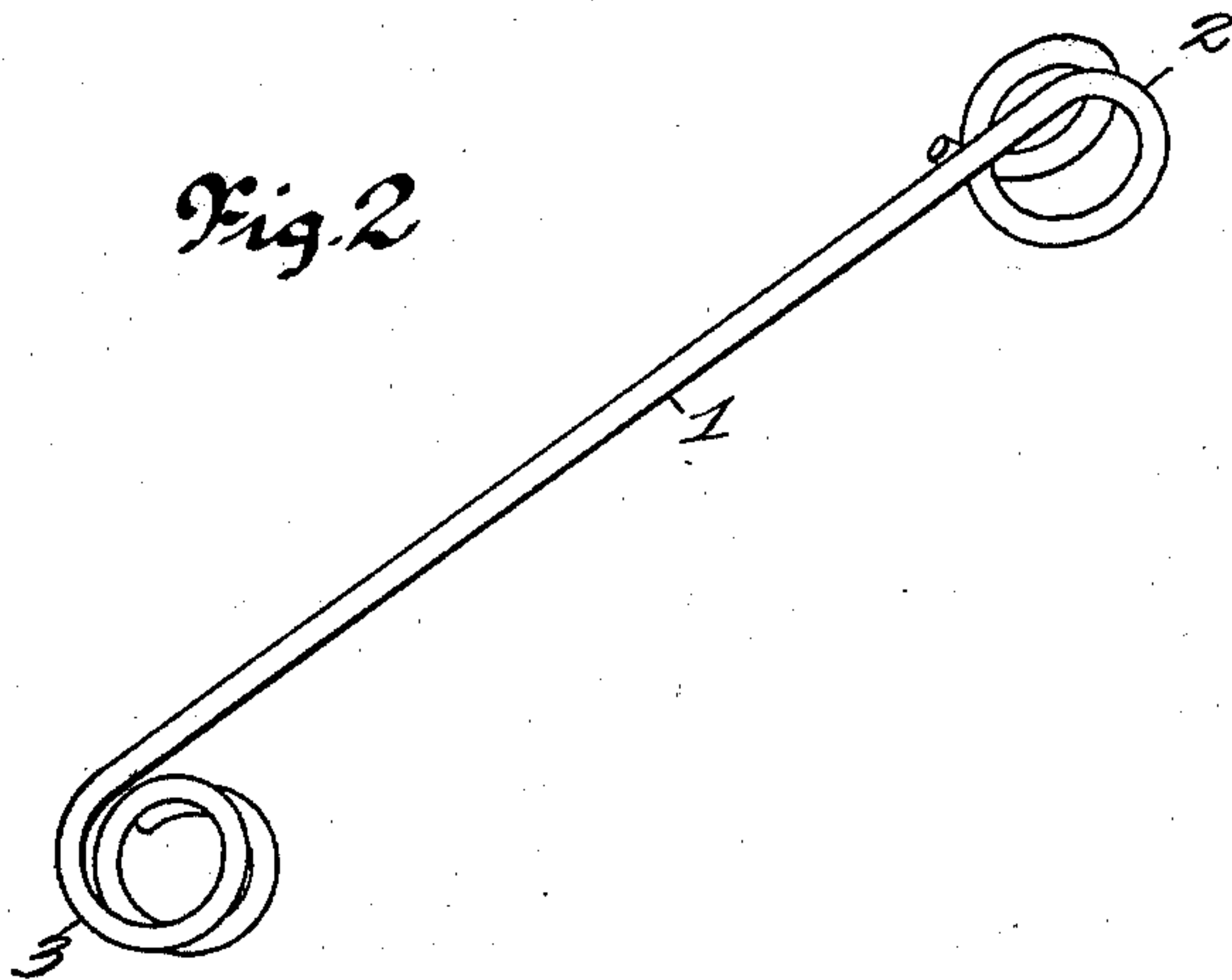



Fig. 3.



Witnesses
Alfred A. Eichen
John M. Rippey

Inventors.
Bernhard Neubauer
Lawrence Grisham.
By Higdon & Longaw Attys.

UNITED STATES PATENT OFFICE.

BERNHARD NEUBAUER AND LAWRENCE GRISHAM, OF NEVADA, MISSOURI.

BOX-LID HOLDER.

SPECIFICATION forming part of Letters Patent No. 683,321, dated September 24, 1901.

Application filed March 5, 1901. Serial No. 49,904. (No model.)

To all whom it may concern:

Be it known that we, BERNHARD NEUBAUER and LAWRENCE GRISHAM, of the city of Nevada, Vernon county, State of Missouri, have
5 invented certain new and useful Improvements in Box-Lid Holders, of which the following is a full, clear, and exact description, reference being had to the accompanying drawings, forming a part hereof.

10 This invention relates to box-lid supports; and it consists of the novel construction, combination, and arrangement of parts hereinafter shown, described, and claimed.

15 The object of this invention is to provide a suitable brace or support adapted to be connected to the side and lid of a box, whereby the latter may be retained in a vertical position.

20 Figure 1 is a perspective view showing the device attached to a box. Fig. 2 is a perspective view showing the support detached. Fig. 3 is a side elevation of the invention.

25 In the construction of our improved lid-support, as shown, we provide a small rod or wire 1, of the required length, coiled at one end to form a clamp 2, adapted to engage over the side of the box, as shown in Fig. 1, and of sufficient length to be retained in position thereon against any ordinary force to
30 which the box-lid might be subjected. The opposite end of the wire or rod 1 is bent to form a coil 3 at right angles to the coil 2 and

is adapted to engage with the end of the lid connecting it to the side of the box by means of the rod 1 to brace it in an upright position. 35 The coils 2 and 3 are in the nature of combined hooks and clamps and clamp firmly upon the different parts, and hence under ordinary circumstances will not become dislocated, but will securely retain the box-lid in 40 an upright position.

The rod or wire 1 may be of any desired length or size, the only requisite being that it be of sufficient length to prevent the box-lid from bending it and that the clamps 2 and 45 3 be firm enough to securely bind upon the side and lid of the box.

We claim—

As an article of manufacture, a box-lid support, consisting of a straight rod or wire 1 50 coiled at one end to form a combined hook and spring-clamp 2 adapted to clamp firmly upon one edge of the lid of the box and having the coiled spring-clamp 3 at the opposite end and at a right angle to the said spring- 55 clamp 2 and adapted to clamp upon the side of the box, substantially as specified.

In testimony whereof we affix our signatures in presence of two witnesses.

BERNHARD NEUBAUER.
LAWRENCE GRISHAM.

Witnesses:

ED. E. BURDICK,
AL. SLAYBACK.