

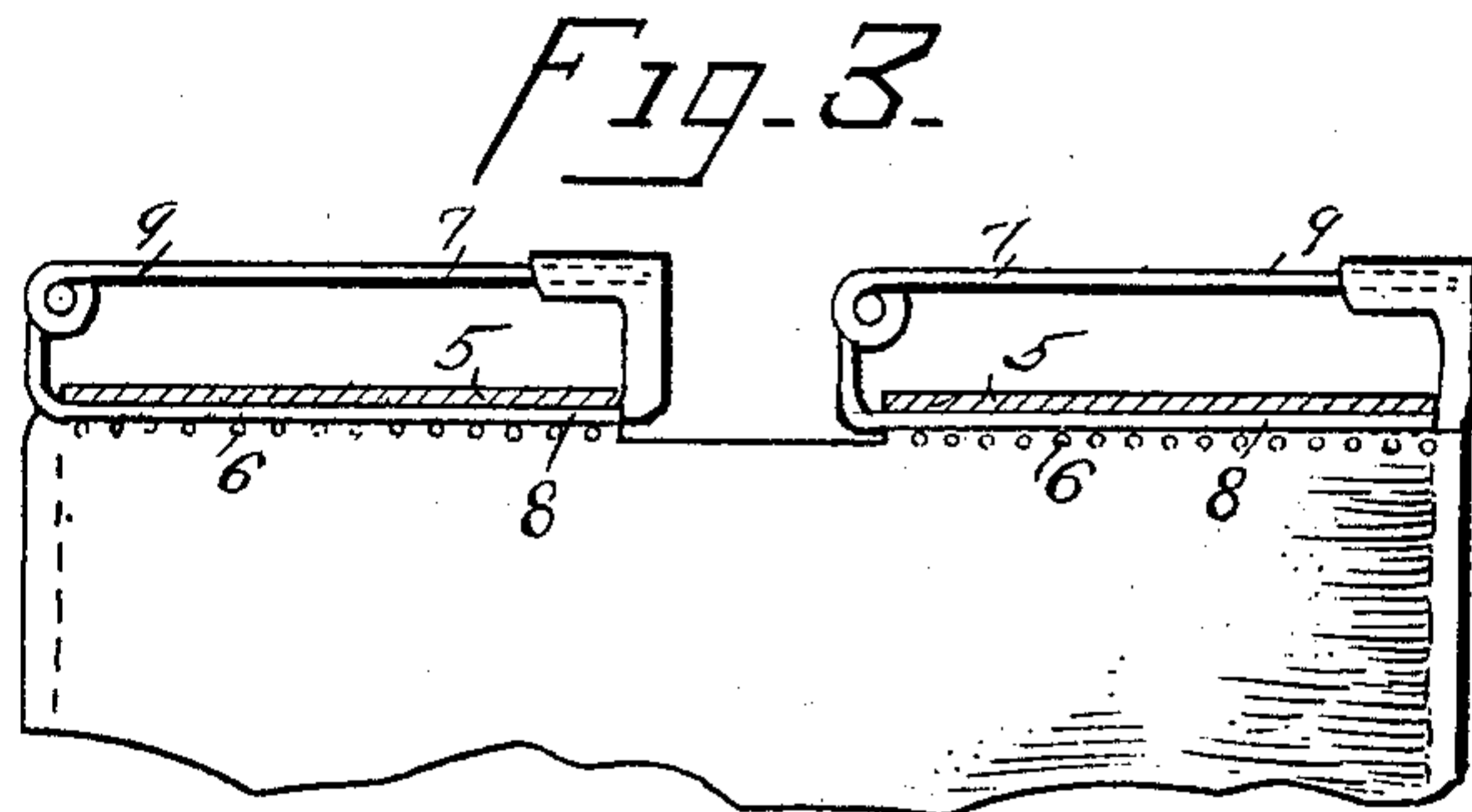
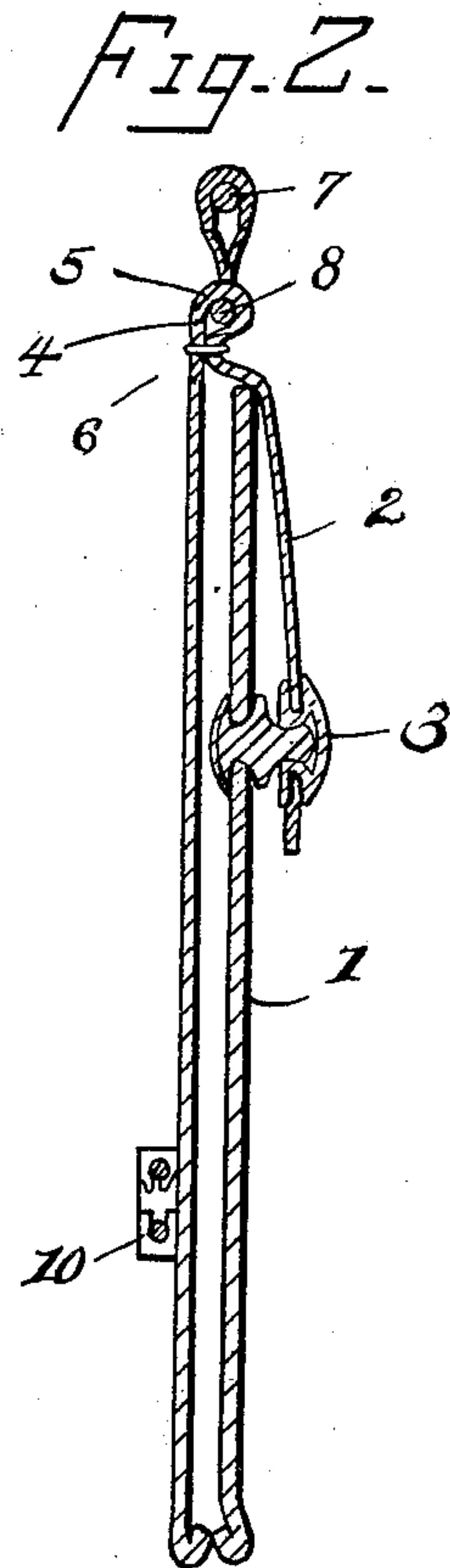
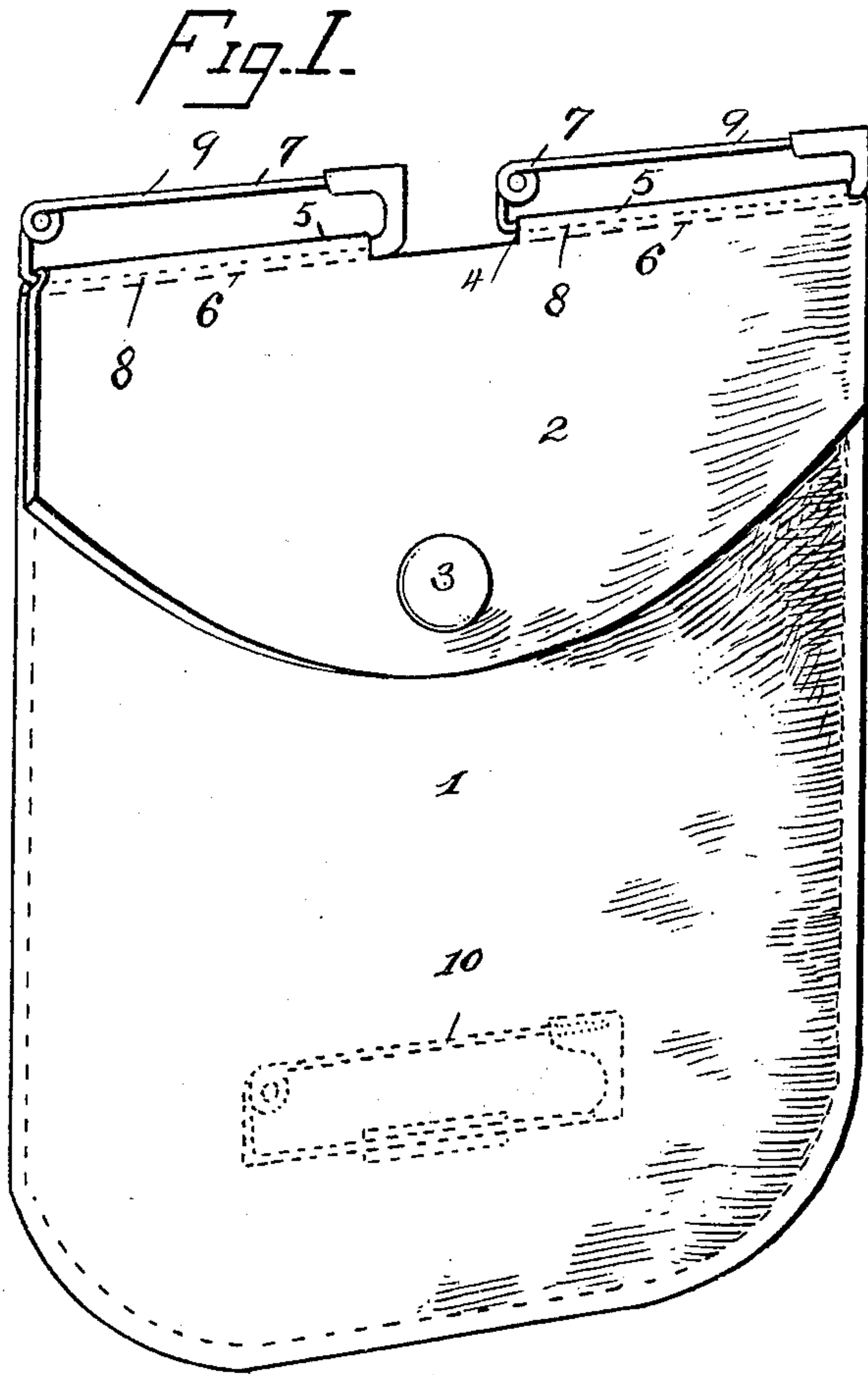
No. 683,029.

Patented Sept. 24, 1901.

G. L. ESTES.
SAFETY POCKET.

(Application filed June 17, 1901.)

(No Model.)



Witnesses
Percy H. Price.
Chas. S. Hoyer.

George L. Estes. Inventor
by *Chas. Snow & Co.*
Attorneys

UNITED STATES PATENT OFFICE.

GEORGE L. ESTES, OF SHAWNEE, OKLAHOMA TERRITORY.

SAFETY-POCKET.

SPECIFICATION forming part of Letters Patent No. 683,029, dated September 24, 1901.

Application filed June 17, 1901. Serial No. 64,893. (No model.)

To all whom it may concern:

Be it known that I, GEORGE L. ESTES, a citizen of the United States, residing at Shawnee, in the county of Pottawatomie and Territory of Oklahoma, have invented a new and useful Safety-Pocket, of which the following is a specification.

This invention relates to a safety-pocket or purse; and the object of the same is to provide a simple and effective device of this class for secreting money or other valuables about the clothing of the user as a protection against pickpockets or highwaymen, and is adapted to be attached to the underclothing next to the body, in a sleeve, on the back between the shoulders, or at any place about the clothing the user may desire, and also capable at times to be used as an ordinary pocket-book or purse.

The invention consists in the construction and arrangement of the several parts, which will be more fully hereinafter described and claimed.

In the drawings, Figure 1 is a perspective view of a pocket or purse embodying the features of the invention. Fig. 2 is a transverse vertical section of the same. Fig. 3 is a longitudinal vertical section through the upper portion of the same.

Similar numerals of reference are employed to indicate corresponding parts in the several views.

The numeral 1 designates a pocket or purse of any suitable or desired material and dimensions, but preferably constructed of leather, and provided with a top closing-flap 2. A suitable catch 3 is employed for holding the flap closed, and the upper bend of the latter, as at 4, is formed with elongated loops 5 on opposite sides of the center, the latter being cut away to give freedom to the inner opposing terminals of the loops. The loops are formed by lines of stitches, as at 6, and inseparably held therein are safety-pins 7 of a particular construction. The said pins have straight back bars 8 located in the loops, and there is sufficient distance between the back bars and the pin-bars 9 to free the latter for operation in unfastening or attaching the improved device and to compensate for the interposition of the bulk of the loops. By cutting away the central upper portion of the bend of the flap the inner keeper-terminal of

one pin and the inner spring-coil terminal of the other pin are left free for unobstructed operation. It will be seen that these pins will provide an effective means for suspending and securing the pocket or purse to any portion of concealed clothing and for readily detaching the same for adjustment to or application on another portion of clothing. In other words, the improved device is freely movable from one place to another, and at times it may be used as a purse in the ordinary manner and be carried in the hand. The pocket or purse is flat and will lie close to the person of the wearer, so as to avoid indicating its location from the exterior, and to assist in holding it in flat condition an auxiliary safety-pin 10 is secured to the lower central portion of the back thereof, as shown in dotted lines in Fig. 1 and in section in Fig. 2. The back bars of the upper pins are not clamped tightly in the loops, so that the pocket or purse may swing thereon to more readily conform to the movements of the body of the wearer.

The improved device will be found very convenient and useful as a means of secreting valuables—such as money, jewels, or the like—so that the presence thereof on the person of the wearer of the improved device will not be known.

Having thus described the invention, what is claimed as new is—

1. The combination of a purse having a closing-flap with elongated loops formed in the upper bend portion thereon on opposite sides of the center which is cut away, and safety-pins having their back bars movably held on the said loops.

2. The combination of a purse having a closing-flap with the central portion of the upper bend centrally cut away to form opposite elongated loops defined by lines of fastenings, and safety-pins having straight back bars movably held in the said loops and having their inner terminals free for operation.

In testimony that I claim the foregoing as my own I have hereto affixed my signature in the presence of two witnesses.

GEORGE L. ESTES.

Witnesses:

JOE BRENNAN,
B. E. THURSTON.