

No. 682,984.

Patented Sept. 17, 1901.

A. GERDUM:
LIP ATTACHMENT FOR LAWN SPRINKLERS.

(Application filed Apr. 20, 1901.)

(No Model.)

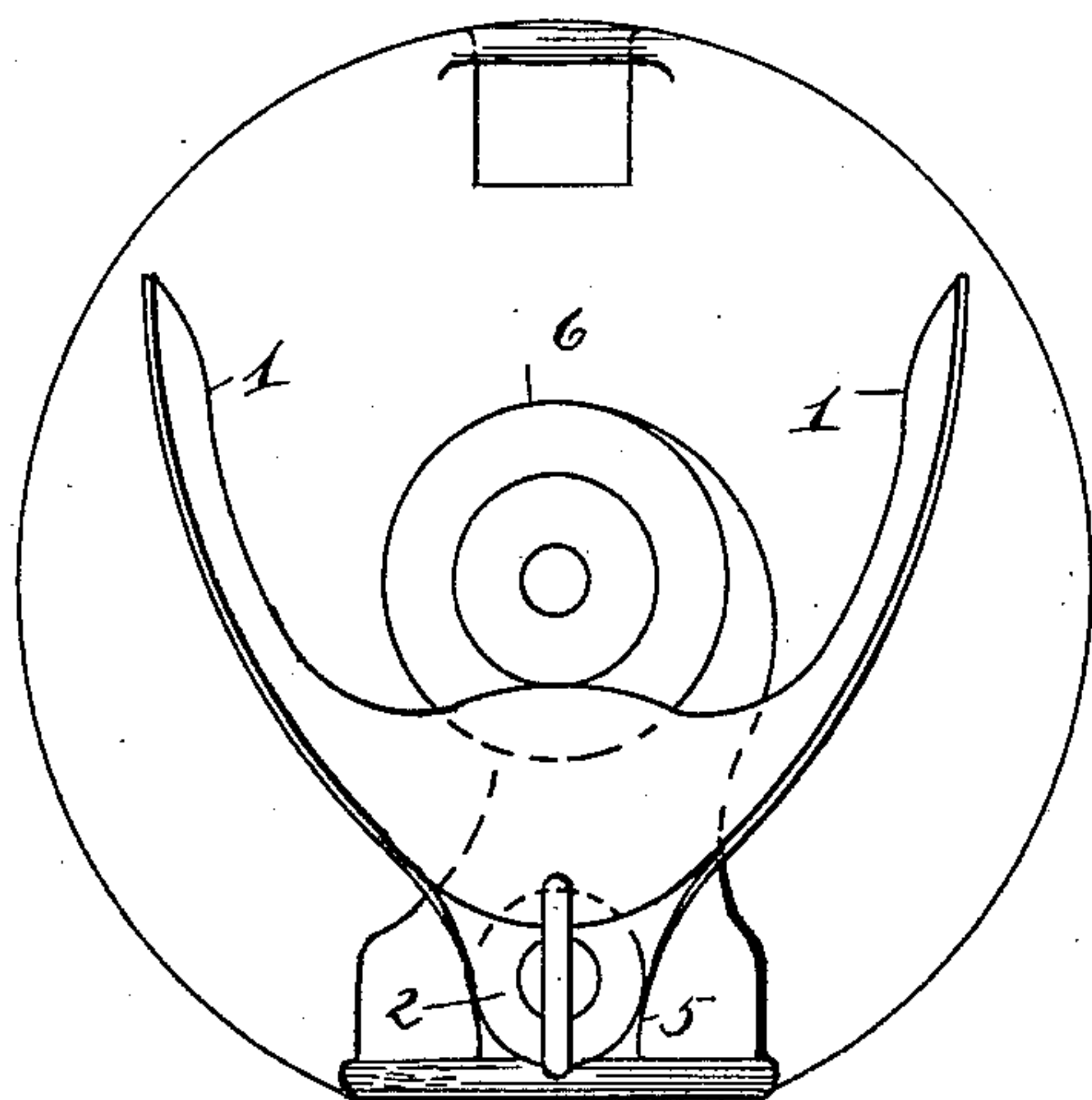


Fig. 1

Fig. 3

4

Fig. 2

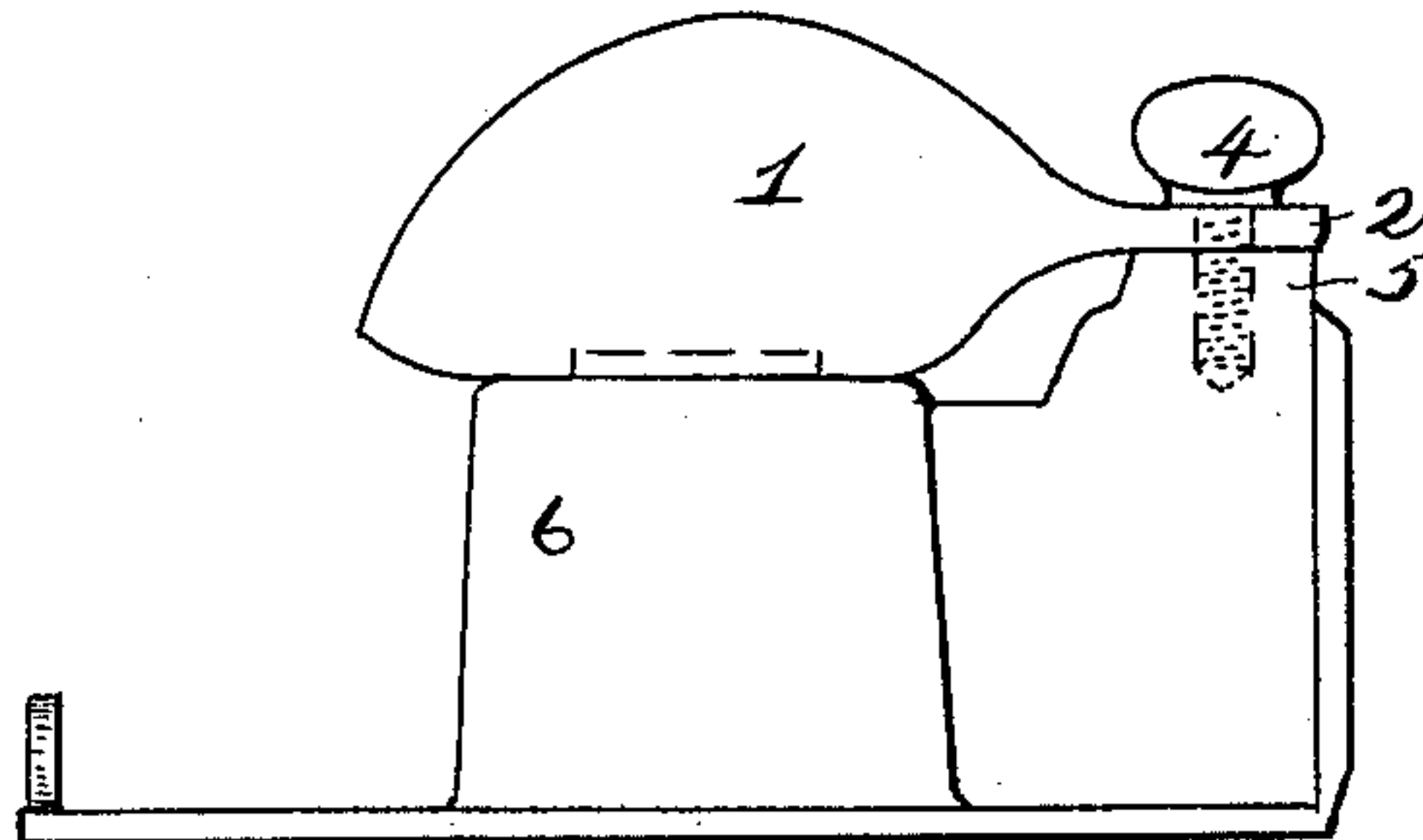
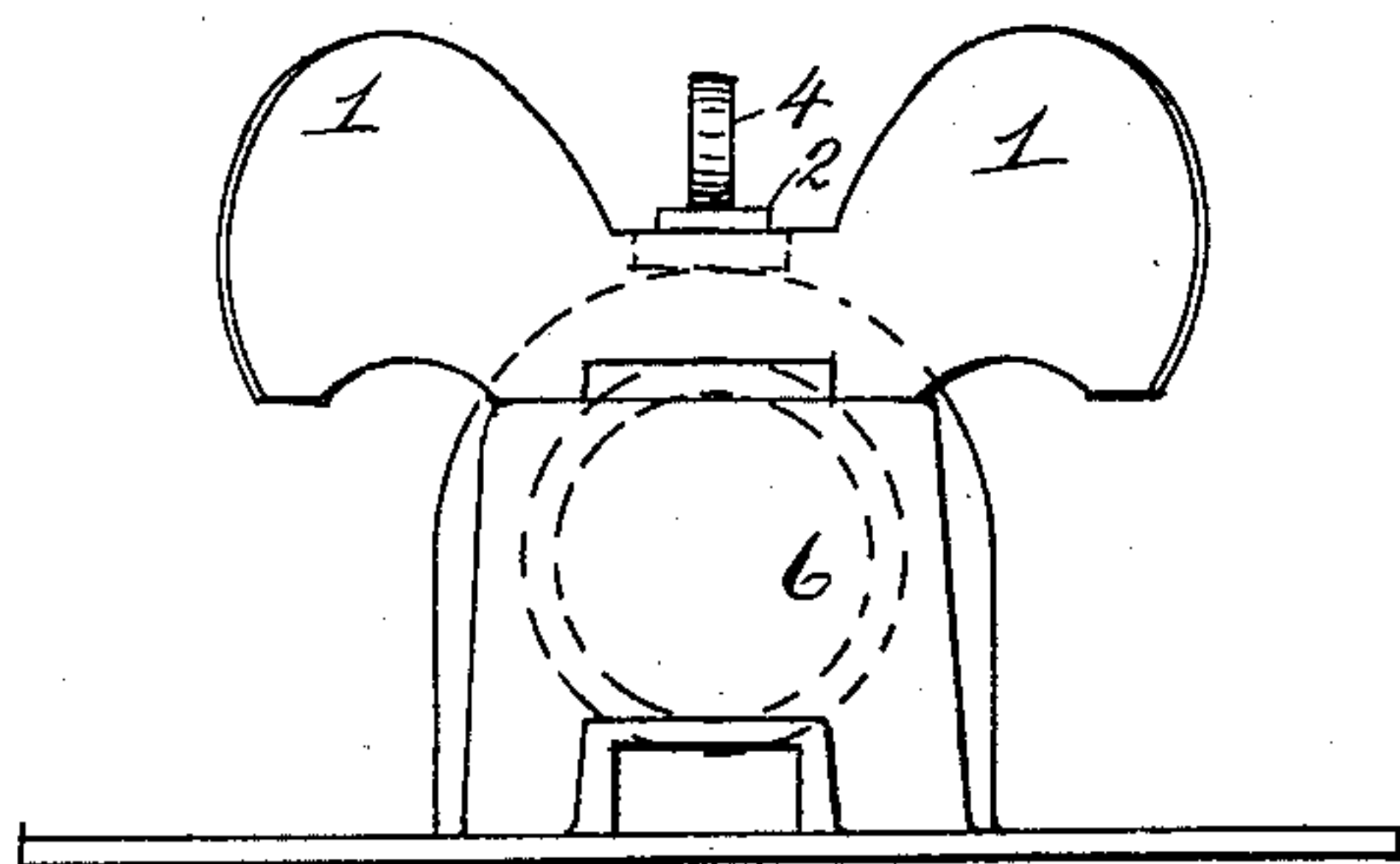


Fig. 5

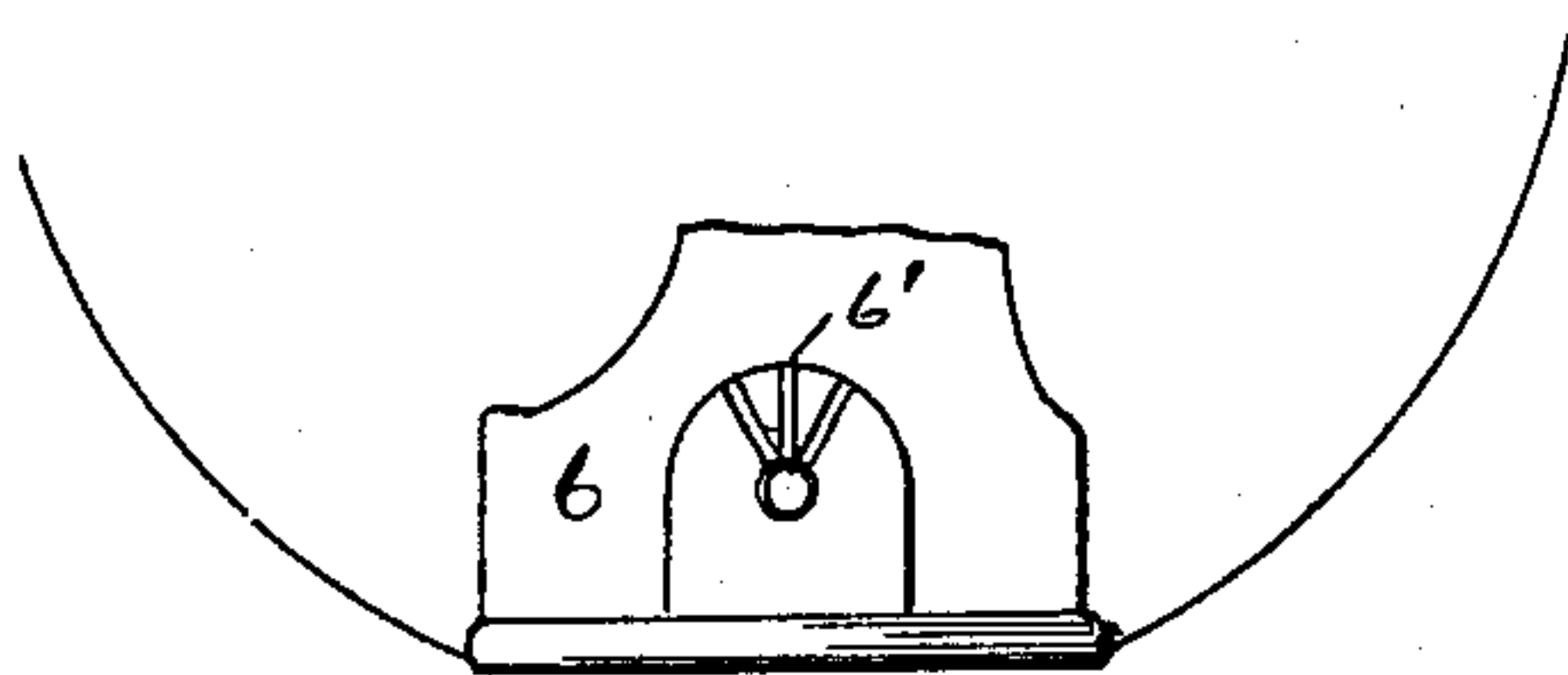
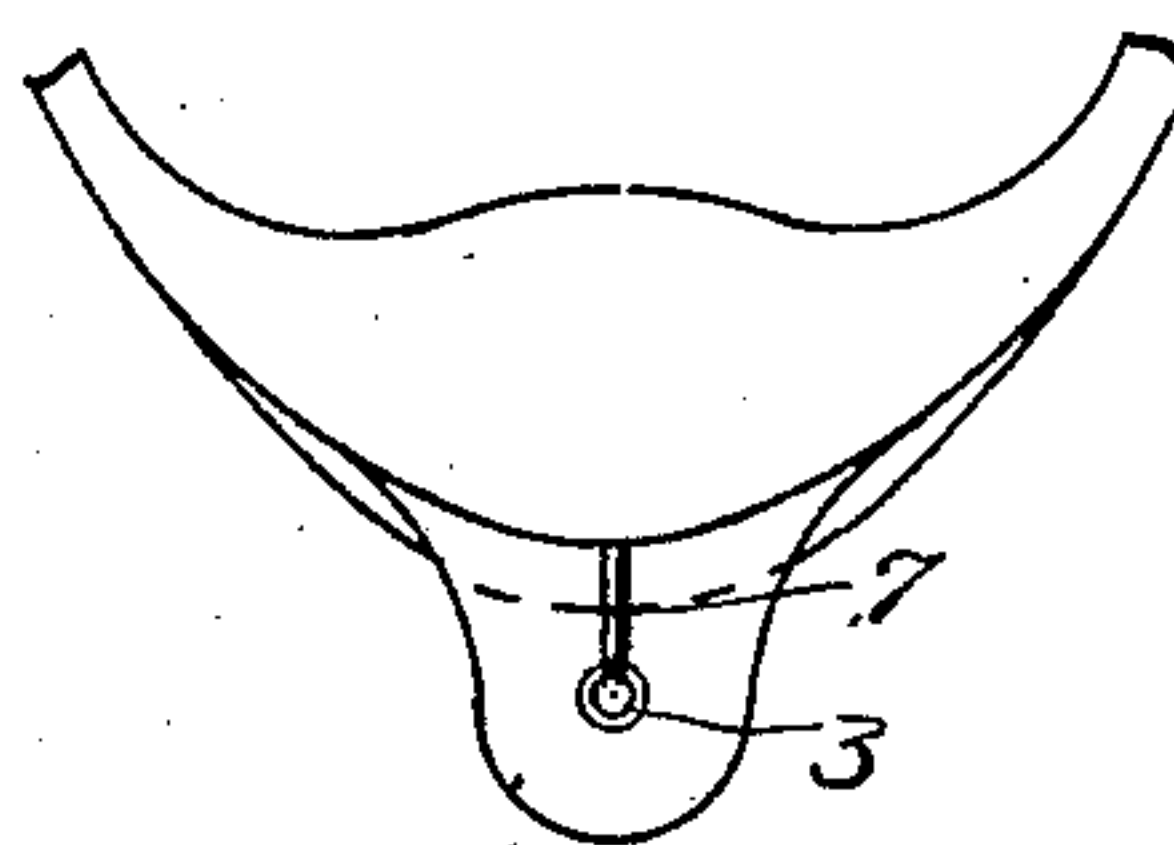


Fig. 4



Witnesses
Geo. O. Willet
A. M. Browne

Inventor
Albert Gerdum
by *M. M. Monroe*
Attorney

UNITED STATES PATENT OFFICE.

ALBERT GERDUM, OF CLEVELAND, OHIO.

LIP ATTACHMENT FOR LAWN-SPRINKLERS.

SPECIFICATION forming part of Letters Patent No. 682,984, dated September 17, 1901.

Application filed April 20, 1901. Serial No. 56,682. (No model.)

To all whom it may concern:

Be it known that I, ALBERT GERDUM, a citizen of the United States, and a resident of Cleveland, county of Cuyahoga, State of Ohio, have invented certain new and useful Improvements in Lip Attachments for Lawn-Sprinklers, of which I hereby declare the following to be a full, clear, and exact description, such as will enable others skilled in the art to which it appertains to make and use the same.

My invention relates to improvements in lip attachments for portable lawn-sprinklers; and the objects of the invention are to provide means for diverting the spray to either the right or left at the pleasure of the operator or to so place the lip as to permit the jet to flow uninterrupted without cutting it off from either side.

My invention consists in the right and left hand lips secured to a common base, the base in turn being secured to the sprinkler in such a manner that either lip can be brought into contact with the spray at pleasure; but when neither lip is in contact the spray will flow in an uninterrupted manner. I accomplish this end by means of the device shown in the accompanying drawings, hereinafter described, and specifically pointed out in the claims.

In the accompanying drawings, Figure 1 is a plan view of my device in the central position mounted upon a sprinkler of the type described in a former application, Serial No. 44,140. In this figure the alternative forms are shown in dotted lines. Fig. 2 is a side view of the same. Fig. 3 is a front view, and Figs. 4 and 5 are views of the meeting faces of the base of the double lip and a hub upon the sprinkler.

In the views, 1 1 are the right and left hand lips, which are curved to extend on either side of the sprinkler. These lips are secured to the common base 2 at the rear, perforated at 3 to admit a thumb-screw 4, by means of which it is secured to the hub or boss 5, cast integrally with the sprinkler 6. The meeting faces of the lip, base, and boss 5 are arranged to secure the lip at the angle at which it may be placed to divert the spray to one side or the other or when in the central position.

This is accomplished by means of grooves 6' in one face and a rib 7 in the other face. When the lip is set as desired, the thumb-screw is tightened, thus forcing the rib into one of the grooves. This is especially important to secure the lips when in the central position, since the edges of the lips strike against the central portion of the sprinkler 8, which serves as a stop for them when either is set to divert the spray. It is also important that the exact central position should be found, so that neither lip will strike against the spray.

The advantage of this device is found in its convenience, since a detachable lip attachment would easily become lost when the sprinkler is dragged through the grass.

I believe myself to be the first to pivot the lip attachment directly upon the sprinkler instead of merely attaching the same loosely thereto and also to provide a sprinkler with a double-faced lip attachment for the purpose described.

Having described my invention, what I claim as new, and desire to secure by Letters Patent, is—

1. The combination with a sprinkler, of right and left hand lip attachments therefor, and a common base for said lips.

2. The combination with a sprinkler, of right and left hand lip attachments therefor, a common base for the lips, and means for securing the base to the sprinkler, adjustably, substantially as described.

3. The combination with a sprinkler provided with a boss, right and left hand lip attachments therefor, a common base for the lips, and means for securing the base to said boss, consisting of a thumb-screw, and grooves upon the boss, and a rib upon the base, substantially as described.

4. The combination with a sprinkler of a lip attachment, pivotally secured thereto.

In testimony whereof I have signed my name to this specification in the presence of two subscribing witnesses.

ALBERT GERDUM.

Witnesses:

WM. J. SHAW,
WM. M. MONROE.