

No. 682,448.

Patented Sept. 10, 1901.

W. S. BECHTOLD.  
HAIR RETAINER.

(Application filed July 3, 1901.)

(No Model.)

Fig. 1.

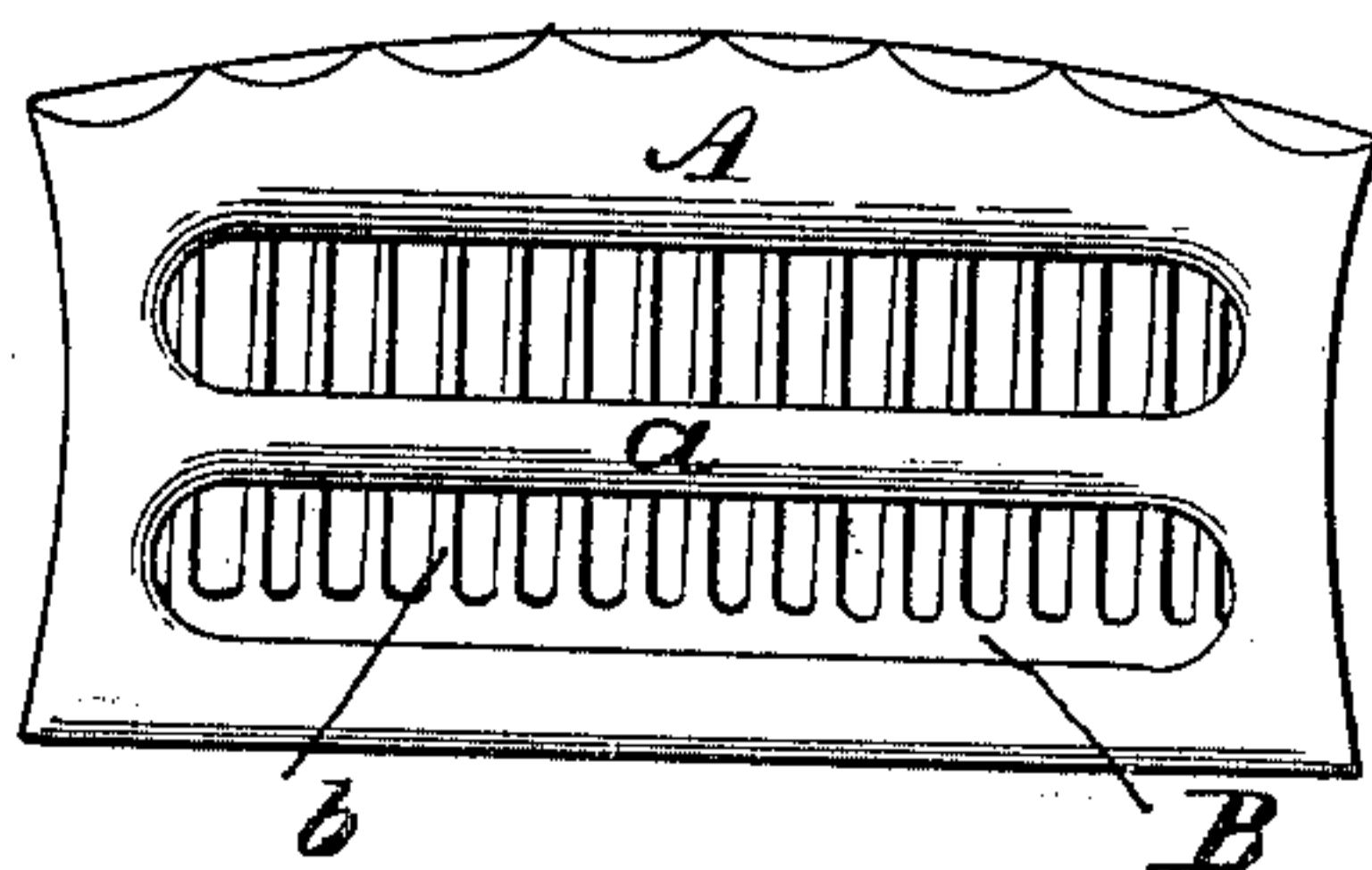


Fig. 2.

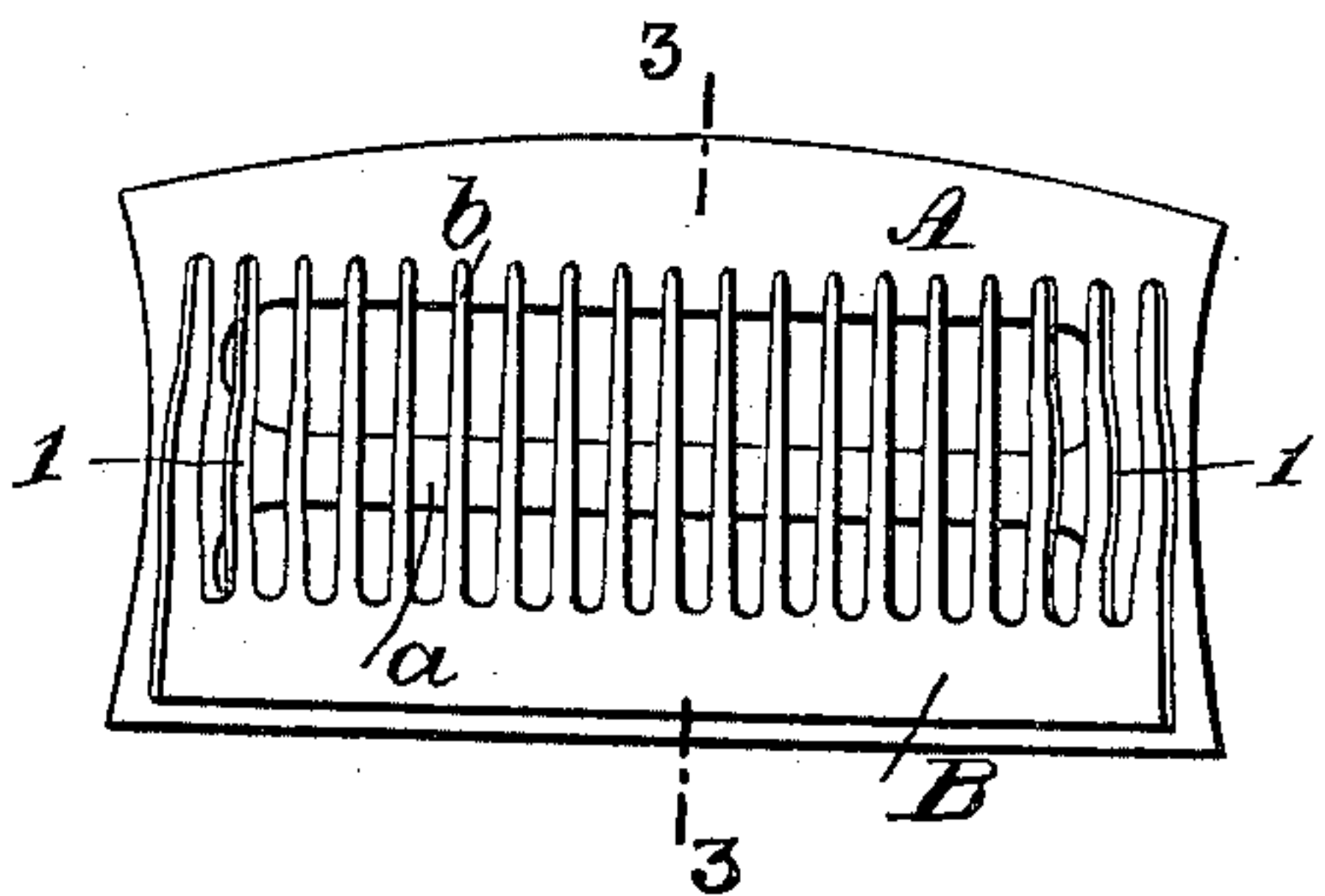


Fig. 3.

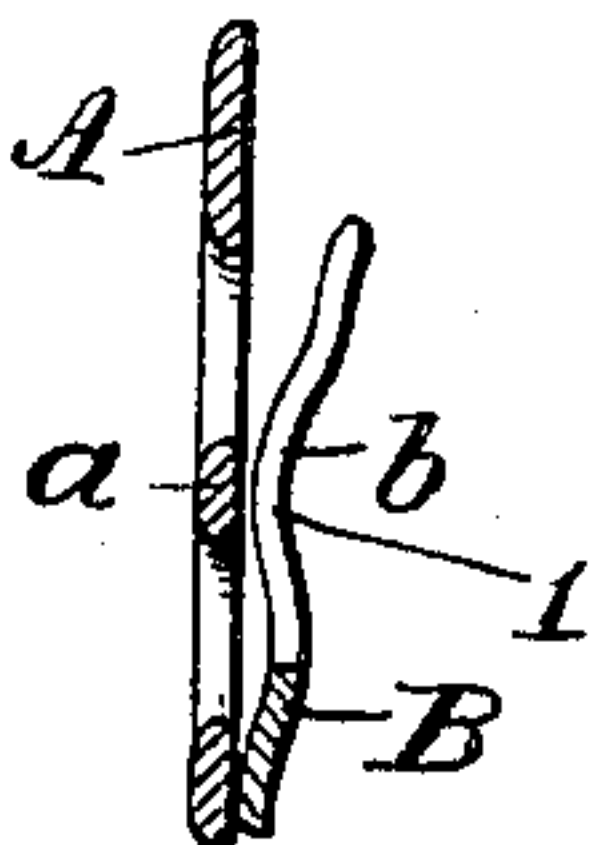


Fig. 6.

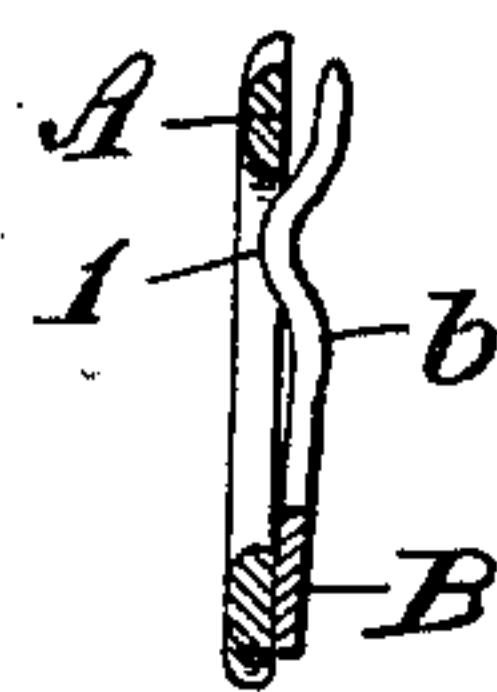


Fig. 5.

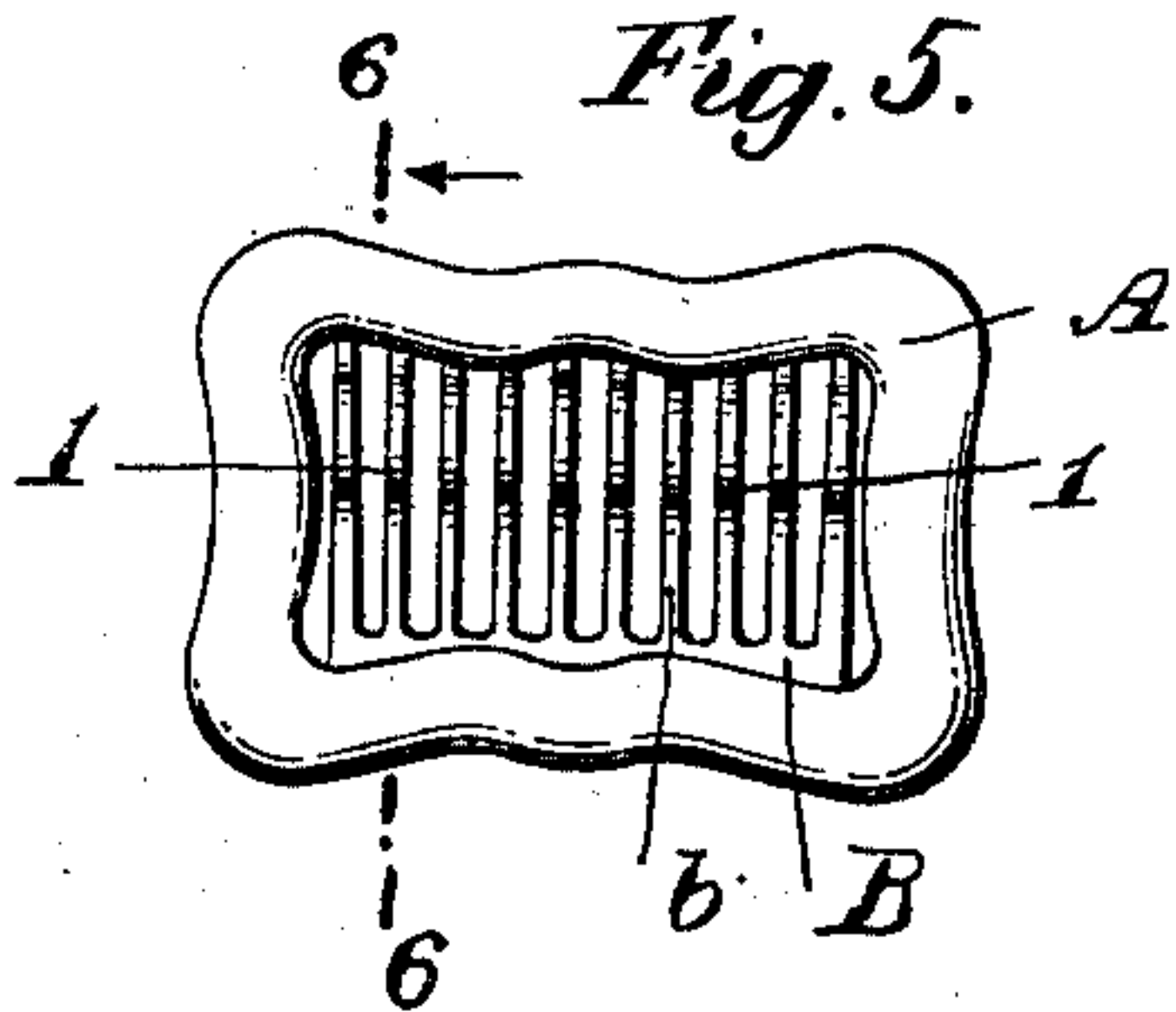
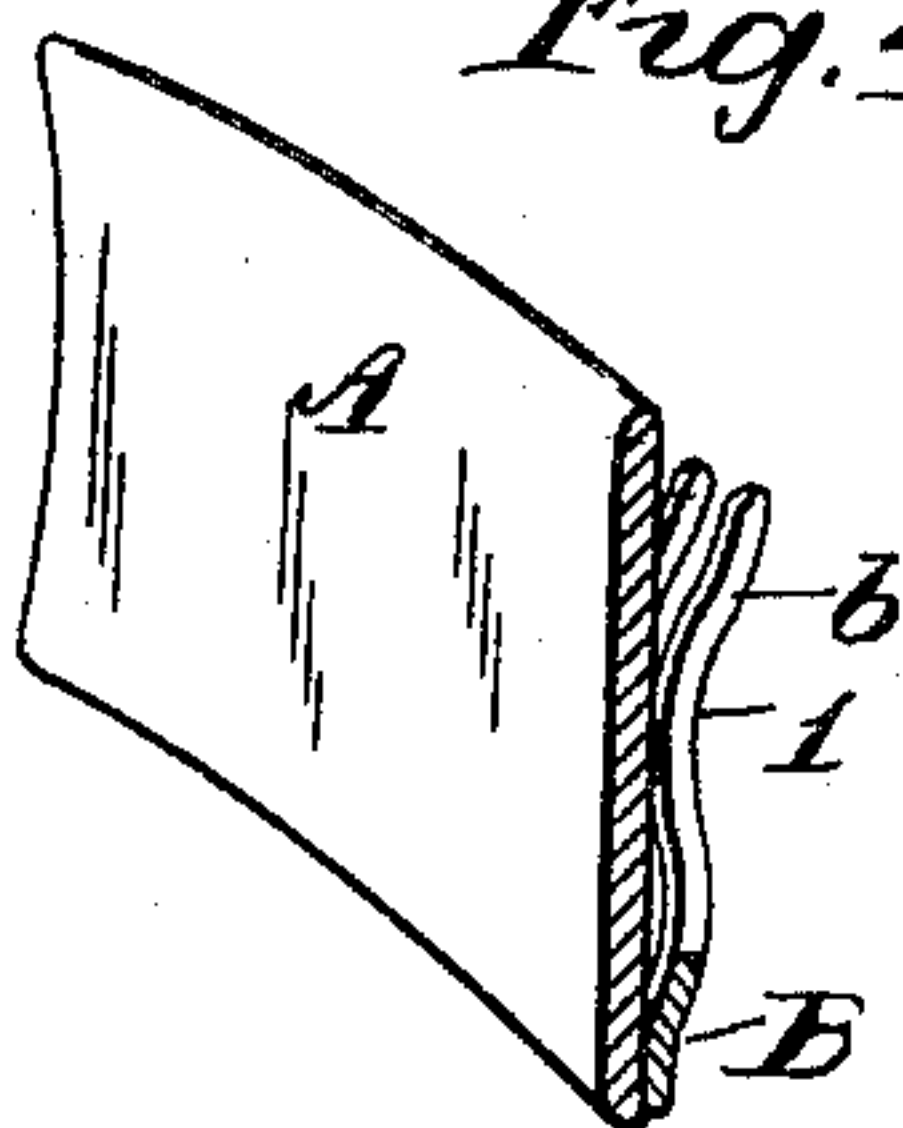


Fig. 4.



WITNESSES:

L. N. Legendre  
C. P. Hendrickson

INVENTOR:

William S. Bechtold,  
BY *W. S. Bechtold*  
ATTORNEY

# UNITED STATES PATENT OFFICE.

WILLIAM S. BECHTOLD, OF NEWARK, NEW JERSEY.

## HAIR-RETAINER.

SPECIFICATION forming part of Letters Patent No. 682,448, dated September 10, 1901.

Application filed July 3, 1901. Serial No. 66,970. (No model.)

*To all whom it may concern:*

Be it known that I, WILLIAM S. BECHTOLD, a citizen of the United States of America, residing at Newark, in the county of Essex and State of New Jersey, have invented certain new and useful Improvements in Hair-Retainers, of which the following is a specification.

My invention has reference to improvements in hair-retainers adapted for holding the hair in place, generally termed "side combs" or "back combs," according to the purpose for which they are adapted, and has for its object to provide a retainer which will effectively hold the hair, while at the same time the retainer itself is so locked into the hair as to prevent it from dropping out under ordinary circumstances.

To this end my invention consists, essentially, of a hair-retainer comprising a back and a comb attached to said back, at one end thereof, and extending contiguous with said back and the prongs of said comb having intermediate of their lengths portions curved toward the back for the purpose of locking the comb to the hair.

The nature of my invention will best be understood when described in connection with the accompanying drawings, in which—

Figure 1 represents an elevation of a hair-retainer embodying my invention looking from the back. Fig. 2 is a similar view looking from the front. Fig. 3 is a section on the line 3 3, Fig. 2. Fig. 4 is a perspective illustrating a modification having a solid back. Fig. 5 is a back view illustrating a second modified form. Fig. 6 is a section on the line 6 6, Fig. 5.

Similar letters and numerals of reference designate corresponding parts throughout the several views of the drawings.

Referring to the drawings, the letter A designates the back of the retainer, which may be made open, partially open, or solid, as illustrated, respectively, in Figs. 1, 4, and 5, without affecting the usefulness of the retainer. Said back may also be ornamented or have any desired configuration or shape.

Referring at present particularly to Figs. 1, 2, and 3, I have shown the back of the retainer made open, but provided with a central bar *a*. The comb B is attached in any suitable manner to the lower portion of the

back, or it may be made integral therewith and subsequently bent up into its proper position. The comb is provided with prongs *b*, extending contiguous with or in the direction of the back A, but are provided with abrupt curved portions 1 in their lengths, which said portions approach the back, while the pointed ends diverge from the back. In the example illustrated in said Figs. 1, 2, and 3 the bow of said curved portions either contacts with or is in close proximity to the bar *a*, although this bow may be located intermediate of the bar and the remaining portions of the back. In fact, this bar may be entirely omitted, in which case the retainer is in the form shown in Figs. 5 and 6; but under these conditions I prefer to have the curved portion nearer to the ends of the prongs, so as to bring them in close proximity to the upper transverse portion of the back. In Fig. 4 I have shown the back made solid.

I wish it to be distinctly understood that I do not confine myself to any particular construction, shape, or form of the back of the retainer, as my invention consists, essentially, in the comb B having its prongs curved toward the back in such a manner as to form means for locking the retainer to the hair by the joint action of the back and the comb.

What I claim as new is—

1. A hair-retainer comprising a back and a comb attached to said back at one end thereof and extending contiguous with said back, and the prongs of said comb having intermediate of their lengths, portions curved toward the back for the purpose of locking the retainer to the hair, substantially as described.

2. A hair-retainer comprising a back and a comb attached to said back at one end thereof and extending contiguous with said back; the prongs of said comb having intermediate of their lengths, portions curved toward the back for the purpose of locking the retainer to the hair, and said prongs having their points diverging from the back, substantially as described.

In testimony whereof I have hereunto set my hand in the presence of two subscribing witnesses.

WM. S. BECHTOLD.

Witnesses:

EUGENIE P. HENDRICKSON,  
GEORGE EISENBRAUN.