

No. 682,254.

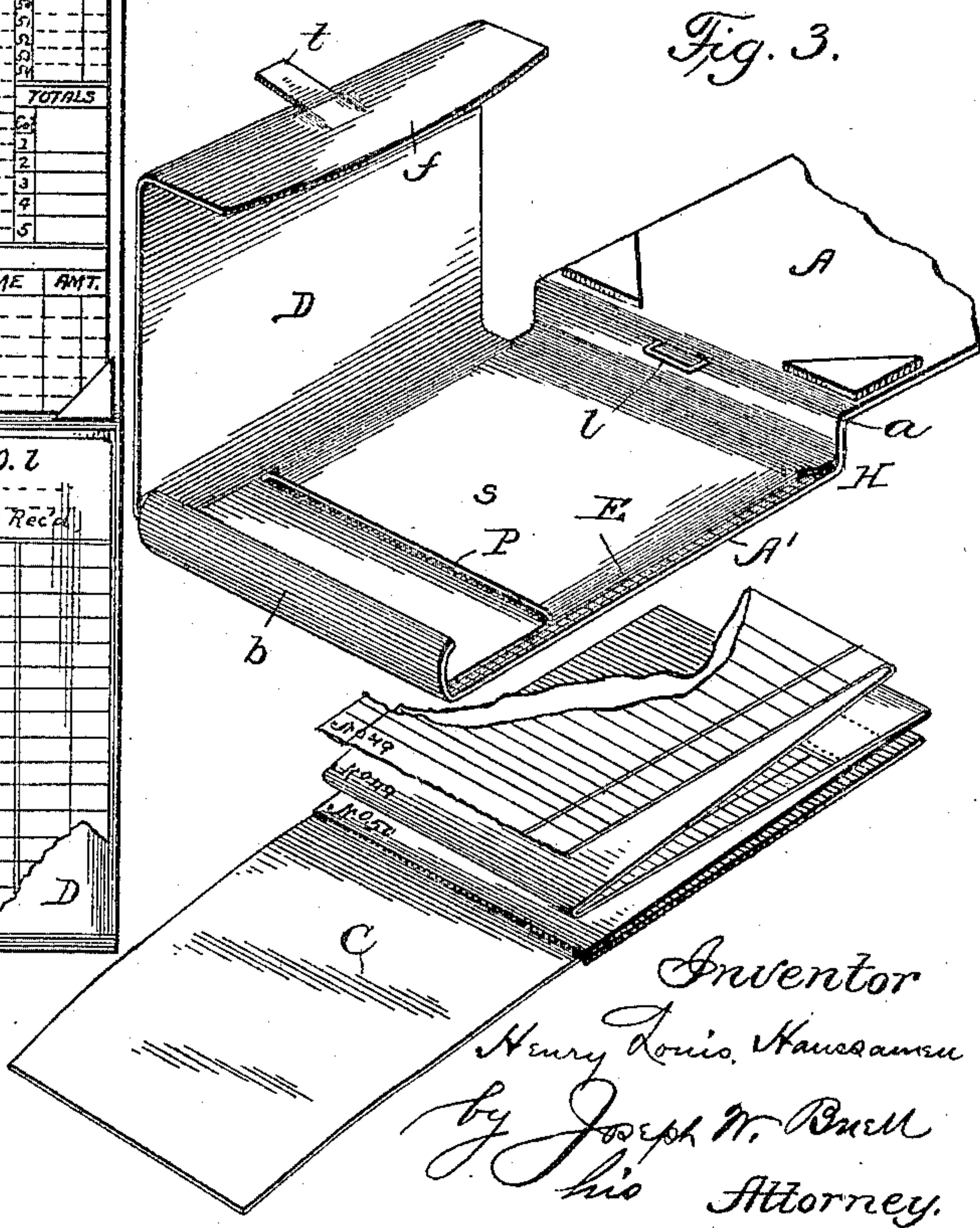
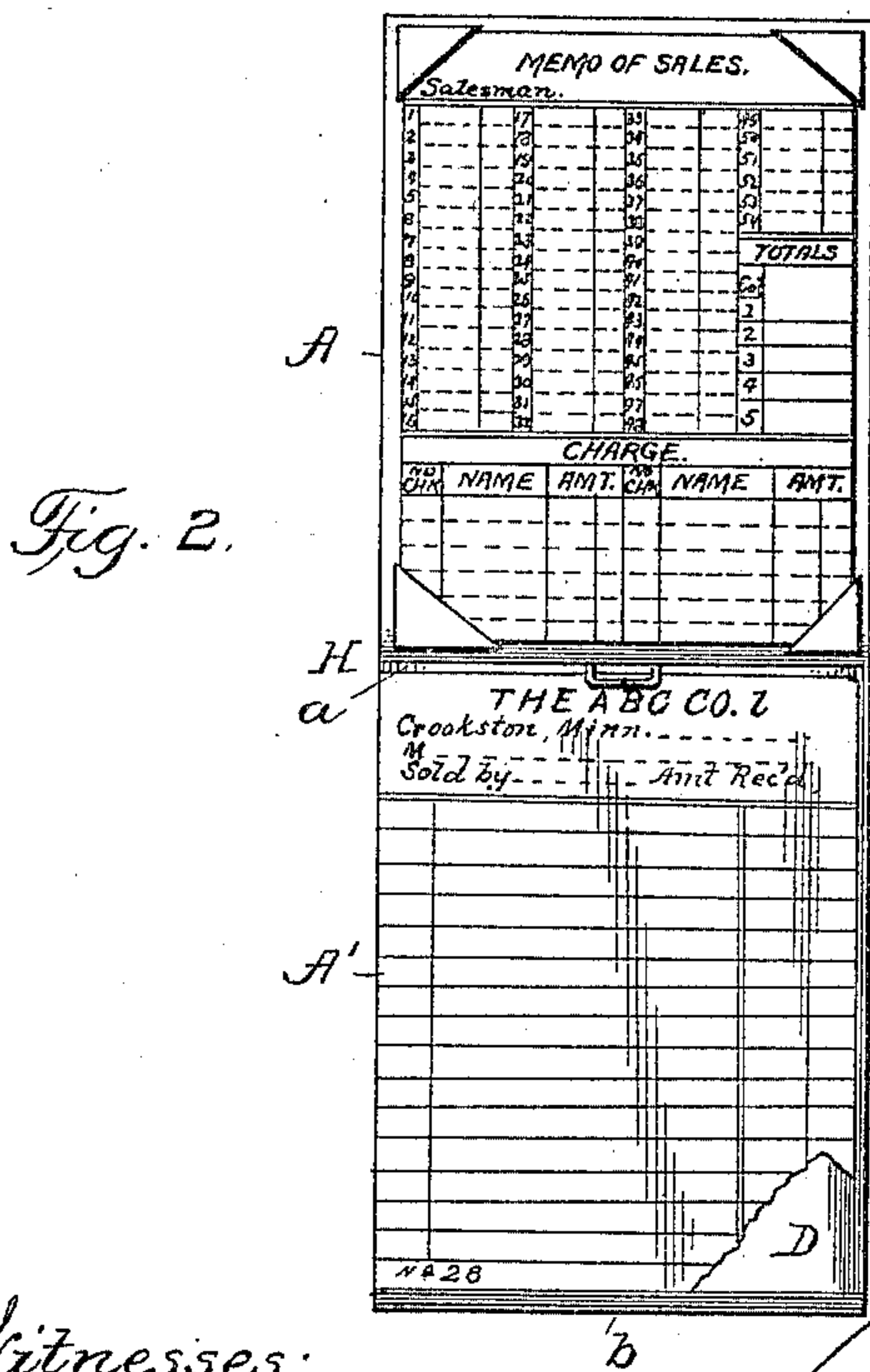
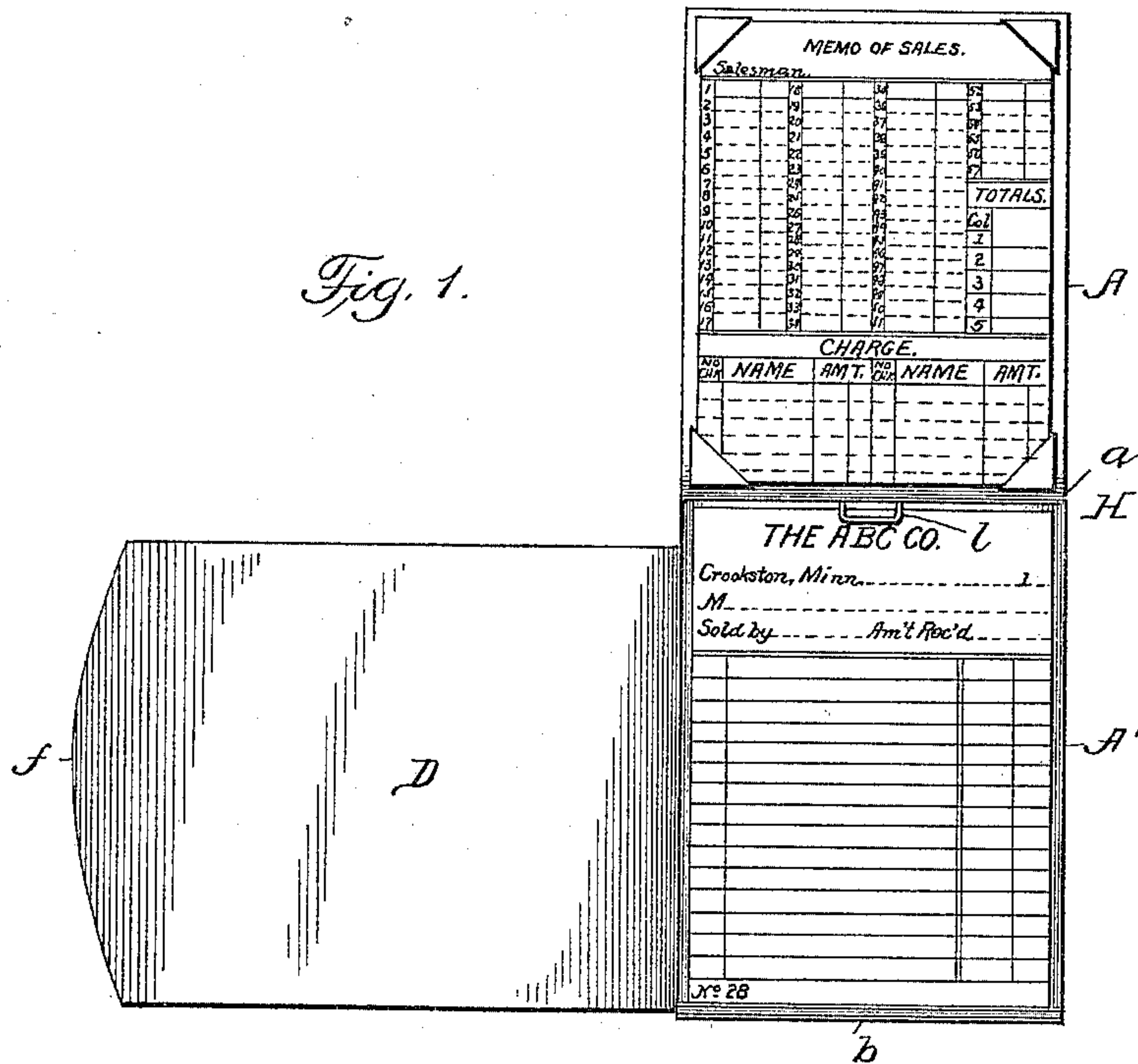
Patented Sept. 10, 1901.

H. L. HAUSSAMEN.

COMBINED MANIFOLDING WRITING TABLET AND HOLDER.

(Application filed Oct. 25, 1899.)

(No Model.)



Witnesses:
John Enders for
S. G. DuBois

Inventor
Henry Louis Haussamen
by Joseph W. Buell
his Attorney.

UNITED STATES PATENT OFFICE.

HENRY LOUIS HAUSSAMEN, OF GRAFTON, NORTH DAKOTA.

COMBINED MANIFOLDING WRITING-TABLET AND HOLDER.

SPECIFICATION forming part of Letters Patent No. 682,254, dated September 10, 1901.

Application filed October 25, 1899. Serial No. 734,764. (No model.)

To all whom it may concern:

Be it known that I, HENRY LOUIS HAUSSAMEN, a citizen of the United States, residing at Grafton, in the county of Walsh and State of North Dakota, have invented new and useful Improvements in a Combined Manifold Writing-Tablet and Holder, of which the following is a specification.

My invention relates to improvements in a combined manifold writing-tablet and holder.

To more particularly describe my invention, I will refer to the accompanying drawings, in which—

Figure 1 represents a front elevation of my manifold writing-tablet in open position, showing the leaf-binder removed. Fig. 2 represents a like view showing the binder in position and the top leaf of the pack of writing-paper arranged in position on said binder to receive the writing intended therefor. Fig. 3 shows in perspective and in separation the construction of the cover A' and the tablet, respectively.

Like letters of reference indicate like parts in the several figures.

The tablet.—In the drawings, B represents the base, which is preferably cut from suitable sheet material, such as strawboard, and which forms a hard firm support to receive a series of connected detachable sheets of writing-paper of the width of said base that are preferably folded into zigzag folds of uniform length, thereby forming a pack having a surface area which substantially corresponds to that of the supporting-base. The sheets thus folded present top and bottom free folded ends which are provided at the folds with perforations to facilitate their separation, while the bottom sheet of the pack is permanently secured by its free end to the adjacent end or edge of the base in a manner to allow the sheets to lie flat upon said base, thereby providing an anchorage for the entire pack mounted on said base. Attached to the same end or edge of the base is a leaf or sheet of transferring material, such as carbon C, and which is adapted to fold over the end of the pack in the direction of the top fold of the uppermost pair of leaves or sheets and between which it may be inserted progressively for manifolding. The sheets are numbered con-

secutively in pairs, beginning with the uppermost sheet, while the primary sheet of each pair is provided with suitable ruling and other printed matter, as may be desired.

The holder.—The tablet thus constructed is adapted to be employed in connection with the holder H. The tablet-holder H is preferably made of sheet material folded, as shown, to present cover-sections A and A', hinged to back a. On the inner face of section A is secured a removable tally or memorandum-sheet. Said section also serves as the upper protecting member for the pad. The cover-section A' provides a lower protecting member and base for the pad and has at its free end a transversely-extending turned-up portion b, which serves as a ledge or abutment against which the lower end of the pad may rest when in position.

To the inner face of the cover-section A' is secured a sheet s, that provides a mouth at its unattached edge which extends transversely across said cover, adjacent to the turned-up portion b, to provide a base-pocket P for the insertion of the base-strip B and which in conjunction with the turned-up portion serves to prevent endwise displacement of said pad when once placed in position.

To the inner edge of the section A' is attached a leaf or binder D, that is adapted to fold at right angles to said cover-section and mounted pad and which is made, preferably, of soft flexible material that is adapted to receive indentations without cutting through said material and which readily allows of their transfer to the underlying carbon-sheet and contacting duplicate and which when folded over and around said pad will adjust itself to provide a surface area that lies substantially in the same plane as the uppermost sheets of said pack and which is provided at its free end with a flap portion f, bearing a thumb-piece t, that is adapted to be inserted in a pocket E, formed between the upper and lower faces of said holder and which presents a mouth at the opposite edge of said holder from that to which the leaf-binder is attached. The leaf-binder flap when inserted and pushed within said pocket as far as it will go provides a means for stretching tautly said leaf-binder over the uppermost surface of the pack and enables said leaf-binder to pro-

gressively adjust itself as a binder to said upper face of the pack as the leaves or sheets thereof are detached and removed from the holder.

5 In using the manifolding writing-tablet the base-strip B of the pad is inserted in the base-pocket P. When in position, the top sheet of the pad is thrown back and the carbon or transfer sheet C is laid smoothly on the ex-
10 posed duplicate of the top-sheet pair and then the leaf-binder D is folded across the face of the carbon and made to snugly embrace as a binder the whole pack by inserting the flap portion *f* and pushing it a suffi-
15 cient distance into the pocket E. The top sheet is then returned to its position on the pack, but superimposed upon said binder and underlying carbon-sheet, and is then in readiness for use. After filling out the top sheet
20 and producing the duplicate by the indenting pressure on the binder and carbon-sheets, respectively, the free end of the top sheet is taken hold of with one hand and pulled so as to draw out the duplicate and the top sheet
25 of the following pair, when the carbon-sheet will automatically fall in a smooth condition on the duplicate sheet of the succeeding pair.

l represents a loop that projects inwardly from the back *a* and which is made of elastic
30 material that allows it to assume the same general plane of the top of the pack as it is consumed, and thereby serves at all times to hold the top sheets at their top ends in a flatwise position.

35 The turned-up portion *b* may be bent over to serve as a fastening means for the cover A, which may be held bound down in a closed position by reason of its engagement with said portion *b*.

40 Having described my invention, what I desire to claim as new and useful is—

1. The combination with a pack of integral zigzag-folded leaves, of a base-strip upon which said leaves are mounted, and to one
45 end portion of which is anchored the underlying leaf only of the pack, and a carbon-sheet attached to the end of said base to which the underlying leaf is attached, substantially as and for the purpose set forth.

50 2. The combination of a pack of integral, zigzag-folded leaves arranged in pairs, a base-strip upon which said leaves are attached, a carbon-leaf secured at one edge of said base-strip parallel to the lines of folding of said
55 leaves, whereby it may be folded over the adjacent edge of the pack in the direction of the opposite fold of the uppermost pair of leaves and between same; in combination with a holder having a pocket for the reception of

the base-strip of said pack; and a hinged leaf- 60 binder arranged to fold at right angles over said pack and inner face of said holder; and adjustable means for securing the free edge of said binder in a position to adjust itself snugly about said pack, substantially as de- 65 scribed.

3. The combination of a pack of integral, zigzag-folded leaves arranged in pairs, a base-strip upon which said leaves are attached, a carbon-leaf secured at one edge of said base- 70 strip parallel to the lines of folding of said leaves, whereby it may be folded over the adjacent edge of the pack in the direction of the opposite fold of the uppermost pair of leaves and between same; in combination 75 with a holder having on its inner face a pocket for the reception of the base-strip of said pack, and a transversely-extending turned-up portion at one end of said holder for holding the strip in position within said pocket; and 80 a hinged binder folding at right angles over said pack and holder, said binder having a flap, and a pocket at the edge of the holder for the reception of said flap as and for the purpose set forth. 85

4. The combination of a pack of integral zigzag-folded leaves arranged in pairs, a base-strip upon which said leaves are attached, a carbon-leaf secured at one edge of said base- 90 strip parallel to the lines of folding of said leaves, whereby it may be folded over the adjacent edge of the pack, and adapted when in position to automatically fold, successively, between the leaf pairs, as the leaves are with- 95 drawn, in combination with a holder, means for attaching said strip to the holder and means arranged at one end of said strip to hold said leaves in a flatwise position on said strip; and a binder folding at right angles 100 over said pack and holder, said binder having a flap portion, and a pocket at the edge of the holder for the reception of said flap, as and for the purpose set forth.

5. The combination with a pack of integral zigzag-folded leaves arranged in pairs, of a 105 base-strip upon which said leaves are mounted and to one end of which is anchored the underlying leaf only of the pack, and a carbon-leaf attached to one edge only of the base-strip and adapted to fold or be presented be- 110 tween the respective pairs of the folded leaves, substantially as described.

In testimony whereof I affix my signature in presence of two witnesses.

HENRY LOUIS HAUSSAMEN.

Witnesses:

J. F. DOUGLAS,
JOHN H. TRAVIL.