

No. 681,827.

Patented Sept. 3, 1901.

W. G. JACKSON.
HAIR CRIMPER.

(Application filed Jan. 22, 1901.)

(No Model.)

Fig. 1.

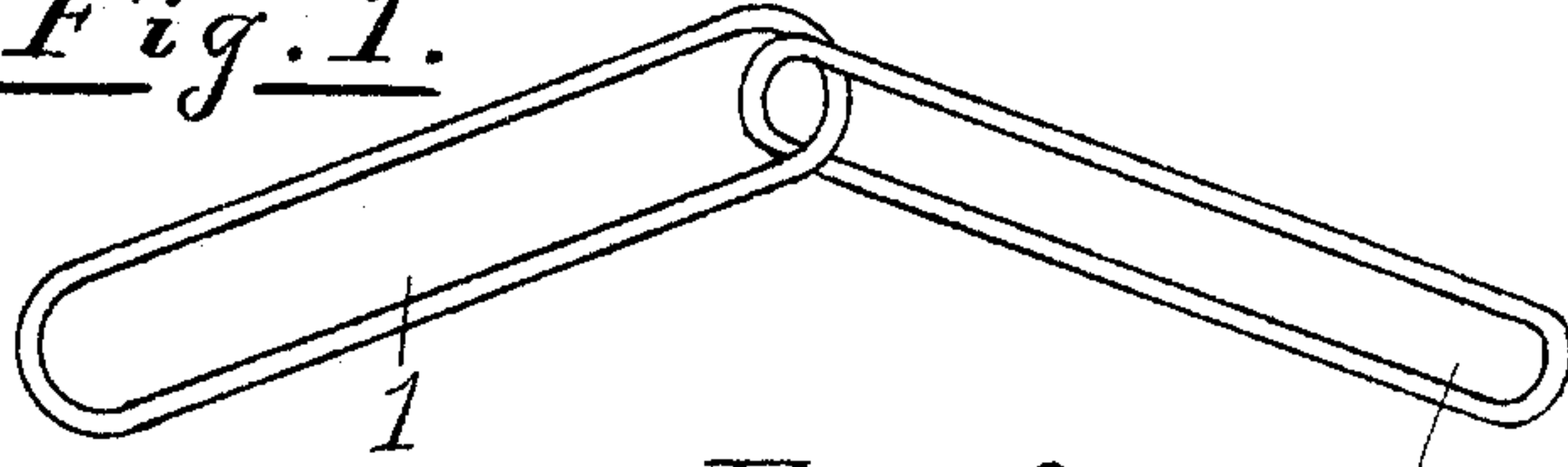


Fig. 2.

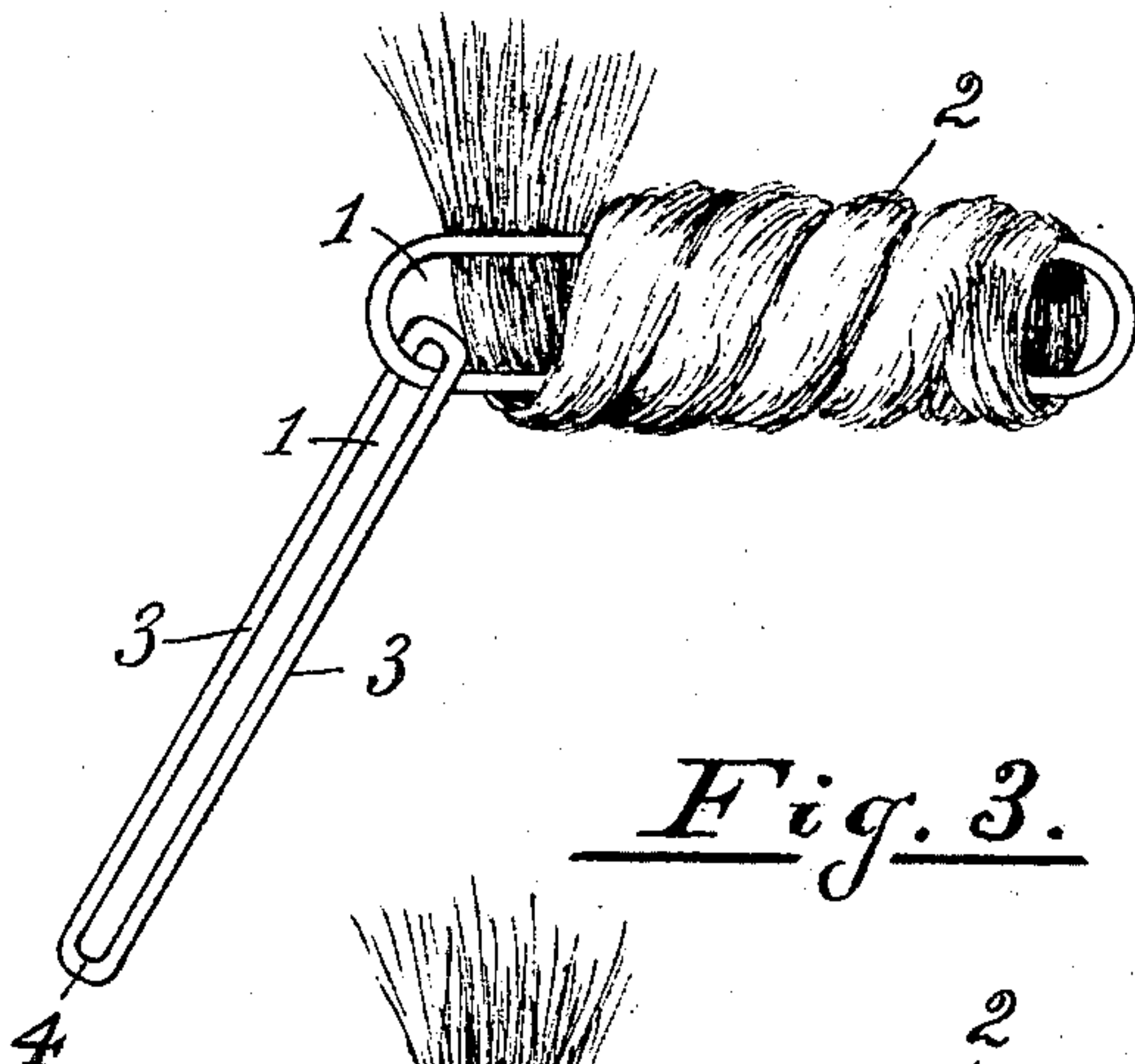


Fig. 3.

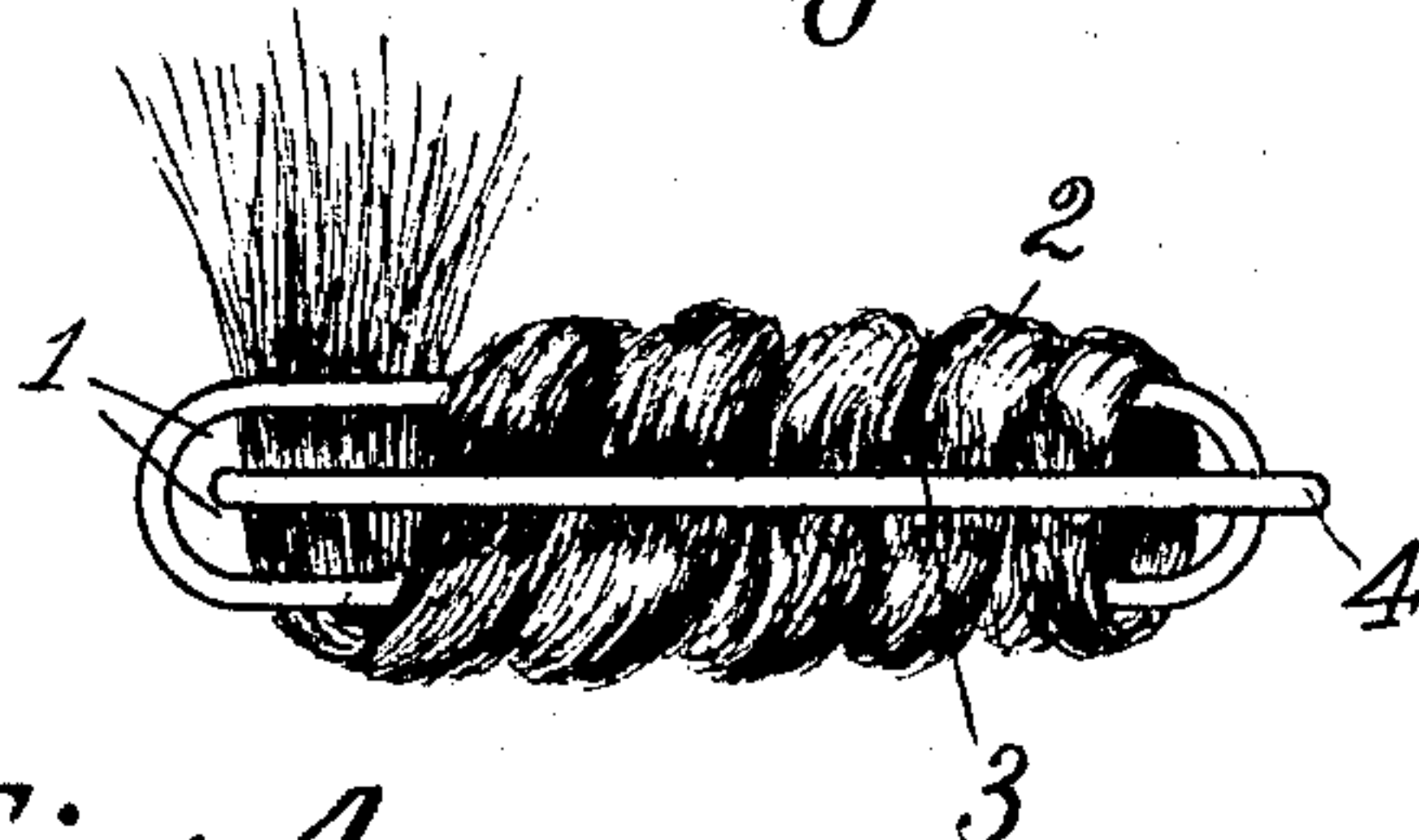


Fig. 4.

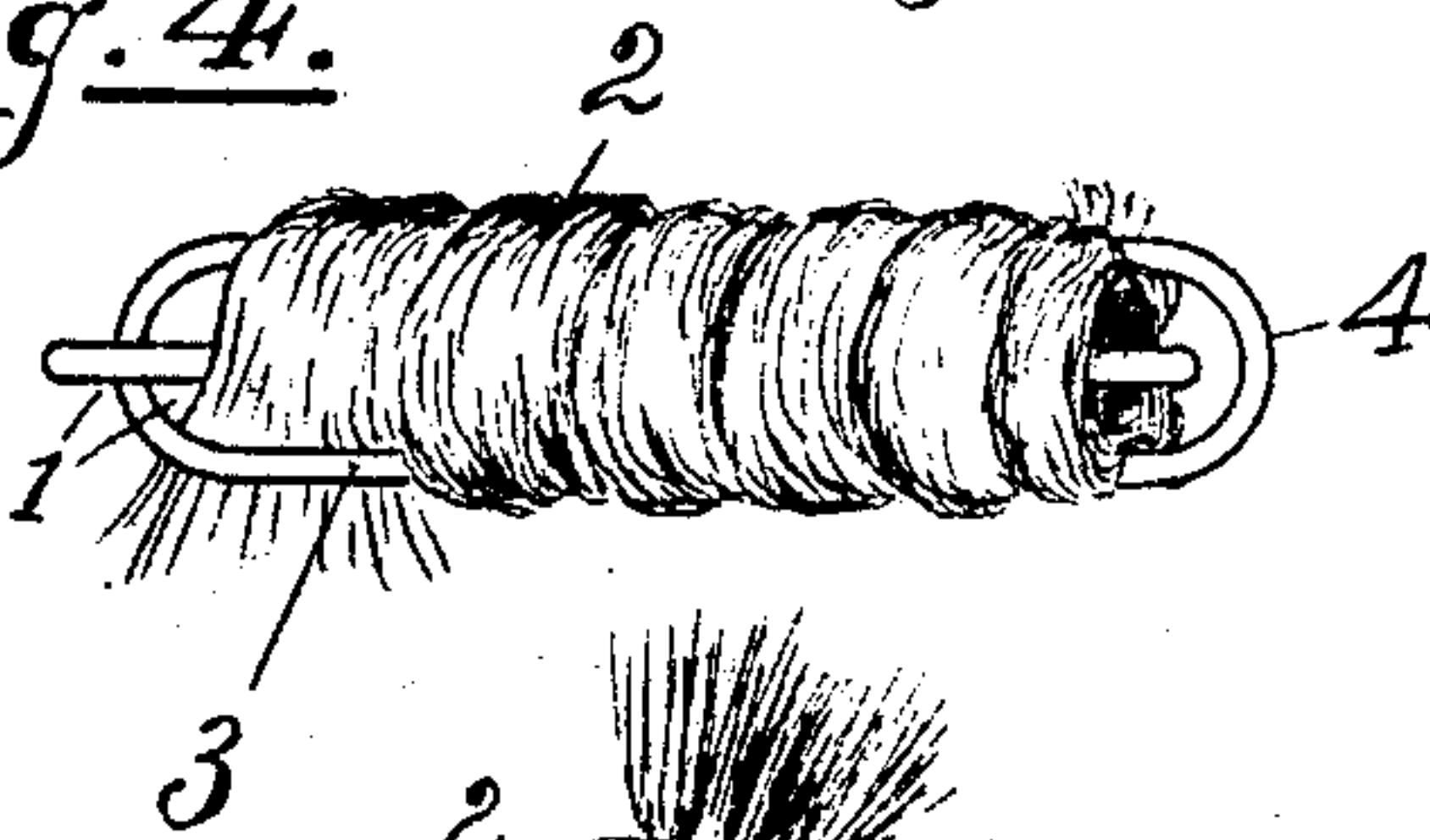


Fig. 6.

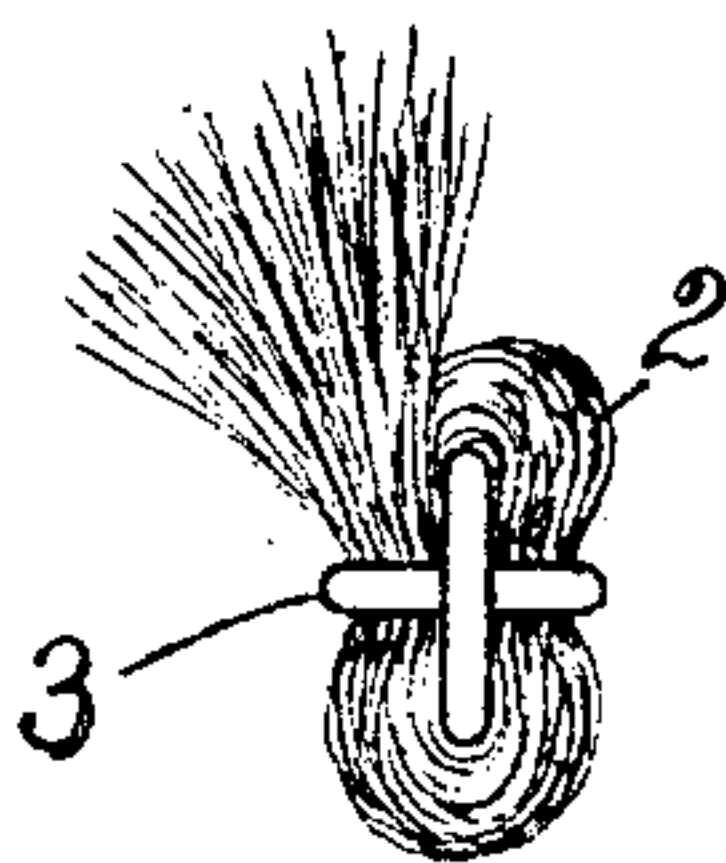


Fig. 7.

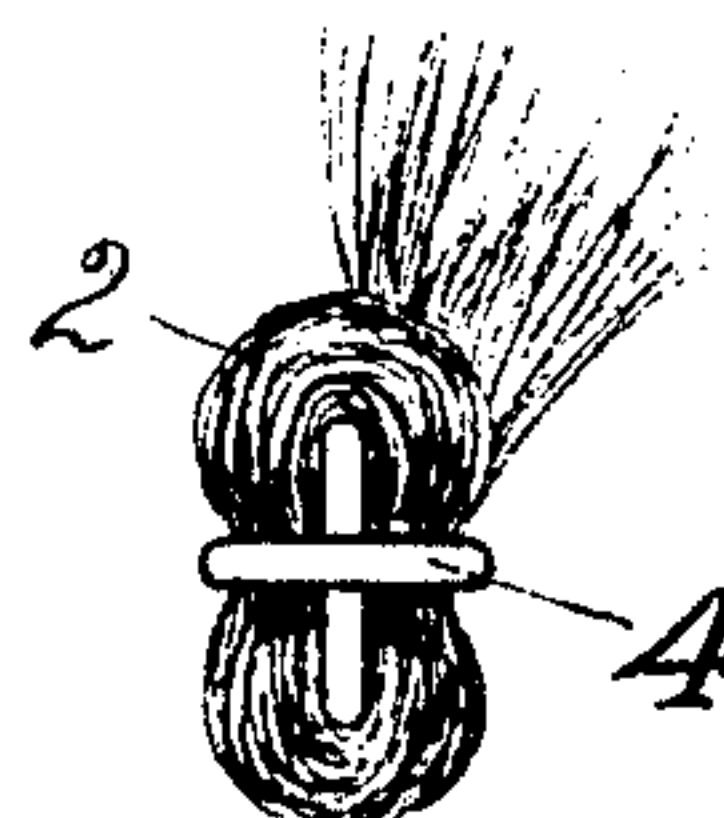
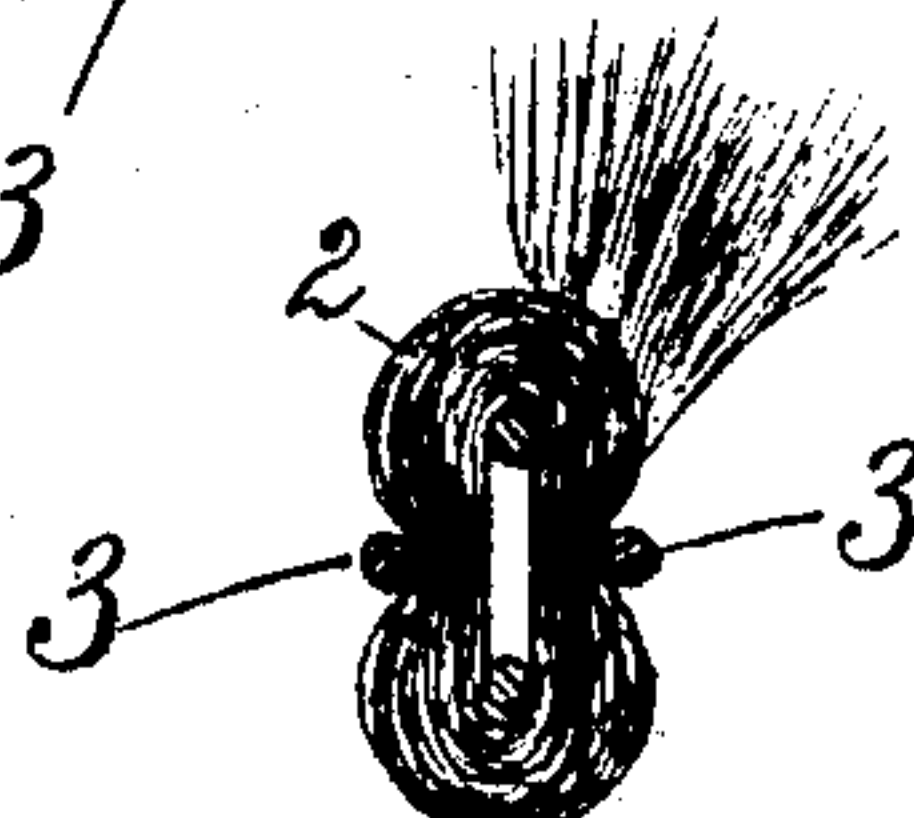


Fig. 5.



WITNESSES:

K. Lockwood Nevins.

J. A. Davis.

INVENTOR.

Wm. G. Jackson

BY

Francis M. Wright

ATTORNEY.

UNITED STATES PATENT OFFICE.

WILLIAM G. JACKSON, OF SAN FRANCISCO, CALIFORNIA, ASSIGNOR TO
L. H. MOISE, OF SAME PLACE.

HAIR-CRIMPER.

SPECIFICATION forming part of Letters Patent No. 681,827, dated September 3, 1901.

Application filed January 22, 1901. Serial No. 44,327. (No model.)

To all whom it may concern:

Be it known that I, WILLIAM G. JACKSON, a citizen of the United States, residing at San Francisco, in the county of San Francisco and State of California, have invented certain new and useful Improvements in Hair-Curlers, of which the following is a specification.

My invention relates to improvements in hair-curlers, the object of my invention being to provide a simple device of this character which can be sold very cheaply; which can be used as expeditiously as curl-papers or even more so, and which will be very durable and can be used repeatedly for an indefinite period.

My invention therefore resides in the novel construction, combination, and arrangement of parts for the above ends hereinafter fully specified; and particularly pointed out in the claim.

In the accompanying drawings, Figure 1 is a perspective view of my improved device. Fig. 2 is a view of the same, showing hair coiled thereon, but before the device has been locked to secure or fasten the hair. Fig. 3 is a similar view of the hair locked in a coil looking at the front thereof. Fig. 4 is a similar view looking at the under side thereof. Fig. 5 is a section on the line $x\ x$, Fig. 3. Fig. 6 is an end view of Fig. 3, showing the end on the left of said figure; and Fig. 7 is a similar view showing the end on the right.

Referring to the drawings, it will be seen that my improved device consists, essentially, of two somewhat long links 1 of a chain linked together, each link being of suitable length to correspond to the width of an ordinary curl when rolled thereon and

each link being of sufficient width to enable it to be passed over or around the curl when so rolled upon the other link.

In operation the curl shown at 2 is rolled to the desired length around either one of the links. While the curl is thus being held in position upon said link, the other link is brought over and down upon the curl, the two sides 3 of the link passing on each side of the curl, and the free end 4 of said second link is passed down upon and over the outer end of the first link. Said second link is passed down upon the curl to a sufficient distance to permit the hair thereof to spring out in front of said second link. The elasticity of the hair will cause it to bulge out in front of the second link after said second link has been passed down onto the curl to the required distance and will thus itself retain said link in position upon the first link.

My device may be made of various sizes to suit different persons, according to the length of the hair desired to be curled.

I claim—

A hair-curler comprising two links linked together, the other ends of said links being free, either link being of sufficient length to permit of a curl being coiled thereon, and of sufficient width to pass around or over said curl when so coiled upon the other link, substantially as described.

In witness whereof I have hereunto set my hand in the presence of two subscribing witnesses.

W. G. JACKSON.

Witnesses:

FRANCIS M. WRIGHT,
Z. A. DANIELS.