

No. 680,883.

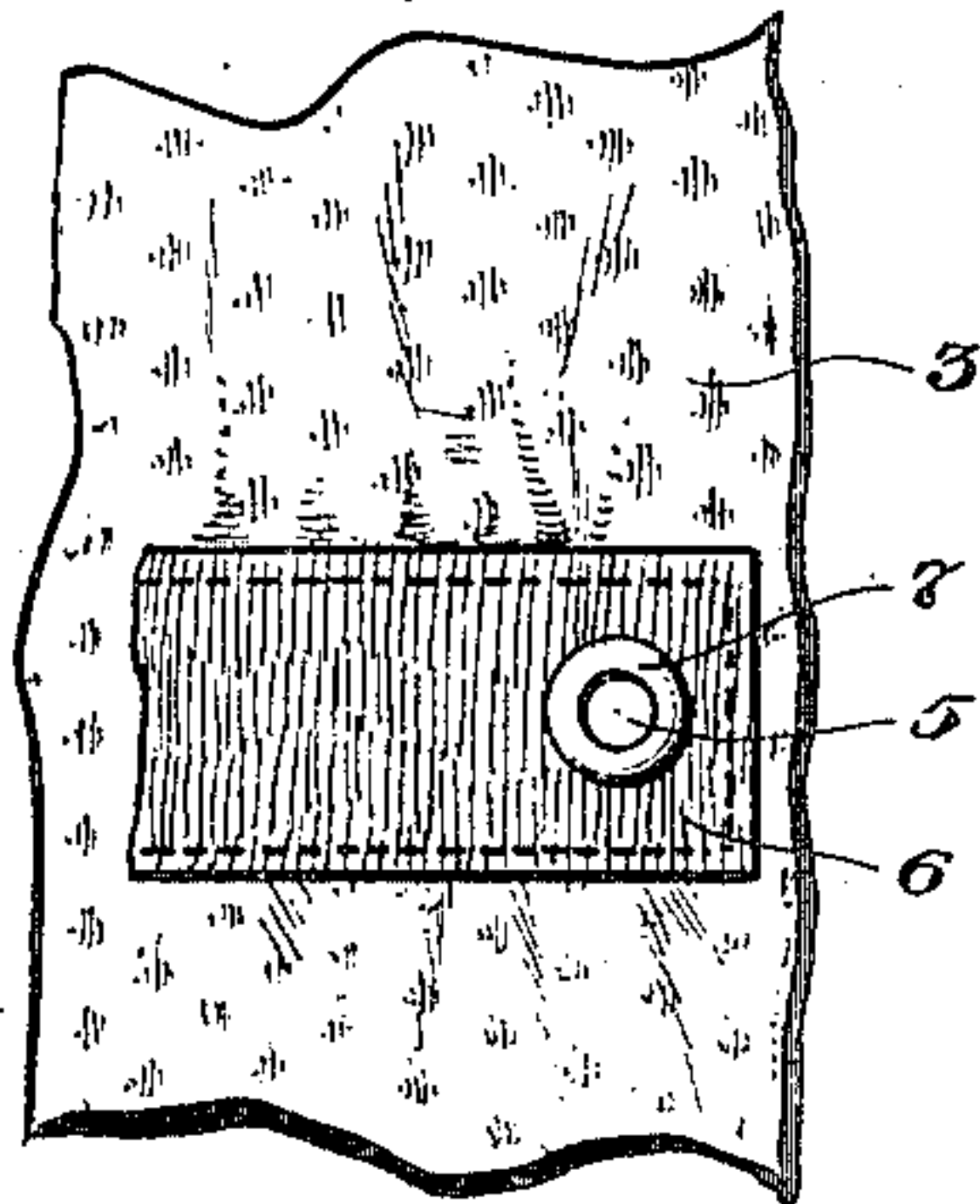
Patented Aug. 20, 1901.

J. C. McDONALD.  
SKIRT AND WAIST SUPPORTER.

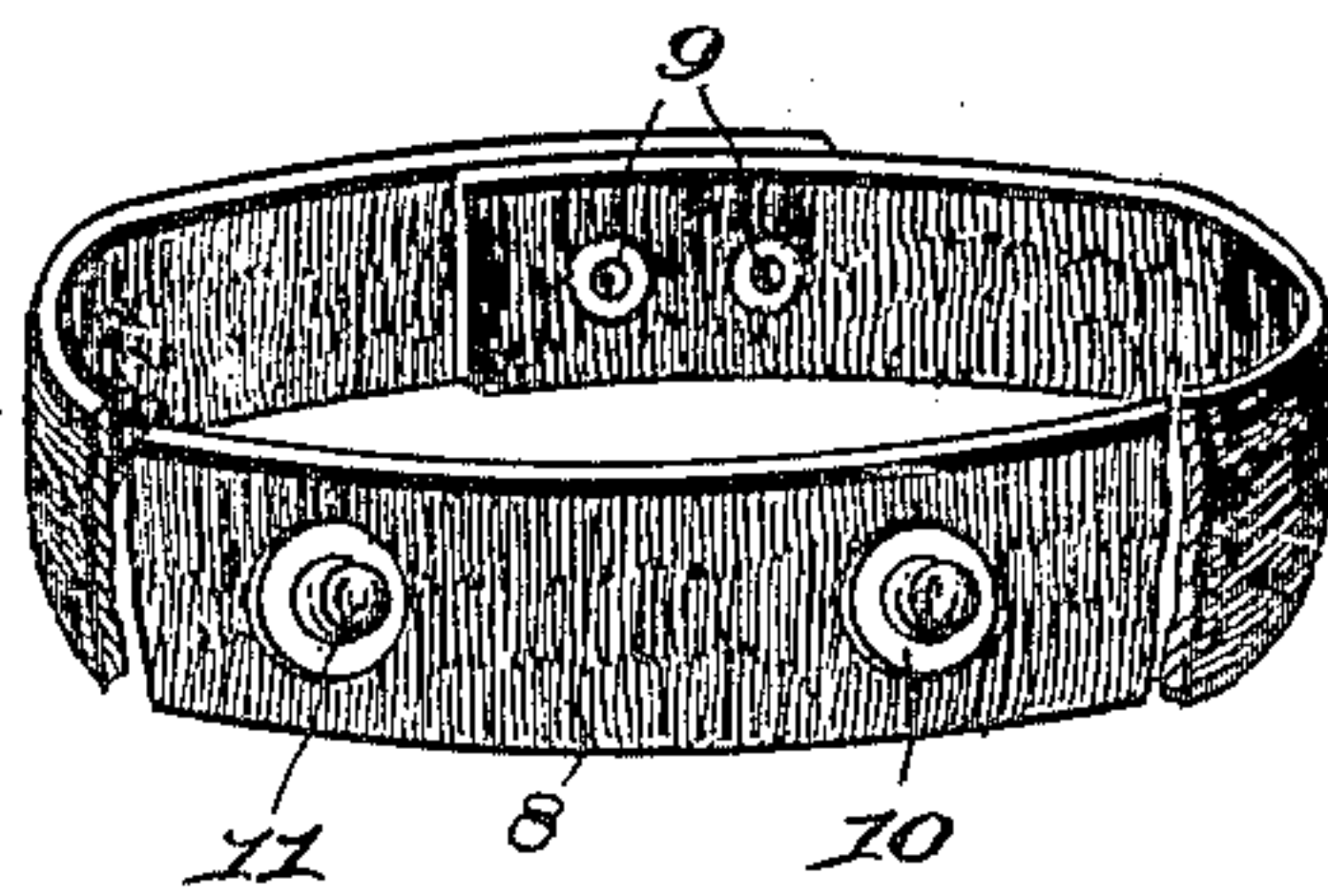
(Application filed Sept. 8, 1900.)

(No Model.)


*Fig. 1.*



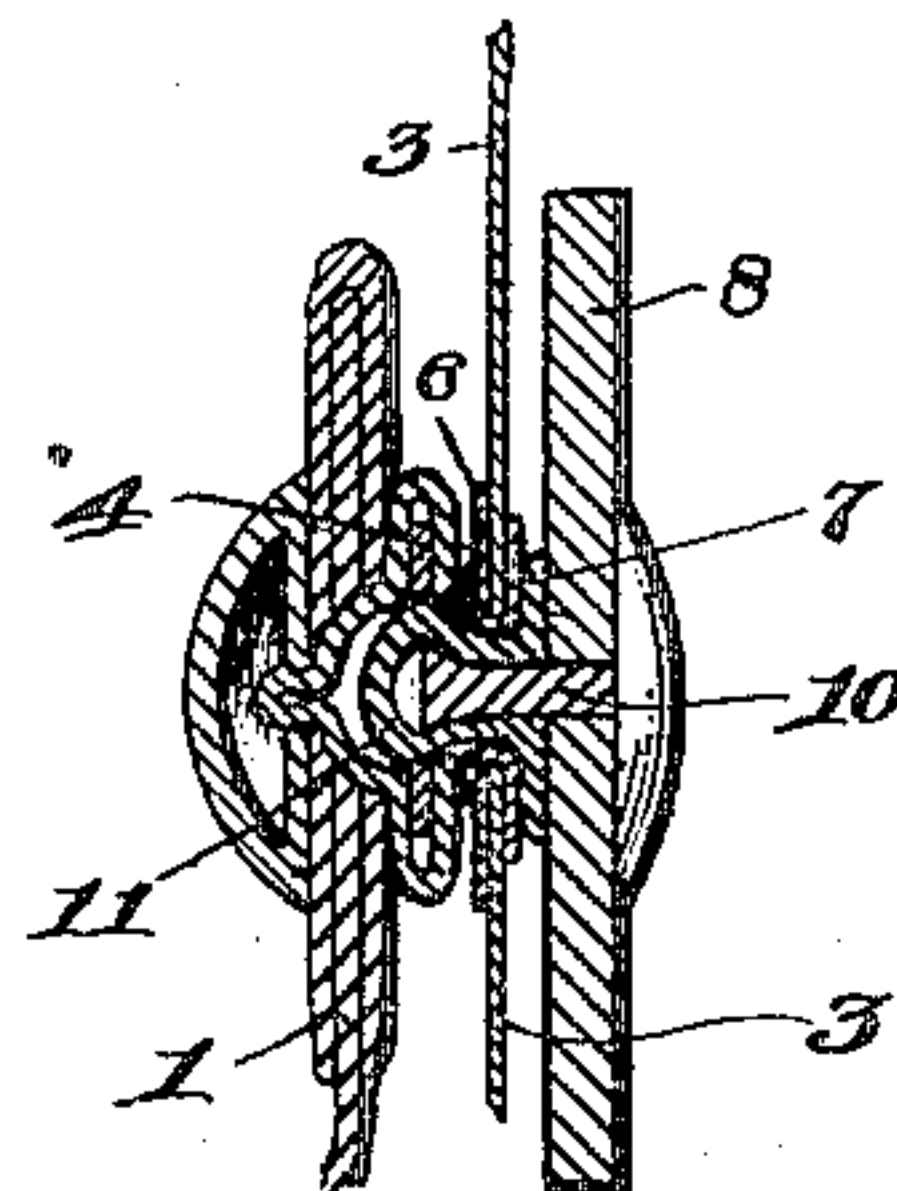
*Fig. 2.*




*Fig. 4.*



*Fig. 3.*



*Fig. 5.*



Witnesses  
*L. D. Dondero*  
*Chas. S. Hoyer*

*J. C. McDonald* Inventor  
by *C. A. Snow & Co.*  
Attorneys



# UNITED STATES PATENT OFFICE.

JAMES C. McDONALD, OF DAVENPORT, IOWA.

## SKIRT AND WAIST SUPPORTER.

SPECIFICATION forming part of Letters Patent No. 680,883, dated August 20, 1901.

Application filed September 8, 1900. Serial No. 29,456. (No model.)

*To all whom it may concern:*

Be it known that I, JAMES C. McDONALD, a citizen of the United States, residing at Davenport, in the county of Scott and State of Iowa, have invented a new and useful Skirt and Waist Supporter, of which the following is a specification.

This invention relates to a skirt and waist supporter; and the object of the same is to provide simple and effective means for keeping the back portion of a waist down in place and connecting a skirt thereto at the location of the placket and to have the several parts so located in relation to each other that they may be easily manipulated and by the particular application hereinafter set forth preventing either garment from becoming torn or otherwise injured.

The invention consists in the construction and arrangement of the several parts, which will be more fully hereinafter described and claimed.

In the drawings, Figure 1 is a perspective view of a female figure looking toward the rear and illustrating the upper portion of the skirt open to expose a portion of the improved fastening and supporter arrangement. Fig. 2 is an elevation of a portion of a waist looking toward the inner side thereof. Fig. 3 is a similar view of the upper portion of a skirt looking toward the inner side thereof. Fig. 4 is a detail perspective view of an inside auxiliary fastening-belt shown broken away. Fig. 5 is a transverse vertical section of portions of connected garments and the fastening means.

Similar numerals of reference are employed to indicate corresponding parts in the several views.

The numeral 1 designates a skirt having the usual placket 2, and 3 is a waist of the ordinary shirt or other pattern. The waistband of the skirt adjacent the placket has two sockets 4 therein, one on each side of the placket-opening, and the waist 3 at the back has two openings 5 therein at the back the same distance apart as the said sockets 4. The openings 5 continue through a reinforce-strip 6, sewed to the inside of the waist, and to bind the said openings and prevent them from tearing out metal eyelets 7 are

employed. The eyeleted openings and the reinforce-strip are below the line of application of the upper edge of the waistband of the skirt, so that they will be hidden, and inside of the waist a belt 8 is located around the body of the wearer over the garment or article of wearing-apparel next to the waist. This belt is preferably connected at the front by ball-and-socket fastenings 9, and at the rear are two ball members 10, having shanks or necks 11, which are longer than ordinary devices of this character. These members 10 are spaced apart a distance equal to the eyeleted openings in the waist and extend through the latter and articulate with the sockets 4 in the waistband of the skirt.

In applying the garments embodying the improved supporting and fastening means the belt is first placed in position and thereover the waist is drawn and the ball members 10 are forced through the eyeleted openings in the waist. The skirt is next applied and the one socket 4 thereof is snapped over the one projecting ball member and afterward the placket is closed and secured by engagement of the other socket with the remaining ball member. It will be seen that by the improved construction the waist will be held well down in place at the rear that a reliable support and placket-fastening for the skirt result. The reinforce and metallic eyelets provide a strong and durable structure capable of withstanding the weight and dragging strain of the skirt at the rear without injury to the waist.

Changes in the form, size, and proportions may be resorted to without departing from the principle of the invention, and it will be seen that the cost of applying the improvements is immaterial in view of the resultant advantages.

Having thus described the invention, what is claimed as new is—

The combination of a belt made of a single piece of freely-flexible material adapted to be separately connected at the front and having studs projecting outwardly from opposite sides of the center of the back portion, the said studs having extra-long shanks, a waist for application over the said belt and provided with a fabric-reinforce extending longitudi-

nally of the waist-line of the waist across the center of the back and permanently secured to the inner side of the back, said reinforce being freely bendable and movable with the  
5 material of the waist and having therein and in adjacent portions of the waist on opposite sides of the center metal-bound openings for passage therethrough of the studs on the back of the belt, and a skirt having sockets  
to on the inner side of the upper portion there-

of at the back to removably engage said projected studs.

In testimony that I claim the foregoing as my own I have hereto affixed my signature in the presence of two witnesses.

JAMES C. McDONALD.

Witnesses:

GEORGE F. PEPPER,  
VICTOR S. SITTIG.