

No. 679,783.

Patented Aug. 6, 1901.

J. RILEY.
SUSPENDER END.

(Application filed Jan. 30, 1901.)

(No Model.)

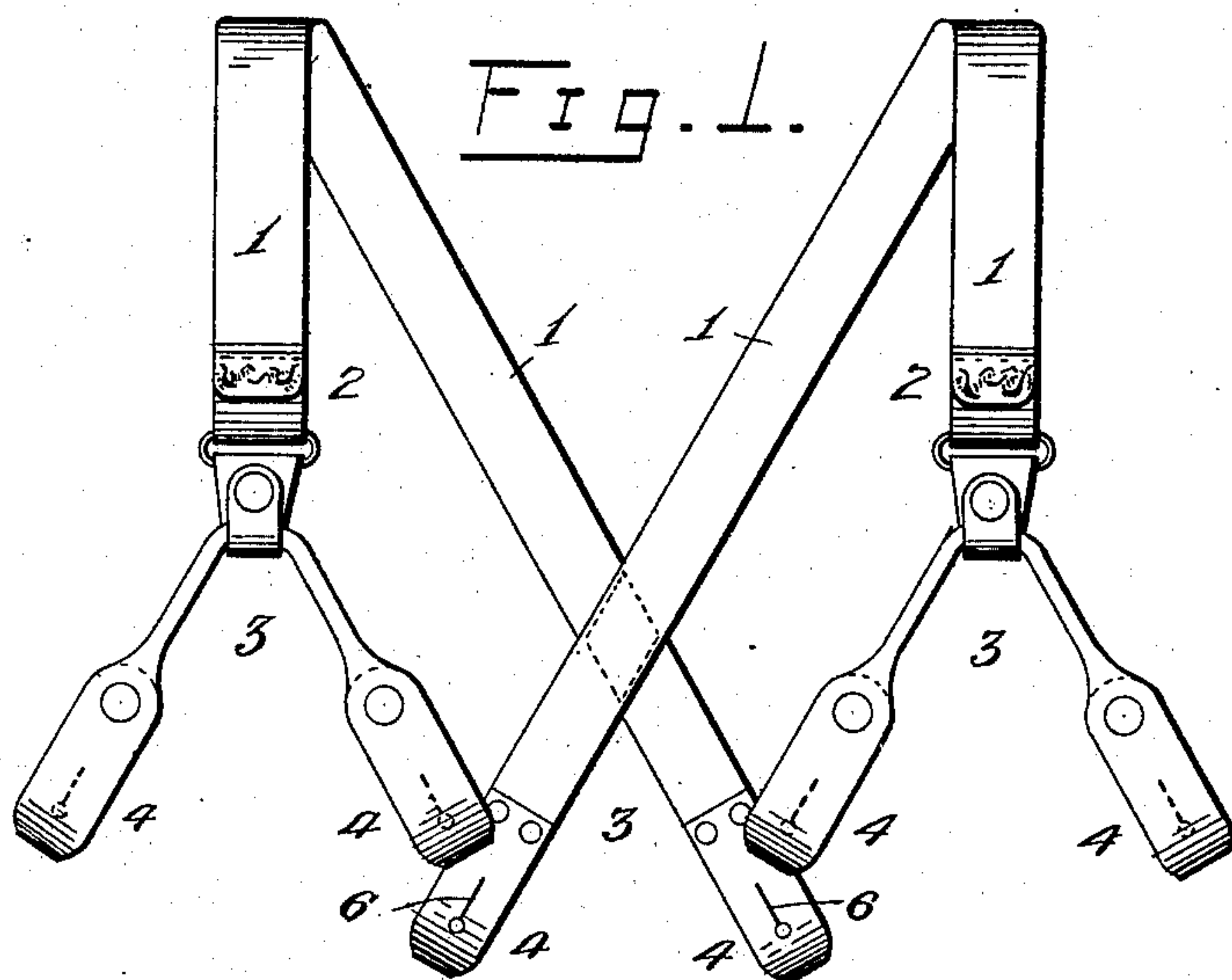


Fig. 2.

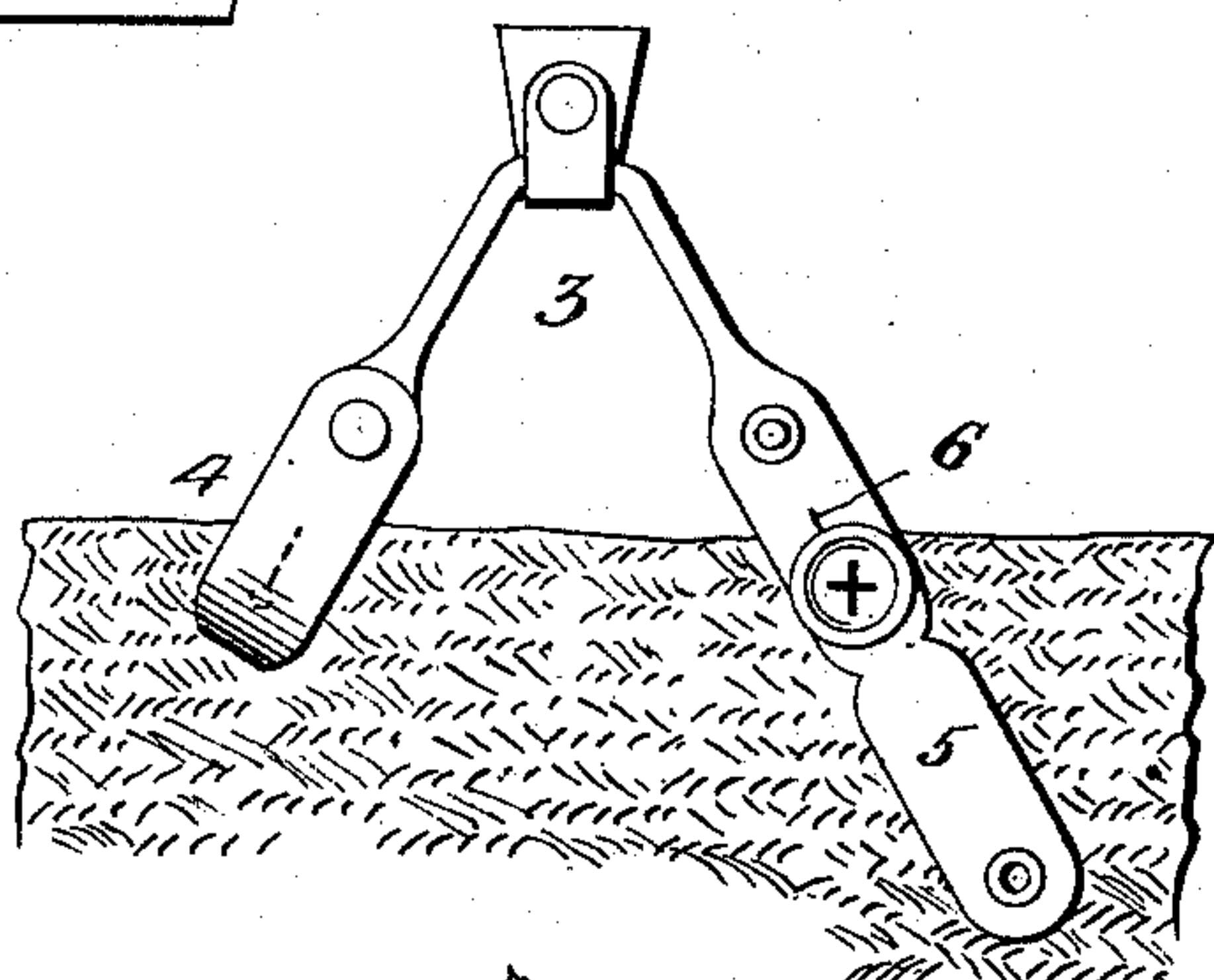


Fig. 3.

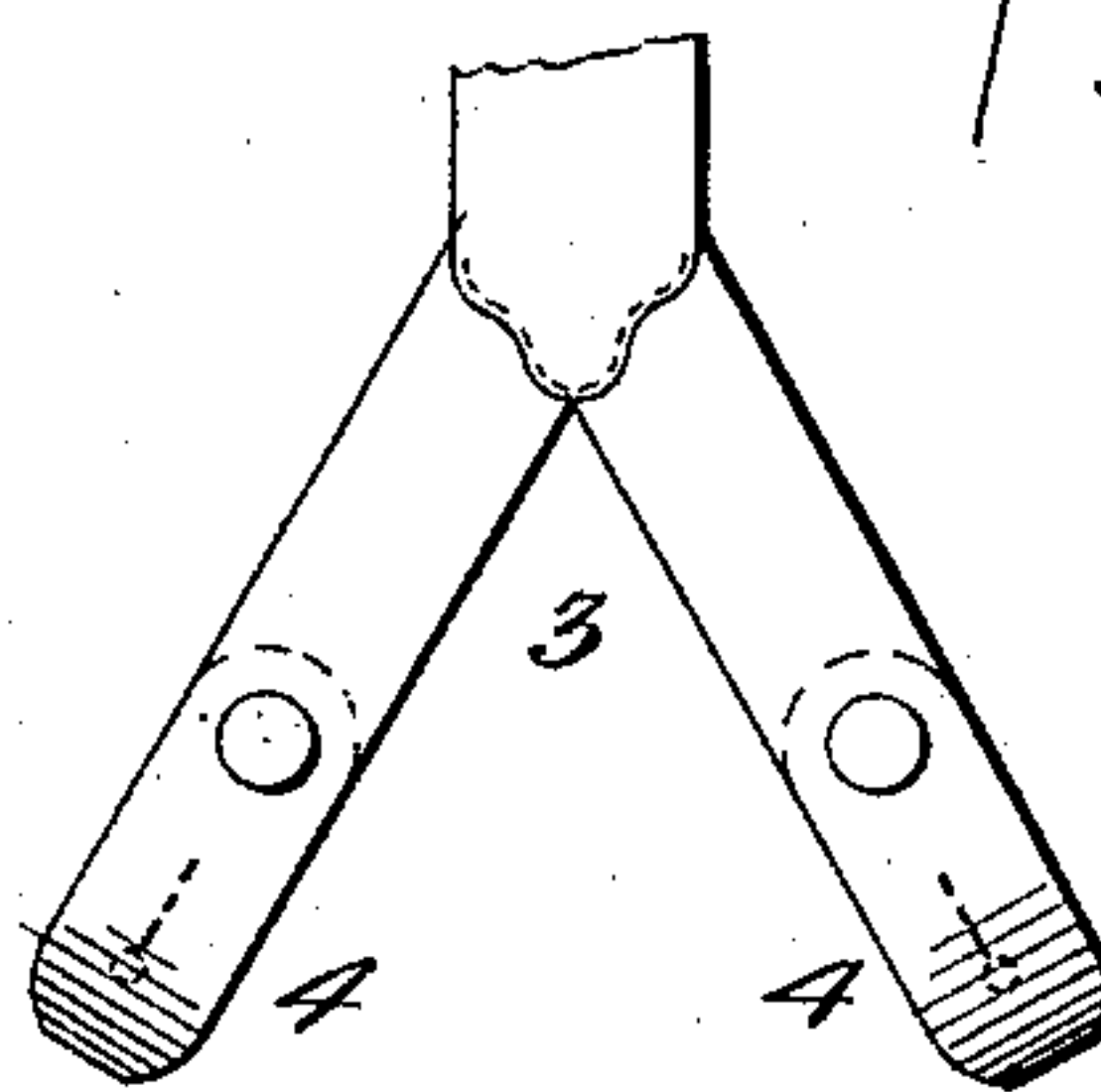


Fig. 4.

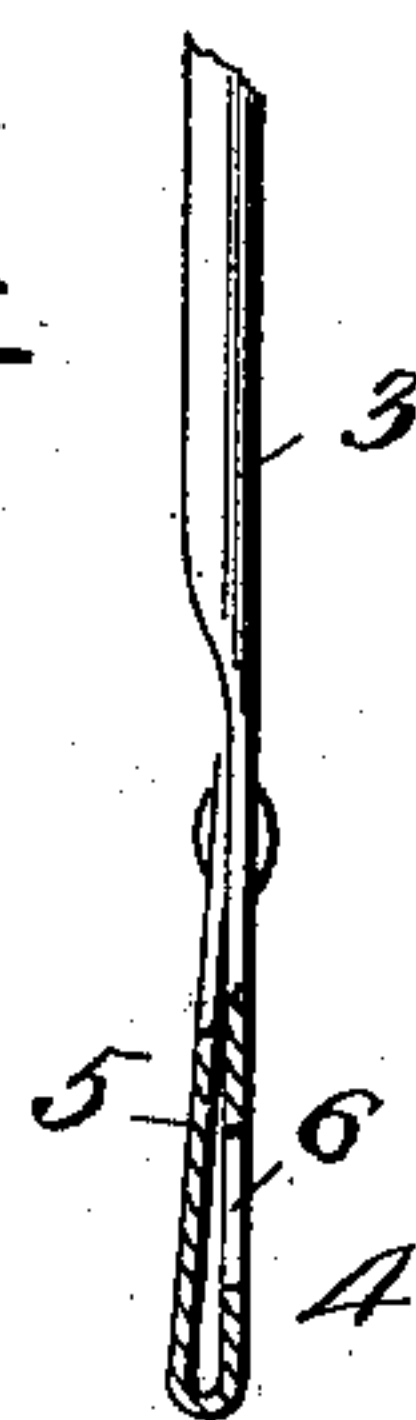


Fig. 5.

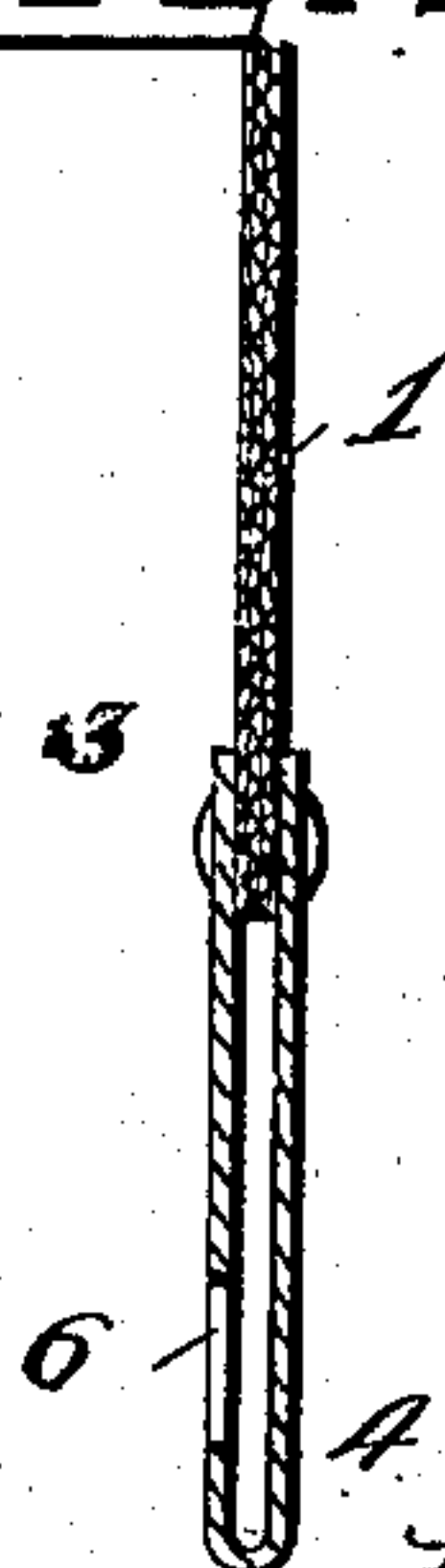
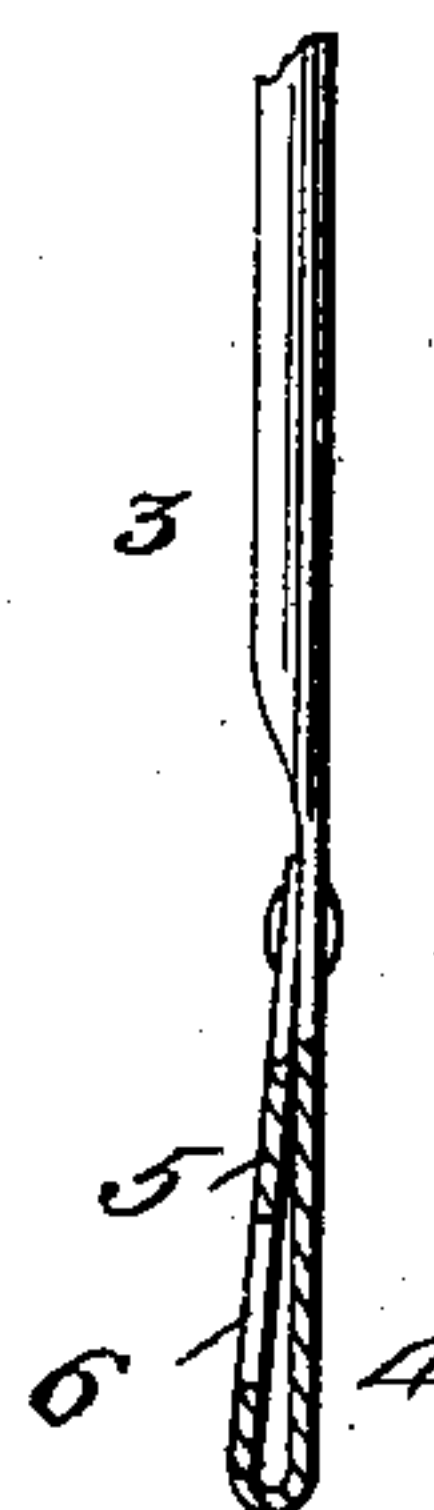


Fig. 6.



WITNESSES

E. C. Ruffy

C. H. Ruffy

INVENTOR

John Riley

C. H. Ruffy

att.

UNITED STATES PATENT OFFICE.

JOHN RILEY, OF GREENCASTLE, INDIANA.

SUSPENDER-END.

SPECIFICATION forming part of Letters Patent No. 679,783, dated August 6, 1901.

Application filed January 30, 1901. Serial No. 45,379. (No model.)

To all whom it may concern:

Be it known that I, JOHN RILEY, a citizen of the United States, residing at Greencastle, in the county of Putnam and State of Indiana, have invented certain new and useful Improvements in Suspenders-Ends; and I do hereby declare the following to be a full, clear, and exact description of the invention, such as will enable others skilled in the art to which it appertains to make and use the same.

My invention relates to "suspenders," but more particularly to the ends thereof, and has for its object to provide a suspender-end which will effectually hide the suspender-button on the trousers and at the same time protect the lining of the vest from the wear and tear occasioned by the constant rubbing of the suspender-buttons.

With this object in view my invention consists in the novel arrangement of the suspender-end, which will be hereinafter fully described and afterward more specifically pointed out in the appended claim.

Referring to the accompanying drawings, Figure 1 is an elevation of a pair of suspenders provided with my improvement. Fig. 2 shows my suspender-end attached to trousers, one of the loops or guards 5 being detached to show the arrangement. Fig. 3 shows a flat strap provided with my improvement. Fig. 4 is a fragmentary view, the extreme end portions being in section, showing the buttonhole in the strap proper. Fig. 5 is a fragmentary view, the extreme end portion being in section, showing the buttonhole in the loop or guard portion. Fig. 6 shows my improved end attached to webbing, as is generally the case with the rear ends.

Like numerals of reference indicate like parts throughout the several figures, in which—

1 is the suspender-webbing, provided with the ordinary buckle 2.

3 is the suspender-strap, having the ends 4, said ends being formed by bringing the material up and against itself and fastening the same at the top of the loop or turned-up portion 5, either permanently or by any suitable detachable fastening similar to the ordinary glove-fastening. This loop portion 5

may be either turned and brought up on the inside or outside of the strap proper, as shown in Figs. 4 and 5. When the strap is turned up against itself on the inside, the buttonhole 6 is made in said loop or turned-up portion, and the strap proper forms a guard which securely covers and hides the button. When the strap is turned up against itself on the outside, the buttonhole 6 is made in the strap proper, and the loop or turned-up portion forms the guard which securely covers and hides the button, as shown in Fig. 2. The advantages of this arrangement are obvious, as the strap and guard are integral, which increases greatly the strength of the entire arrangement, while at the same time the device can be manufactured as easily as the ordinary existing suspender.

When it is desired to wear a belt, the same may be inserted between the guard or loop portion and the end proper by lengthening the same, thus providing efficient belt-straps and always securely holding the belt in position.

Having thus described my invention, I do not wish to be understood as limiting myself to the exact construction herein set forth, as various slight changes might be made therein which would fall within the limit and scope of my invention, and I do not wish to limit myself to any particular form or shape of suspender strap or end or the material out of which the same is made, and I consider myself entitled to any changes in form and material; but

What I claim as new, and desire to secure by Letters Patent of the United States, is—

As an article of manufacture a suspender-end provided with a buttonhole therein, and having a portion of its material turned up and against itself and provided with means for detachably securing said turned-up portion in position independent of said buttonhole, substantially as described.

In testimony whereof I affix my signature in presence of two witnesses.

JOHN RILEY.

Witnesses:

MYRTLE BROOKS,
GEO. E. BLAKE.