

No. 679,122.

Patented July 23, 1901.

A. HENNING.
GARMENT SUPPORTER.
(Application filed Oct. 27, 1900.)

(No Model.)

Fig. 1.

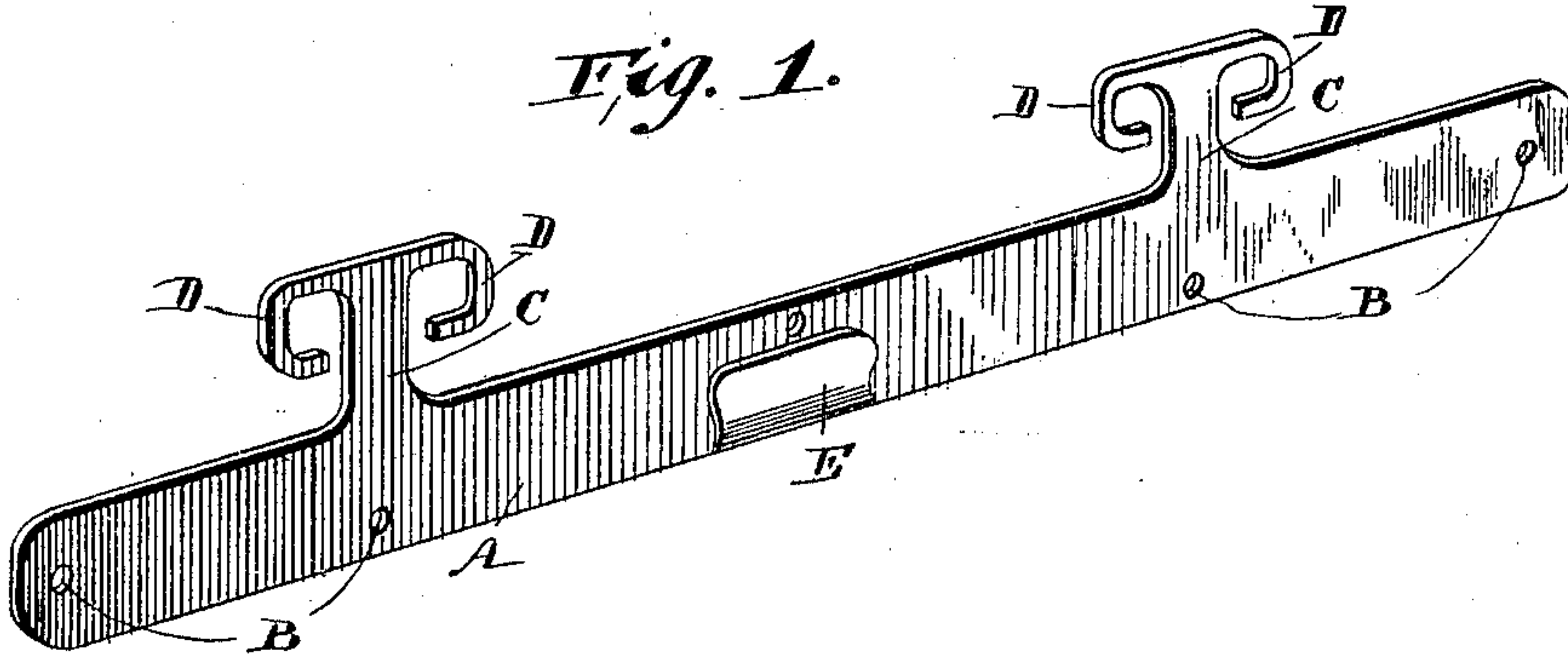


Fig. 2.

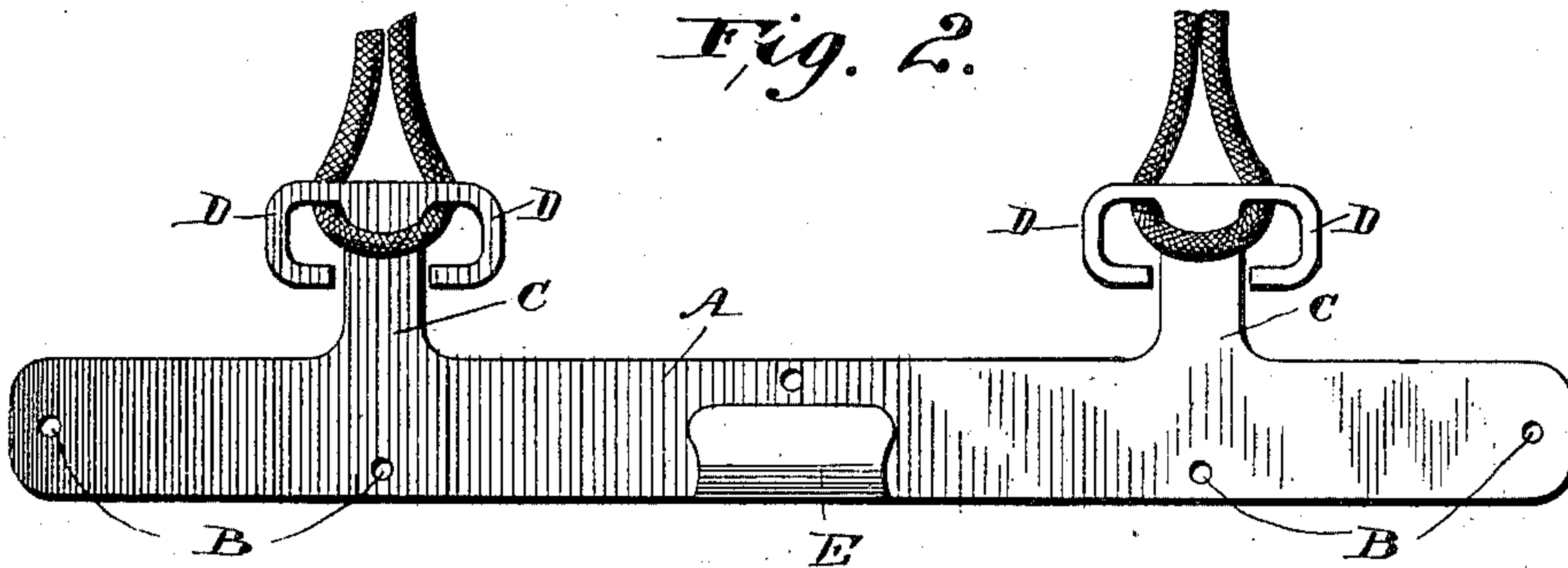


Fig. 3.


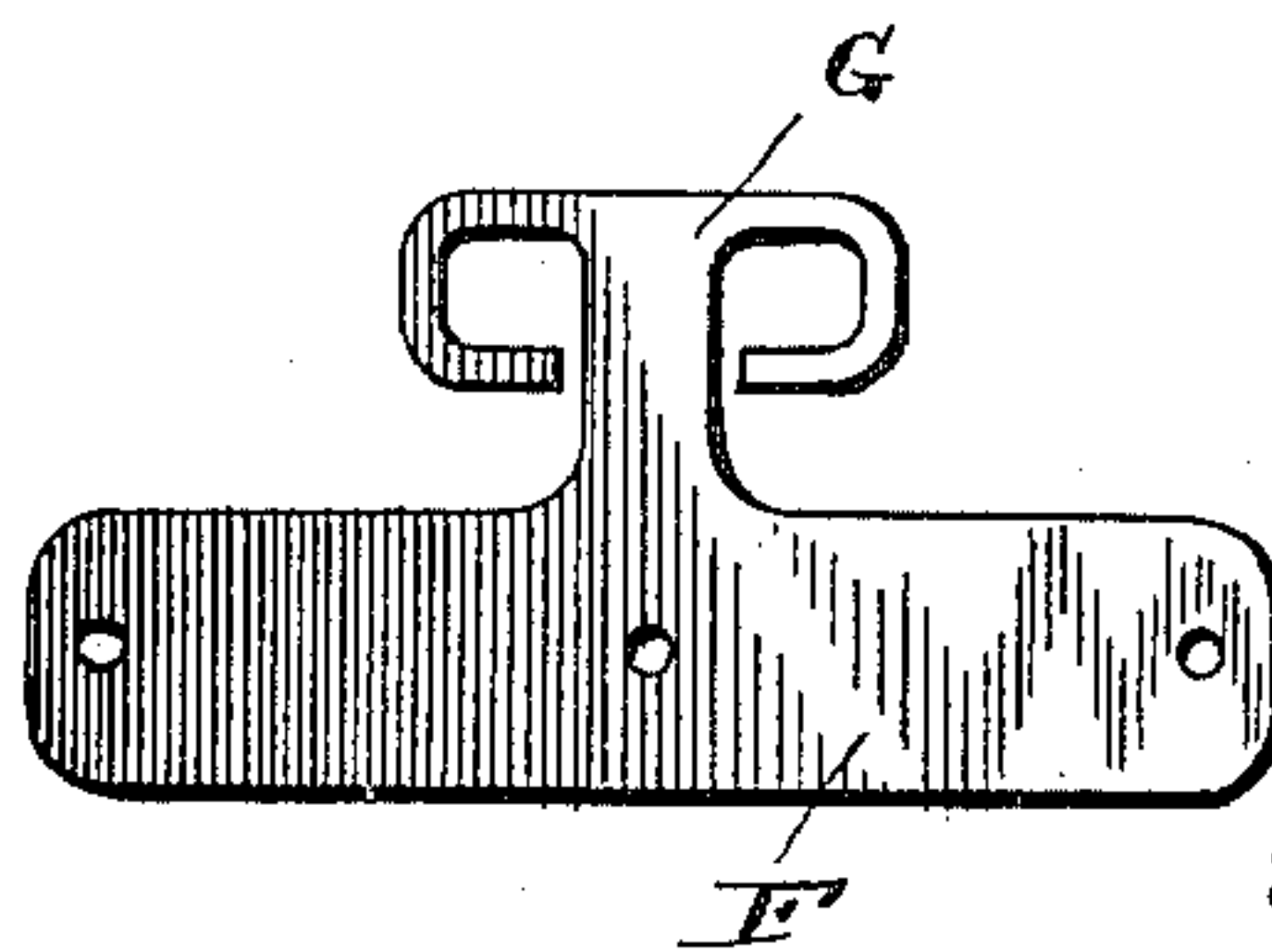


Fig. 4.



Inventor

Augusta Henning
by *Thurman*
Attorneys

Witnesses

H. W. Walmsley
Clarence Shaw

UNITED STATES PATENT OFFICE.

AUGUSTA HENNING, OF PERTH AMBOY, NEW JERSEY.

GARMENT-SUPPORTER.

SPECIFICATION forming part of Letters Patent No. 679,122, dated July 23, 1901.

Application filed October 27, 1900. Serial No. 34,626. (No model.)

To all whom it may concern:

Be it known that I, AUGUSTA HENNING, a citizen of the United States, residing at Perth Amboy, in the county of Middlesex and State of New Jersey, have invented a new and useful Garment-Supporter, of which the following is a specification.

This invention relates to improvements in garment-supporters; and the object is to provide a simple and improved construction of supporter, specially adapted for supporting trousers, which may be permanently attached to the garment, so as to permit the ready attachment of the suspenders thereto and their removal therefrom.

With the above object in view the invention consists in the novel features of construction hereinafter fully described, particularly pointed out in the claim, and clearly illustrated by the accompanying drawings, in which—

Figure 1 is a perspective view of a supporting device embodying my invention; Fig. 2, a face view of the same, showing the suspender-tabs attached thereto; Fig. 3, a sectional view showing the supporter applied to a garment, and Fig. 4 a face view of one of the supporters used at the back of the trousers.

Referring now more particularly to the drawings, A designates a strip of flexible material constituting the body of the supporter and formed with perforations B at intervals thereon, so that it may be attached to the trousers by sewing, it being preferably positioned between the cloth and the lining. Extending upwardly from the upper edge of the strip are devices to receive the tabs of the suspenders, each device consisting of a central shank C, formed on opposite sides with downwardly and inwardly curved arms D. These attaching devices for the suspender-tabs are formed integral with the strip A, as illustrated. The tabs of the suspenders

may be readily placed upon the shanks C and positioned in the hooks D. The two attaching devices carried by each strip are positioned the proper distance apart to receive the two tabs of each strap of the suspenders. The strip has formed integral with its lower edge a centrally-disposed board-hook E for the purpose of supporting the undergarment.

The supporters at the back of the trousers are made slightly different from those above described, which are to be applied at the sides, said back supporters being formed of a short strip F, carrying a single attaching device G, of the same construction as one of the attaching devices before described, and designed to receive one of the tabs of the rear strap of the suspenders. One of these supporters for the back portion of the trousers is attached to the trousers on each side of the opening therein.

From the above description it will be seen that I have produced an exceedingly simple construction of supporter which may be readily applied to the trousers to permit of the convenient attachment to and removal of the suspenders therefrom. It will be understood that the supporter may be used in other connections, and I do not limit the same to use in connection with trousers.

Having thus fully described my invention, what I claim as new, and desire to secure by Letters Patent of the United States, is—

A garment-supporter comprising a plate having a hook formed thereon consisting of a central shank having oppositely-disposed hooks at its outer ends, the bills of which are turned inwardly and terminate in close proximity to the shank, substantially as described.

AUGUSTA HENNING.

Witnesses:

LARS C. U. KRÖGGER, Jr.,
MORGAN FOSTER LARSON.