

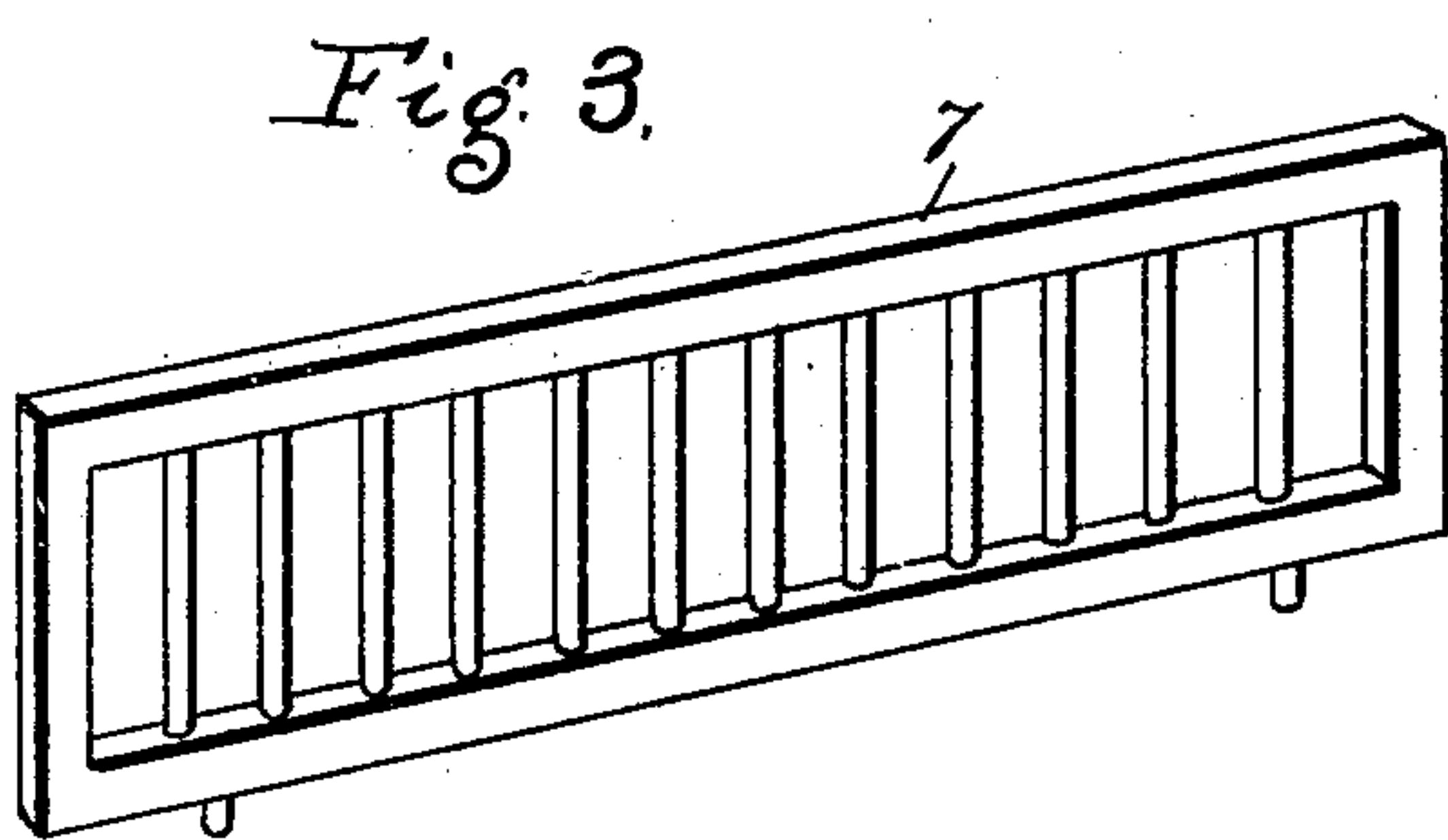
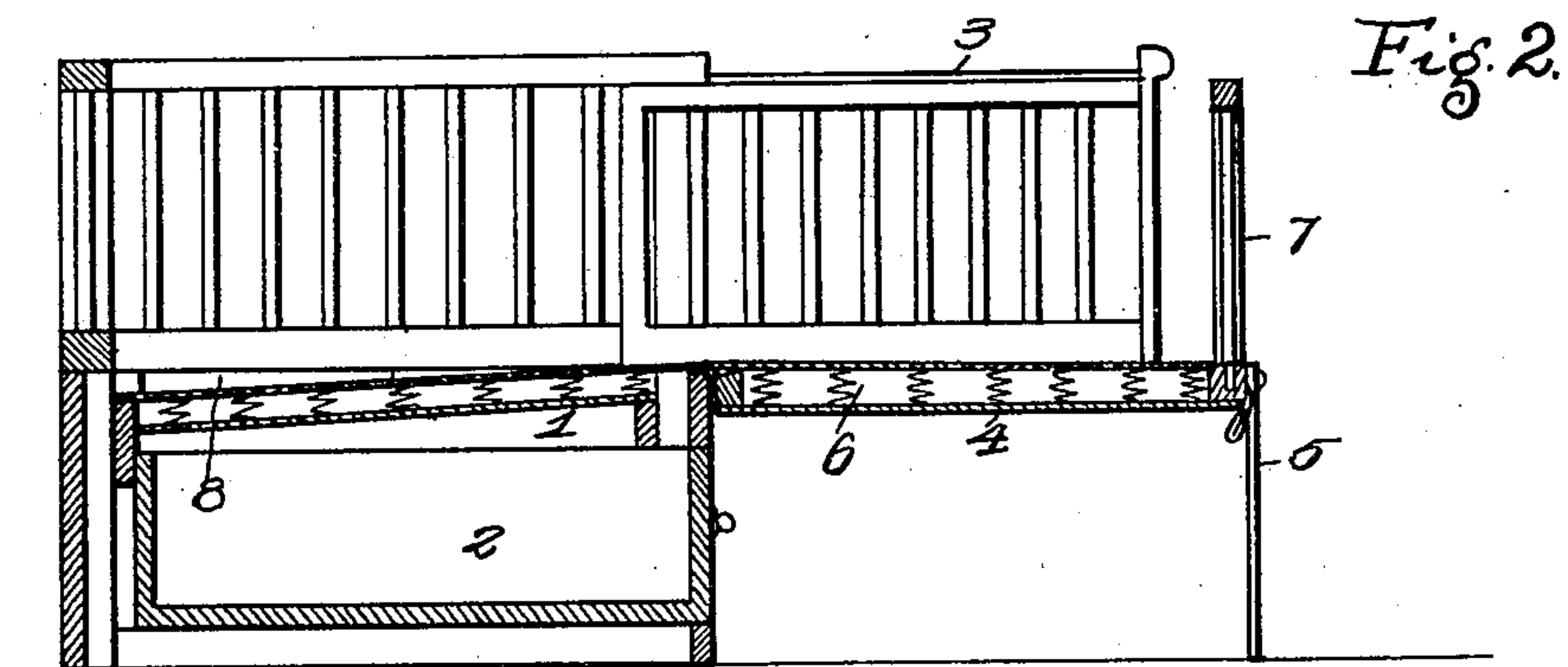

No. 677,717.

Patented July 2, 1901.

G. M. THOMURE.  
BED LOUNGE.

(Application filed Jan. 21, 1901.)

(No Model.)



Witnesses  
D. Wiegand  
A. Schmitt

George M. Thomure Inventor

By L. O. Rain Atty

# UNITED STATES PATENT OFFICE.

GEORGE M. THOMURE, OF ST. LOUIS, MISSOURI.

## BED-LOUNGE.

SPECIFICATION forming part of Letters Patent No. 677,717, dated July 2, 1901.

Application filed January 21, 1901. Serial No. 44,007. (No model.)

*To all whom it may concern:*

Be it known that I, GEORGE M. THOMURE, a citizen of the United States, residing at 3955 St. Ferdinand avenue, in the city of St. Louis, State of Missouri, have invented certain new and useful Improvements in Bed-Lounges; and I do declare the following to be a full, clear, and exact description of the invention, such as will enable others skilled in the art to which it appertains to make and use the same, reference being had to the accompanying drawings, and to the figures of reference marked thereon, which form a part of this specification.

This invention relates to improvements in a bed-lounge; and it consists in the novel arrangement, construction, and combination of parts, as will be more fully hereinafter described, and set forth in the claim.

One object of this invention is to construct a device which can be used as an ordinary sofa or lounge or be converted into a bed or child's crib with perfect ease.

Another object is the arrangement of the slides and foot-rail by which the entire device can be inclosed.

Referring to the drawings, Figure 1 is a perspective view of my invention when used as a sofa or lounge, showing one of its rails partly extended. Fig. 2 is a vertical cross-sectional view of the device when extended as a bed or crib. Fig. 3 is a detail perspective view of the foot-rail removed.

In the construction of the device as shown I provide a base 1, forming the body and formed in box design, in which I provide drawers 2, in which bedclothing or similar articles may be placed to be concealed while the device is in couch form. The sides and rear of the body project upwardly and are formed into a spindled railing of any fanciful configuration, and in each side are adjustably carried extension-rails 3, which operate in suitable grooves and guideways.

The seat or cushion portion 4 is suitably hinged to the front portion of the base and provided on its free end with pivotal legs 5, being so arranged as to be folded out of view when the seat is closed, as shown in Fig. 1.

Both sections of the device are provided with suitable bed-bottom and springs 6, which may be of any design and construction.

Upon the free end of the seat I place a foot-rail 7, securing the same thereto by means of dowels or hinges, and the same when folded or removed is adapted to rest in the space 8, which is below the lower rail of the side rails, and upon the top of the rear portion of the cushion 4, the front portion of said cushion being folded back upon said rail 7 when my invention is a sofa or lounge.

When the device is extended in the form of a bed and the side rails extended and foot-rail raised, the entire bed is inclosed.

This device can be made simple and compact. It is inexpensive, simple, and cheap to manufacture.

What I claim is—

In a device of the class described, the combination of a suitable base, a seat hinged to the front end thereof and adapted to swing outwardly, pivoted legs connected to said seat and adapted to support the same when the seat is extended, a rear rail connected to the base, side rails connected to the base and having each a groove in the under side of the top strip thereof, extension-rails slidably mounted in the grooves, and a detachable rail to be connected to the outer edge of the seat when extended.

In testimony whereof I affix my signature in presence of two witnesses.

GEORGE M. THOMURE.

Witnesses:

ANNA SCHOEPE,  
R. S. O'BRIEN.