

No. 676,984.

Patented June 25, 1901.

J. HOFBAUER.

MEANS FOR ATTACHING TOOLS TO THEIR HANDLES.

(Application filed July 9, 1900.)

(No Model.)

Fig. 1.

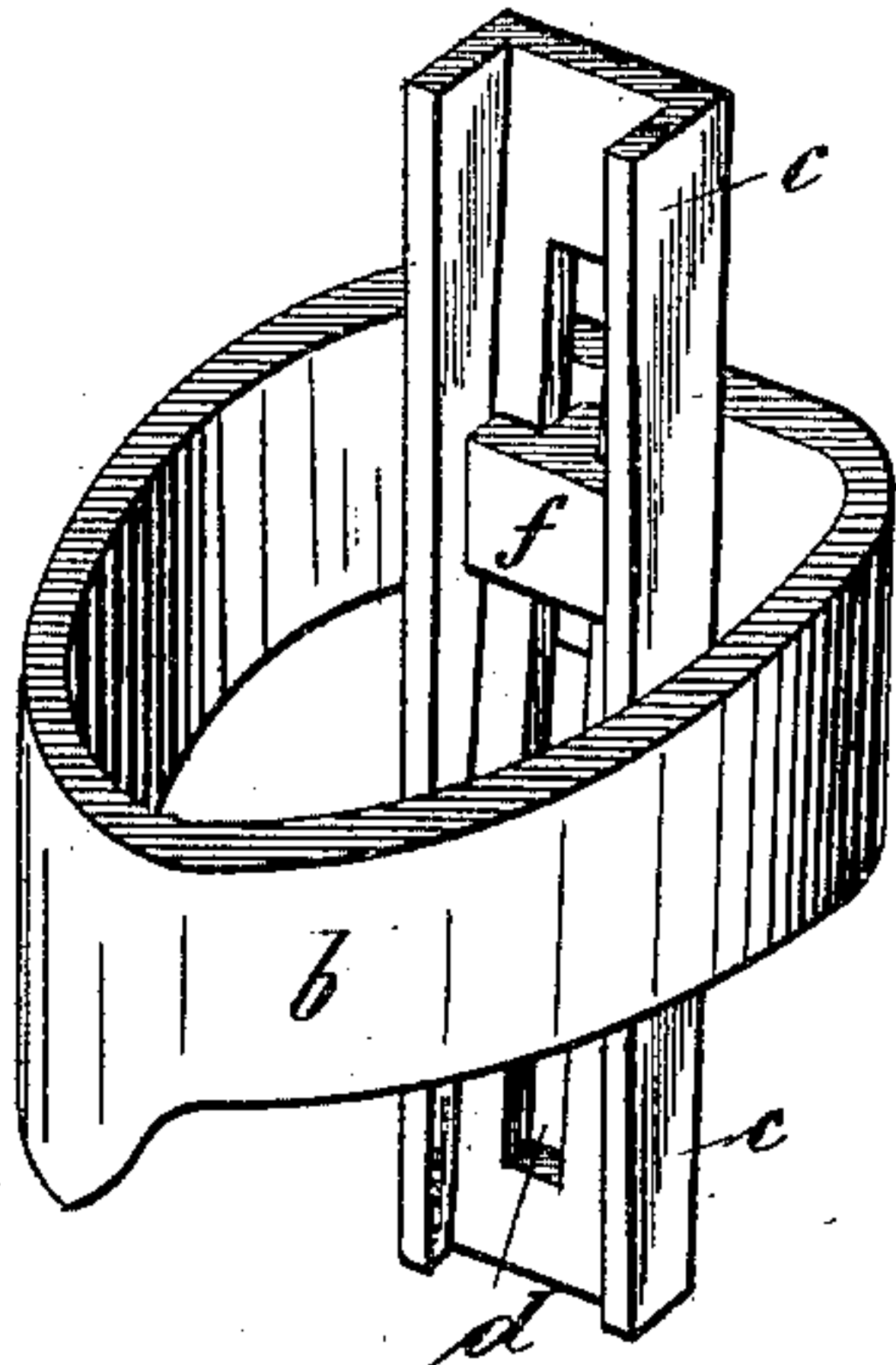


Fig. 2.

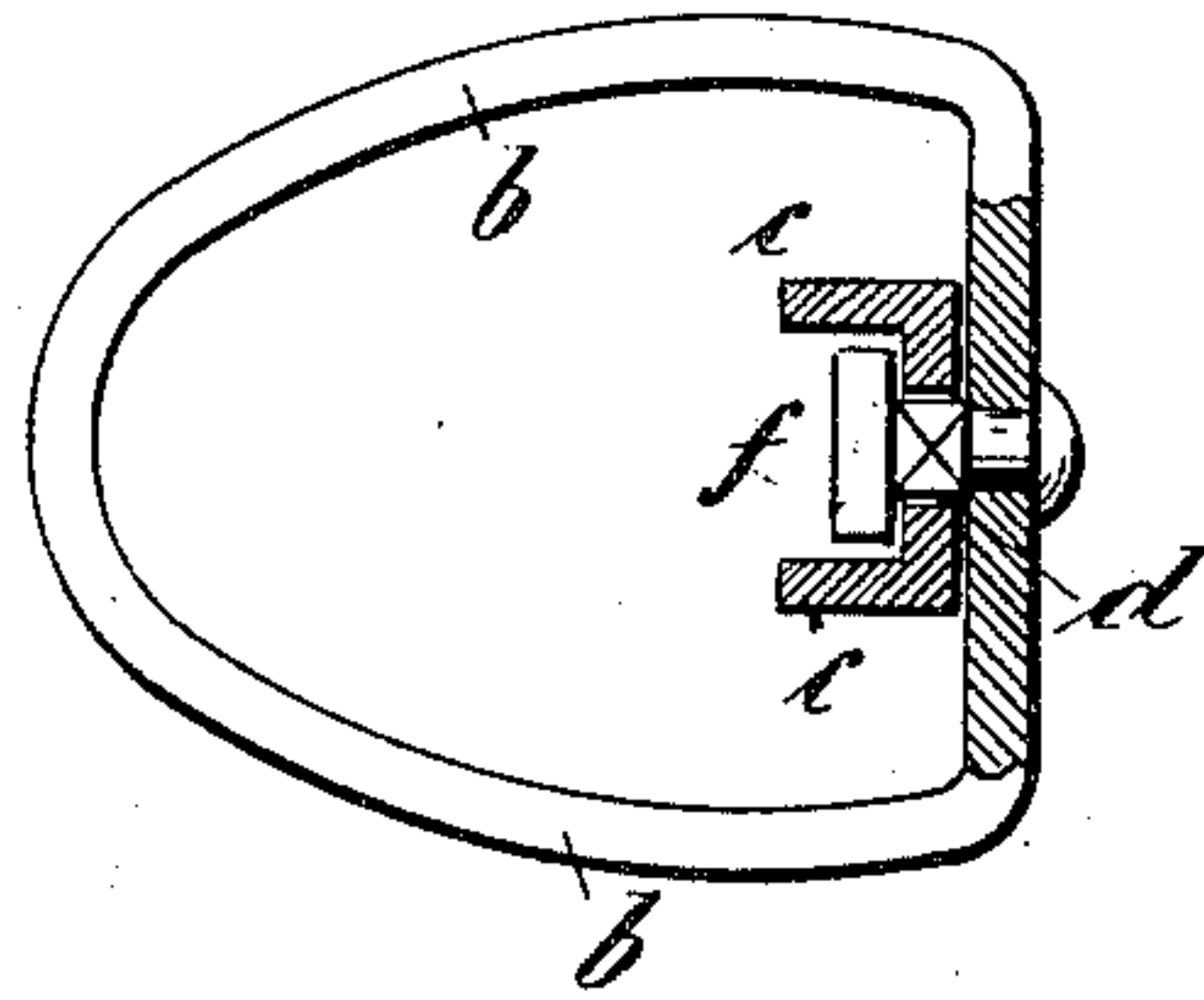
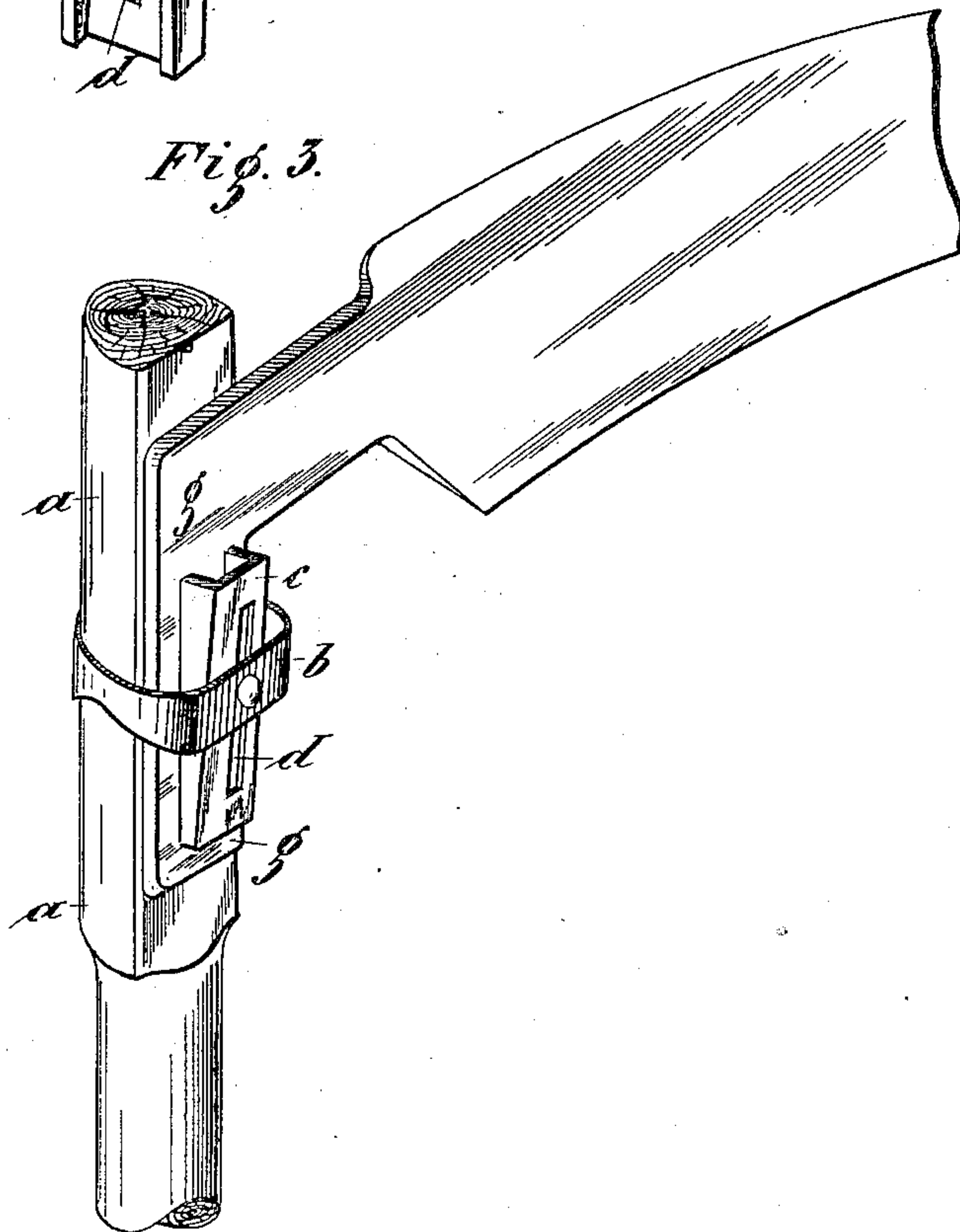


Fig. 3.



Witnesses.

*Wm. M. H. H. H.*  
*Karl Barlow*

Inventor  
*Johann Hofbauer*  
by *Karl Monath*  
Attorney

# UNITED STATES PATENT OFFICE.

JOHANN HOFBAUER, OF VIENNA, AUSTRIA-HUNGARY.

## MEANS FOR ATTACHING TOOLS TO THEIR HANDLES.

SPECIFICATION forming part of Letters Patent No. 676,984, dated June 25, 1901.

Application filed July 9, 1900. Serial No. 23,014. (No model.)

*To all whom it may concern:*

Be it known that I, JOHANN HOFBAUER, a subject of the Emperor of Austria-Hungary, and a resident of Vienna, Austria-Hungary, have invented certain new and Improved Means for Attaching Tools to Their Handles, of which the following is a full, clear, and exact specification.

The present invention consists of improved means for attaching tools to their handles, and more particularly for attaching the blade of a scythe to its snath.

In order to render the present specification easily intelligible, reference is had to the accompanying drawings, in which similar letters of reference denote similar parts throughout the several views.

Figure 1 is a perspective view of the attachment; Fig. 2, a sectional plan of the same, and Fig. 3 a perspective view of the blade and snath of a scythe attached.

The device consists, essentially, of a ring *b*, having riveted thereto a bolt with interior head *f*, on the stem of which bolt a U-shaped wedge *c* is adapted to slide by means of the slot *d*, the webs of the said U-shaped wedge *c* being tapered, as will be seen from Figs. 1 and 3, toward the lower end. The pin or rivet is fast on the ring *b*, and the head *f* of the same lies between the webs of the U-shaped wedge *c*.

In order to fix the scythe to the snath, the stem *g* of the scythe-blade, together with the snath *a*, is passed through the ring *b*, the wedge *c* lying between the ring and stem *g*. By gently tapping the upper part of the wedge it will be driven tightly home, thus properly securing the scythe-blade to the snath.

Although the device has been described in connection with a scythe, it will be obvious that the attachment could be employed in connection with a variety of other tools and implements, and the application is therefore not confined to the scythe.

I claim as my invention—

The combination of a ring to embrace the tool-stem and the tool-handle, a wedge vertically disposed to the plane of the said ring and adapted to lie between the ring and the handle, said wedge being of U-shaped section, a pin or rivet in the said ring having its stem extending through the said wedge and a slot in the back of the wedge to enable the same to move on the said pin in the manner and for the purpose substantially as described.

In witness whereof I have hereunto set my hand in presence of two witnesses.

JOHANN HOFBAUER.

Witnesses:

AUGUST CONSTANTIN MAYER,  
ALVESTO S. HOGUE.