

No. 676,316.

Patented June 11, 1901.

J. T. HOYT.

PACKAGE FOR PAPER OR SHEETS.

(Application filed Aug. 23, 1900.)

(No Model.)

Fig. 1.

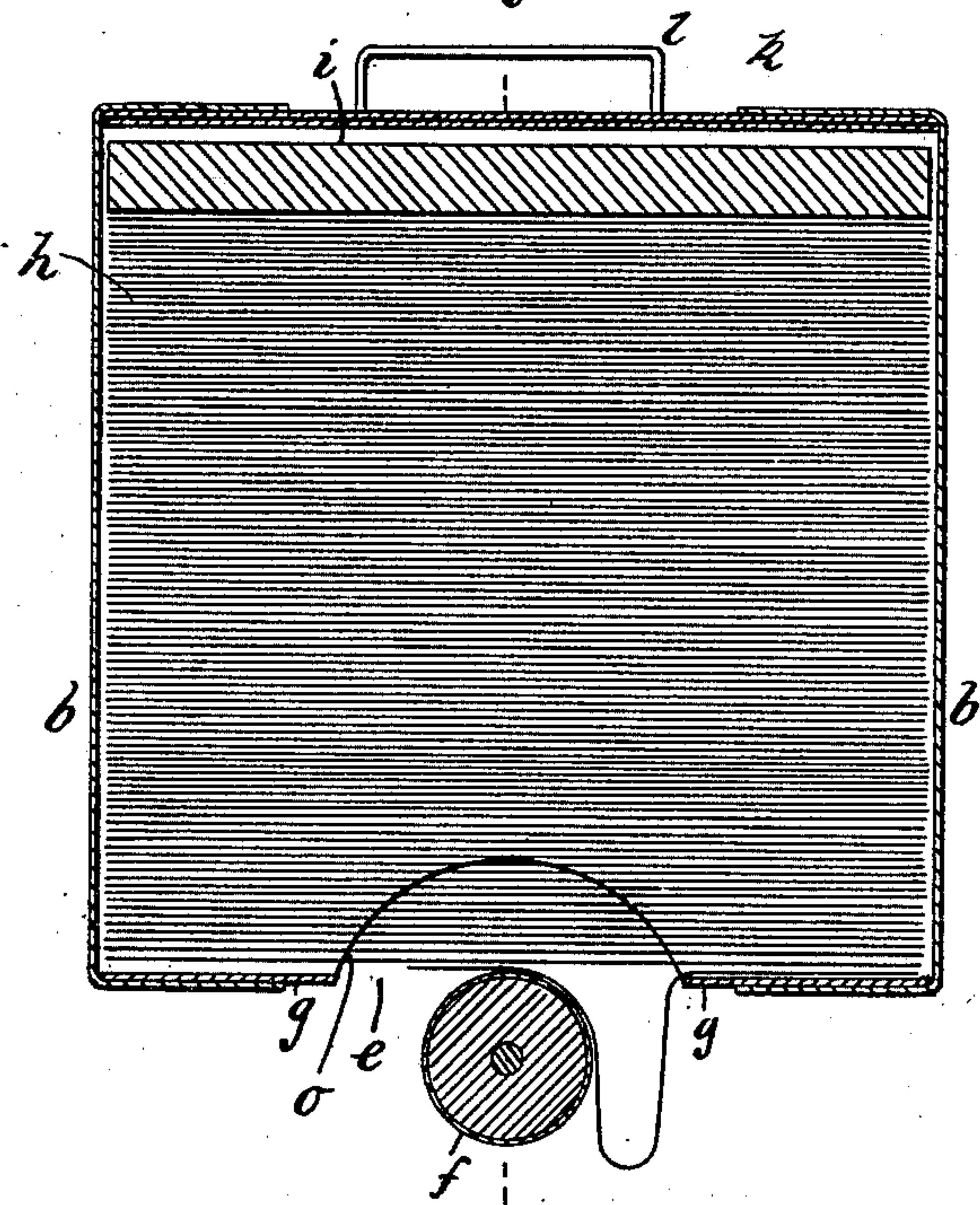


Fig. 2.

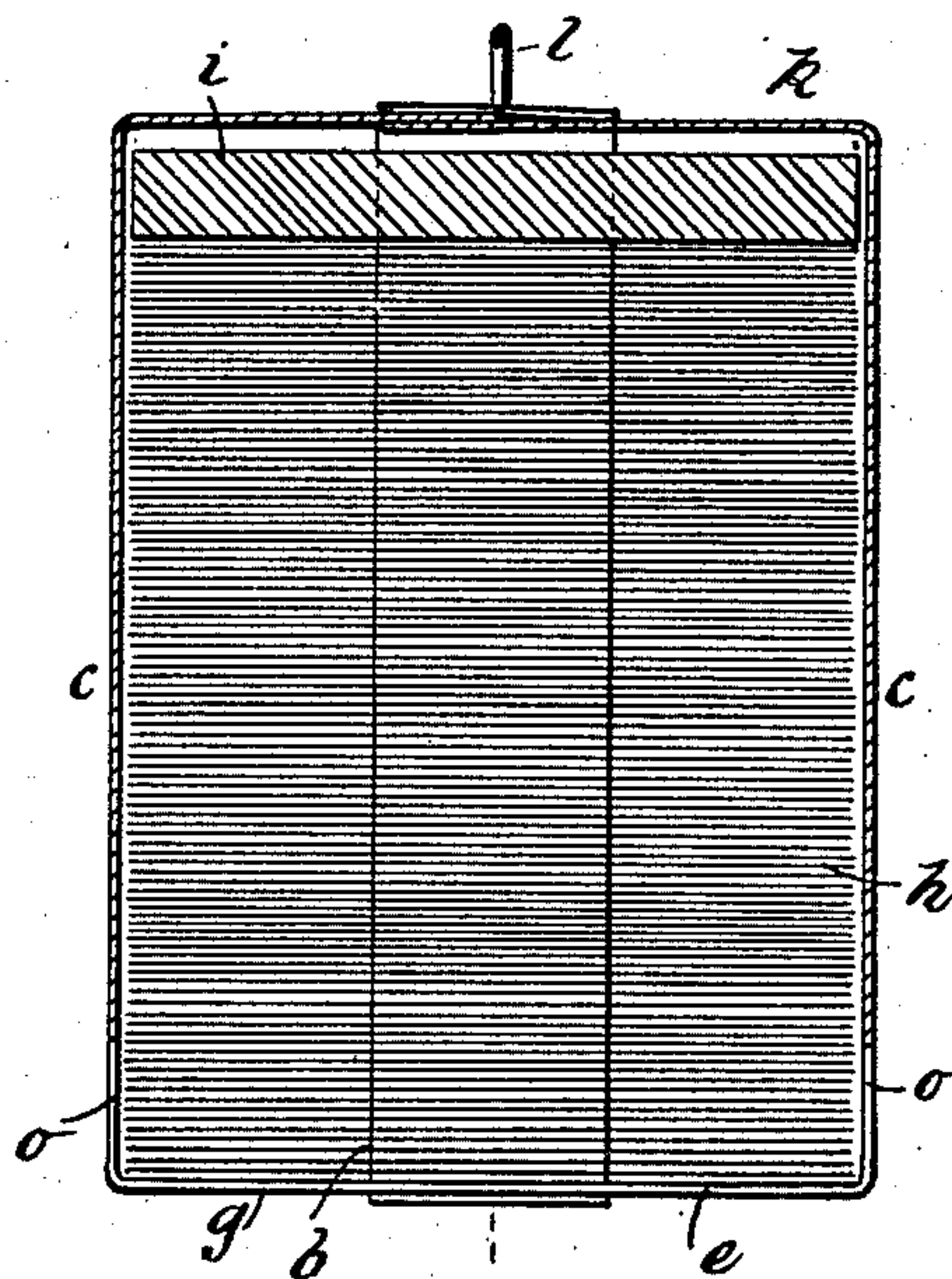
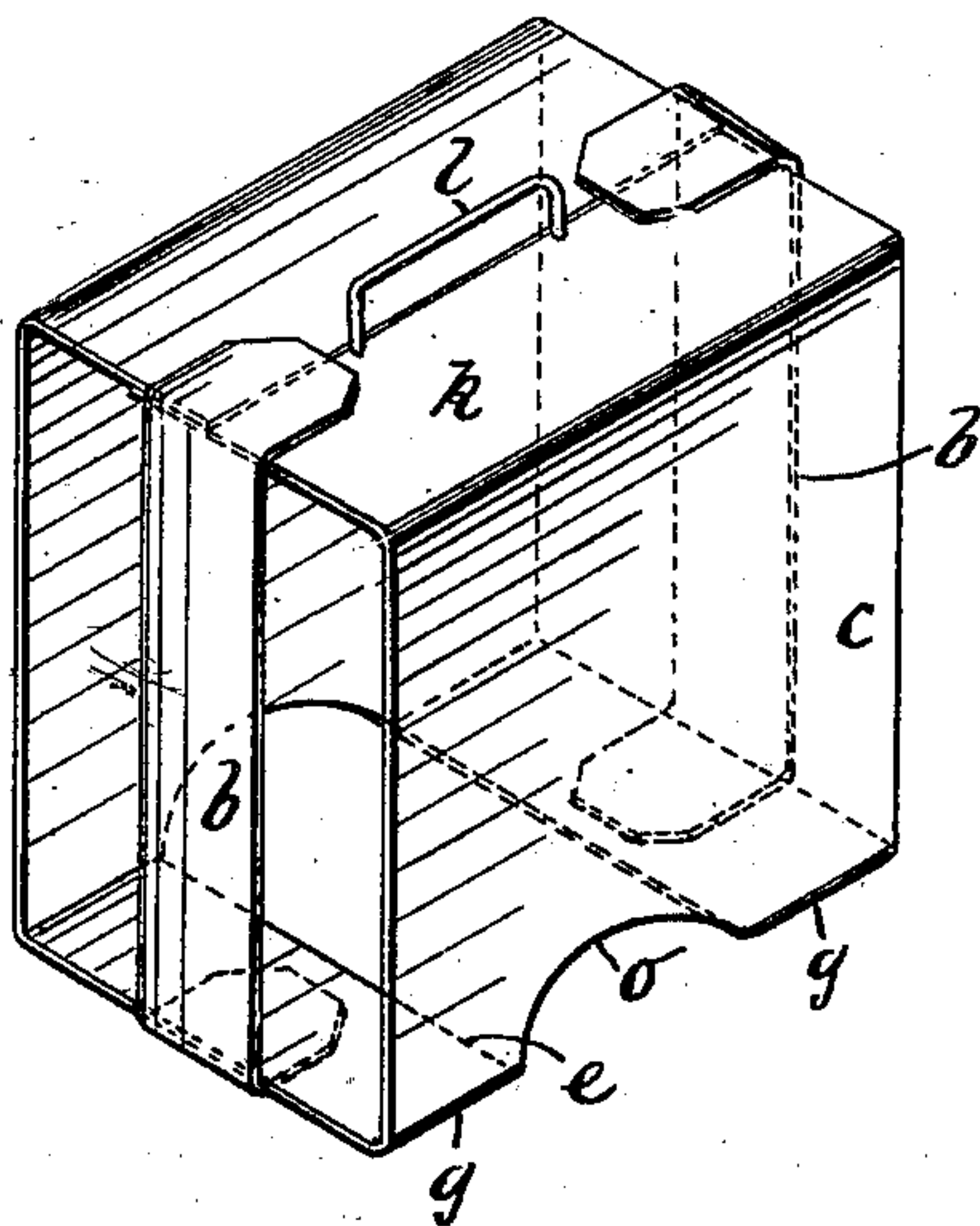


Fig. 3.



WITNESSES:

E. Wolff
Chas. E. Bengen

INVENTOR

James T. Hoyt.

BY

Hauff & Hauff
ATTORNEYS

UNITED STATES PATENT OFFICE.

JAMES T. HOYT, OF NEW YORK, N. Y.

PACKAGE FOR PAPER OR SHEETS.

SPECIFICATION forming part of Letters Patent No. 676,316, dated June 11, 1901.

Application filed August 23, 1900. Serial No. 27,849. (No model.)

To all whom it may concern:

Be it known that I, JAMES T. HOYT, a citizen of the United States, residing in Manhattan borough, in the city, county, and State of New York, have invented new and useful Improvements in Packages for Paper or Sheets, of which the following is a specification.

This invention relates to a paper receptacle or pack which can be made of simple construction and readily applicable to such use—as, for example, in a cabinet or toilet-paper case; and the invention resides in the novel features of construction set forth in the following specification and claims, and illustrated in the annexed drawings, in which—

Figure 1 is a sectional side elevation of the package. Fig. 2 is a sectional front or end view of Fig. 1. Fig. 3 is a perspective view of the package.

In the drawings is shown a receptacle comprising a top *k*, a bottom *g*, sides *c*, and ends *b*. The paper or sheets *h* are shown in this receptacle or wrapper. The bottom being formed of sections suitably spaced, an exit or mouth *e* is formed at which the sheets can pass out. If the package is in a suitable cabinet, an ejector, such as a roller *f*, can be made to eject sheets from the package and cabinet. The top *k* of the receptacle is shown closed; but, if seen fit, this top could be left open or made of partly open or skeleton work. A bail or handle *l* can be applied. A weight *i* is shown inclosed by top *k* and serves to hold the lowermost sheet in contact or engagement with the ejector or bottom *g*, especially if the package is becoming exhausted and the sheets lying on the lowermost one do not exert sufficient pressure to secure ejection or downward feed. The sheets are shown separate or unconnected from one another, so that one sheet can be drawn off or removed without displacing others. By having the sides of the receptacle cut away, as seen at *o*, the ejector is allowed to reach into the receptacle or engage a sheet without rubbing against or contacting with the receptacle. The bottom-sections *g* are shown equal to one another and the exit centrally located. The bottom-sections *g* each take equal hold of opposite end portions of a sheet, and such sheet can be started or folded out of the receptacle

to one side or another—that is, either to the side, as indicated in Fig. 1, or to the opposite side. The sides *c*, if seen fit, could also instead of being whole be made of broken or open-work or skeleton shape or provided with one or more openings to allow a view of the sheets—as, for example, to see the level to which the receptacle has been emptied. The ends *b* are shown as strips or open-work; but they might be otherwise formed—as, for example, by strings or the like—or entirely closed or even entirely omitted, since when the receptacle is in a cabinet the sheets cannot slip or escape endwise. For retaining the sheets during the shipment or handling of packs, however, end retainers *b* of some kind are advisable. By having the bottom portions at opposite sides of the slot *e* at the same level the sheets, or rather the bottom sheet, can be held or made to extend horizontally across the slot or the ejector.

I do not herein make any claim to the cabinet shown in my United States patent application, Serial No. 4,214, filed February 6, 1900.

What I claim as new, and desire to secure by Letters Patent, is—

1. A paper-receptacle for toilet-paper having top, bottom and sides, said bottom cut away to form a paper-exit to permit an ejector to act upon the paper and to also form supports for the sheets of paper, and means for retaining the sheets in the receptacle while exposing its interior to view.

2. A paper-receptacle for toilet-paper having top, bottom and sides, said bottom cut away intermediate the ends to form a paper-exit to permit an ejector to act upon the paper and to also form a support for the ends of the paper at each side of the exit, and means for retaining the sheets of paper within the receptacle while exposing its interior to view.

3. A paper-receptacle for toilet-paper having top, bottom and sides, said bottom cut away intermediate the ends to form a paper-exit to permit an ejector to act upon the paper and to also form supports for the ends of the paper, said sides having a cut-away portion terminating in the cut-away portion of the bottom and adapted to permit of the

operation of the ejector, and end strips for retaining the sheets within the receptacle while exposing its interior to view.

4. In combination, a series of sheets of
5 paper, a wrapper surrounding the said sheets
and having top, bottom, and sides, said bot-
tom cut away to form an opening and sup-
ports for the said sheets, said sides having a
cut-away portion terminating in the opening
10 of the bottom, strips connected to each end

of the said wrapper for retaining the sheets therein, and a weight interposed between the said sheets and top of said wrapper.

In testimony whereof I have hereunto set my hand in the presence of two subscribing 15 witnesses.

JAMES T. HOYT.

Witnesses:

W. C. HAUFF,

E. F. KASTENHUBER.