

No. 674,212.

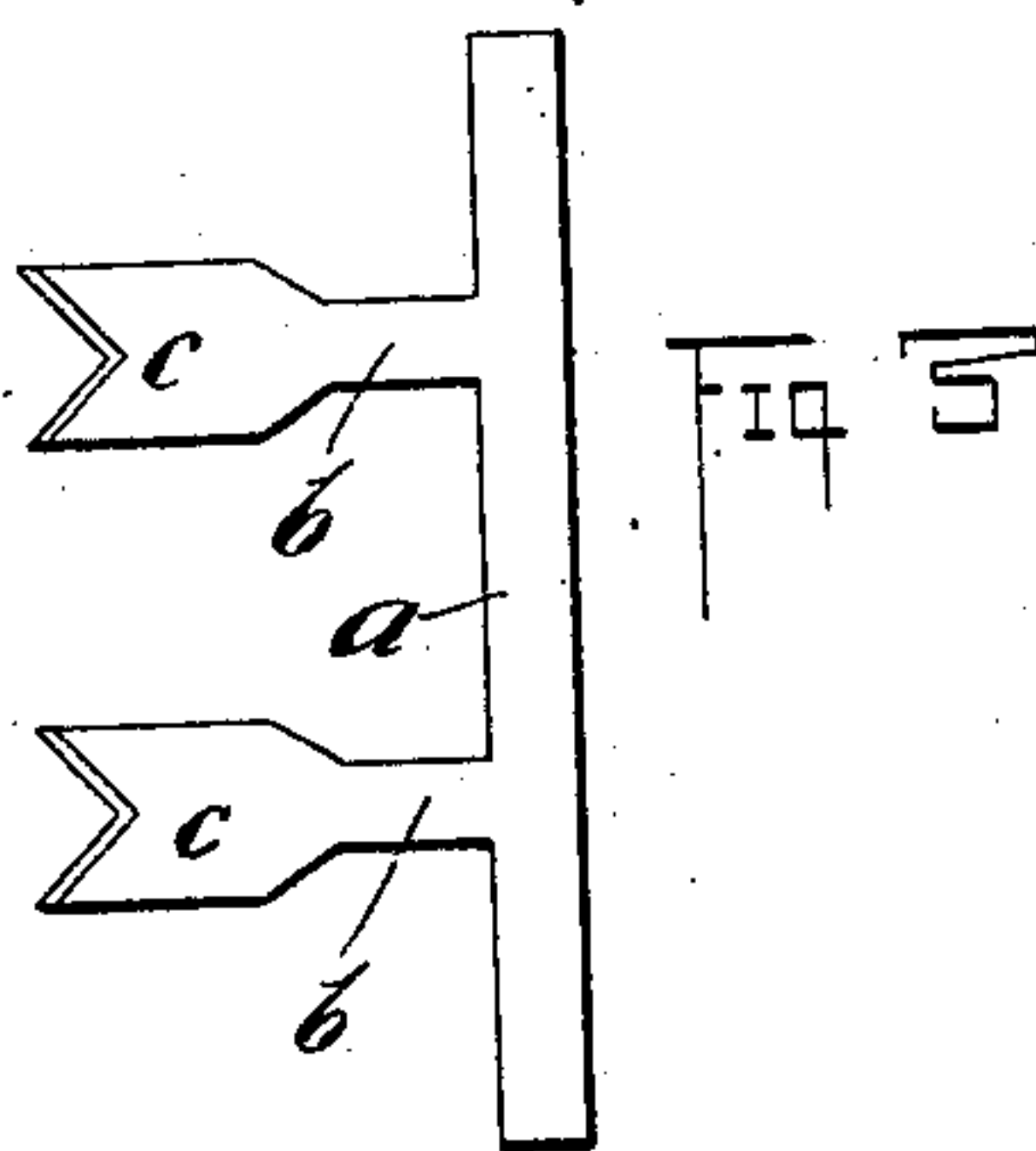
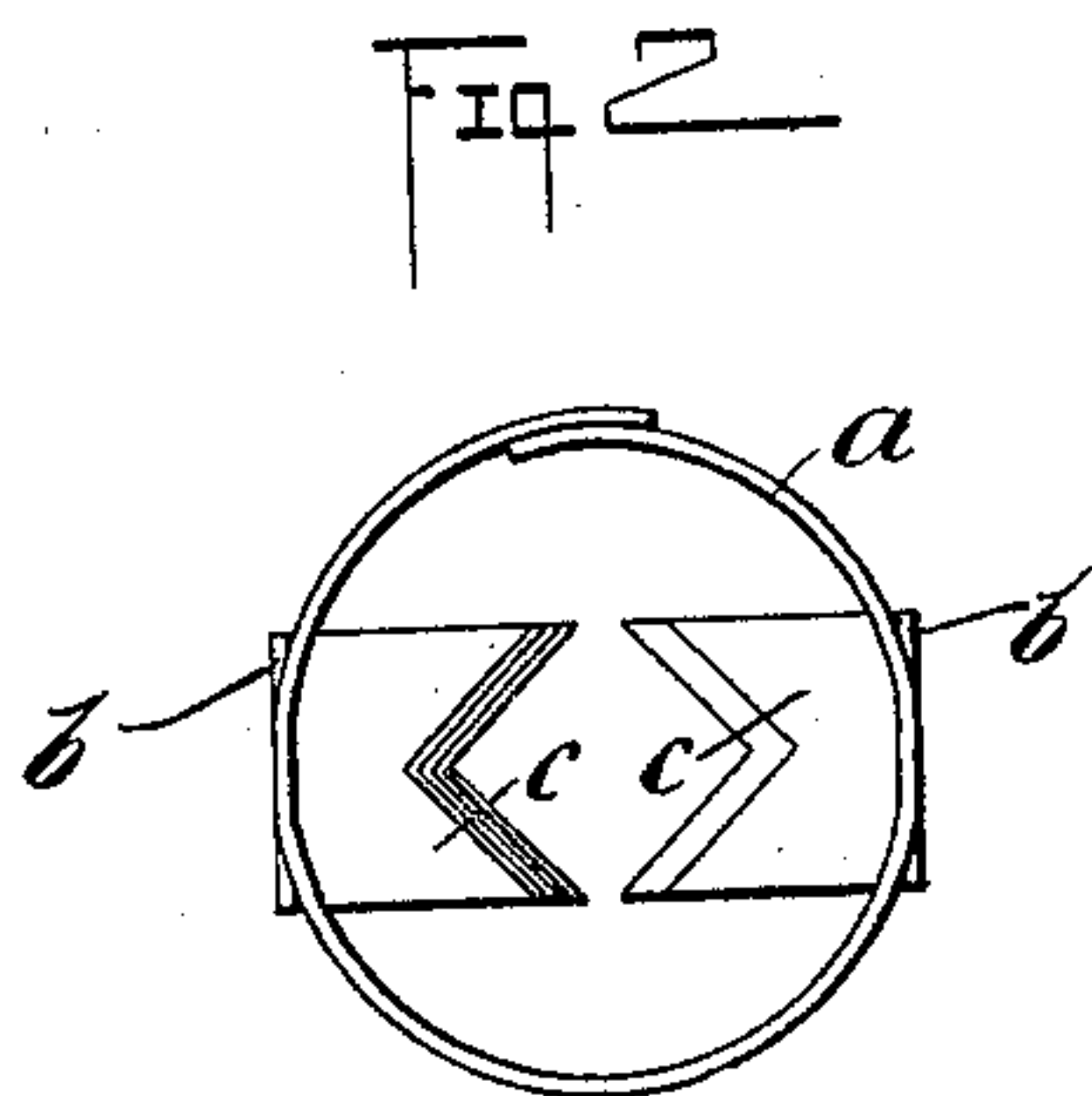
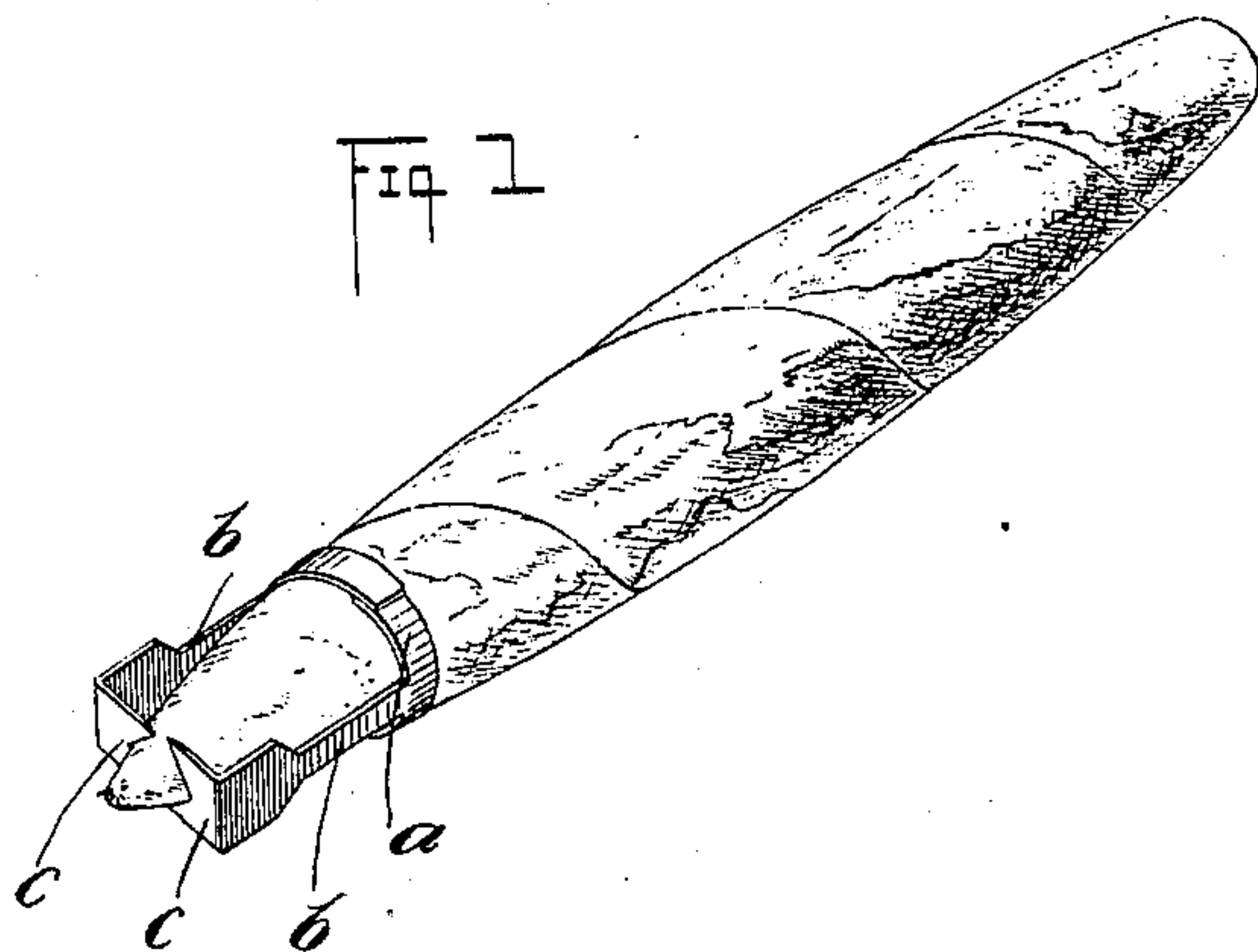
Patented May 14, 1901.

C. W. B. MOLONY.

CIGAR TIP CUTTER.

(Application filed Dec. 19, 1900.)

(No Model.)



WITNESSES:

Charles W. B. Molony
J. B. Owens

INVENTOR

Charles W. B. Molony

BY

Mumford

ATTORNEYS

UNITED STATES PATENT OFFICE.

CHARLES W. B. MOLONY, OF BULAWAYO, RHODESIA, SOUTH AFRICA.

CIGAR-TIP CUTTER.

SPECIFICATION forming part of Letters Patent No. 674,212, dated May 14, 1901.

Application filed December 19, 1900. Serial No. 40,389. (No model.)

To all whom it may concern:

Be it known that I, CHARLES W. B. MOLONY, a subject of the Queen of Great Britain, and a resident of Bulawayo, Rhodesia, South Africa, have invented a new and Improved Cigar-Tip Cutter, of which the following is a full, clear, and exact description.

The purpose of this invention is to provide a cigar-tip cutter which while effective for the purpose in hand will nevertheless be so simple and cheap in construction that one may be applied to each cigar, with the intention of using it on the particular cigar to which it is applied and then throwing it away.

This specification is a specific description of one form of my invention, while the claims are definitions of the actual scope thereof.

Reference is to be had to the accompanying drawings, forming a part of this specification, in which similar characters of reference indicate corresponding parts in all the views.

Figure 1 is a perspective view showing the use of the device. Fig. 2 is an enlarged rear-end elevation thereof, and Fig. 3 is a view of the blank from which the cutter is formed.

The device comprises a band *a*, which is formed of metal and adapted to be bent around a cigar, as shown, so as to fasten the device thereto. This band carries at opposite sides integral arms *b*, which in turn carry blades *c*, the blades extending at right angles to the arms *b* and being directed inward to engage opposite sides of the tip of a cigar. By pressing the blades together they may be made to cutoff the tip, and then the device may be with-

drawn from the cigar and the cigar smoked without interference.

The device may be made so cheaply that it can be applied to cigars and thrown away after using it without materially increasing the cost of the cigars and at the same time affording a great advantage to the smoker. It is preferred to stamp the entire structure out of an integral sheet of metal, and in Fig. 3 I have shown the cutter in its blank form. The cutters may be stored in this blank or flat form and supplied by the retail dealer when desired.

Having thus described my invention, I claim as new and desire to secure by Letters Patent—

1. A cigar-tip cutter, comprising a band adapted to encircle a cigar, and two oppositely-disposed blades carried on the band and working toward and from each other to sever the tip of the cigar.

2. A cigar-tip cutter, comprising a band adapted to encircle a cigar, arms projecting from the band at opposite sides thereof, and blades carried by the arms and extending inward into engagement with opposite sides of the tip of the cigar and movable toward each other to sever the tip.

In testimony whereof I have signed my name to this specification in the presence of two subscribing witnesses.

CHARLES W. B. MOLONY.

Witnesses:

G. J. MCLEOD,

A. E. KNOWLES.