

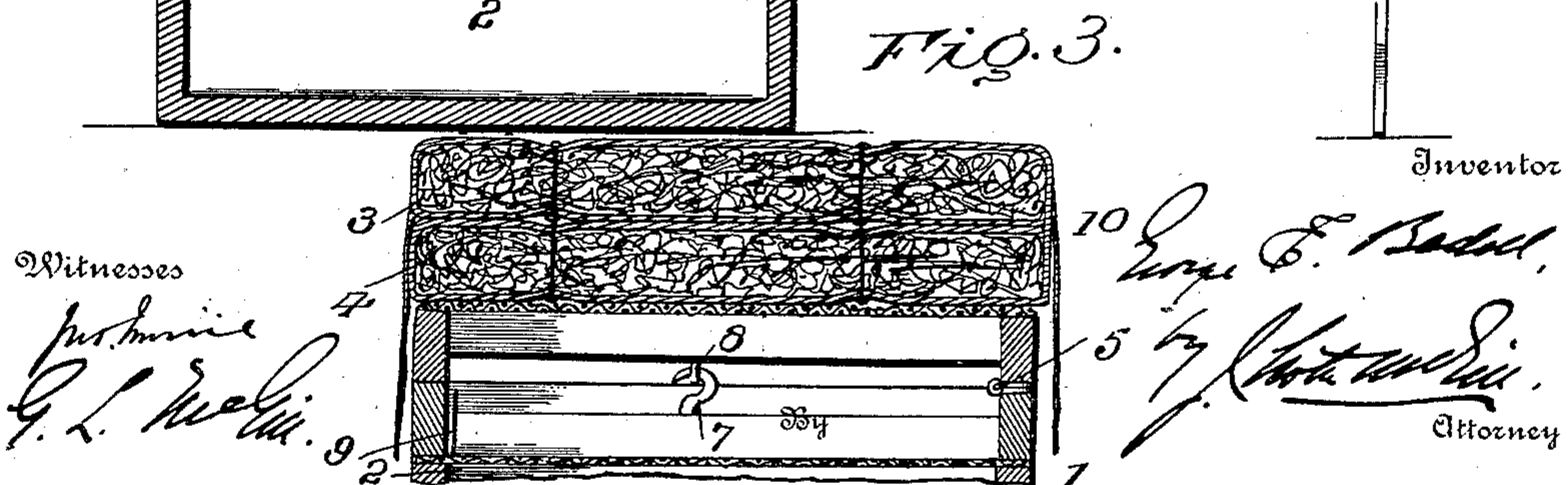
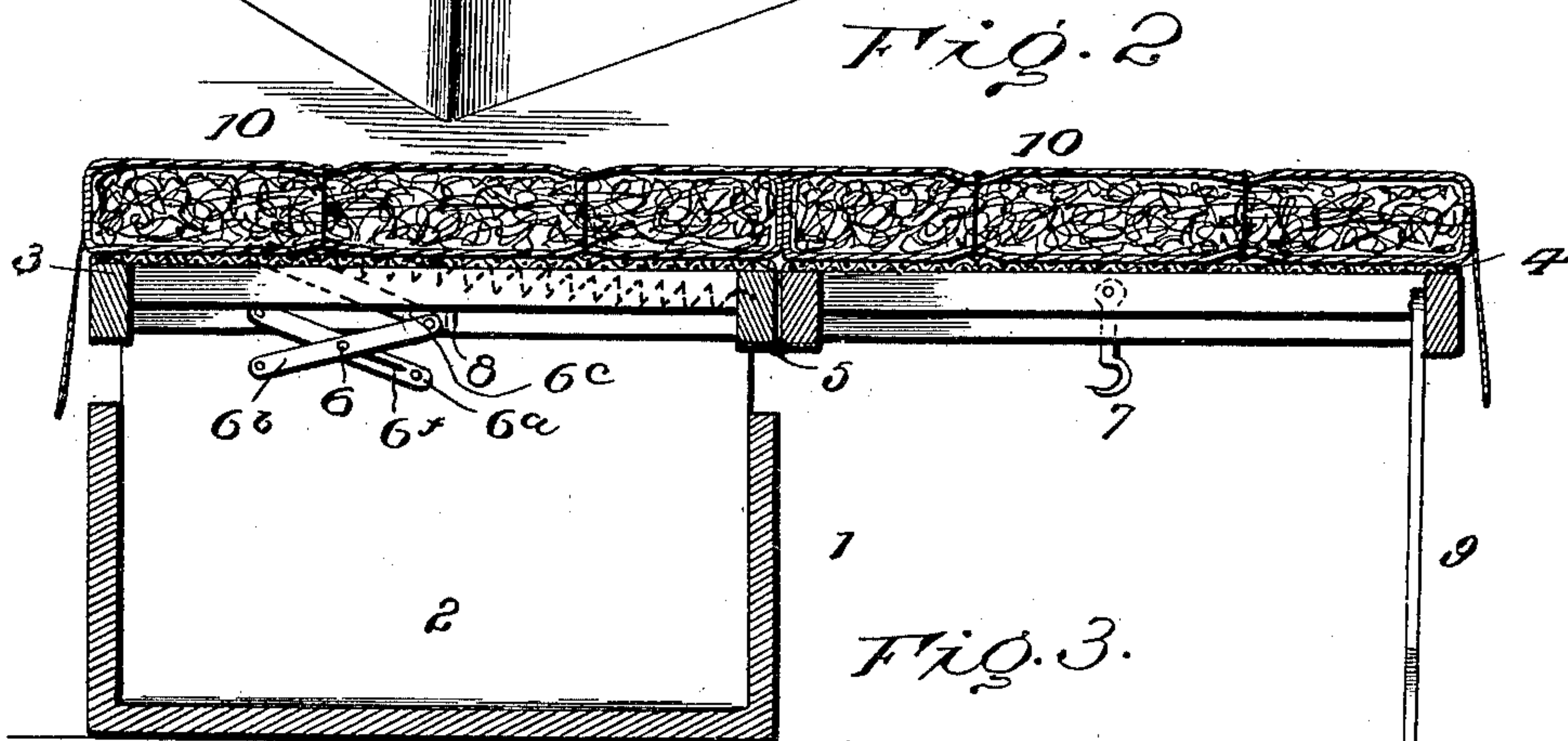
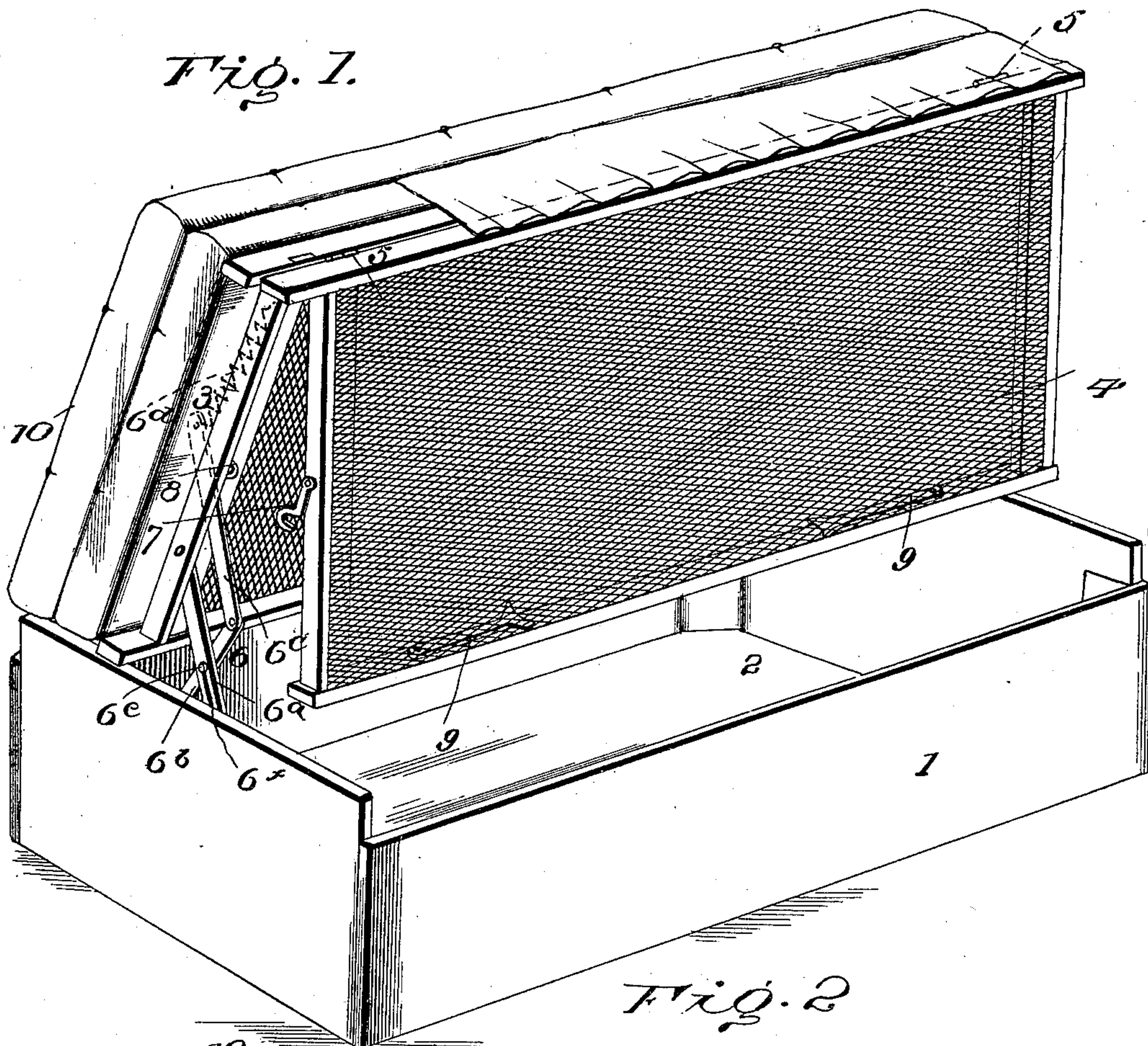
No. 673,313.

Patented Apr. 30, 1901.

G. E. BEDELL.
BED COUCH.

(Application filed July 6, 1900.)

(No Model.)



UNITED STATES PATENT OFFICE.

GEORGE E. BEDELL, OF HERKIMER, NEW YORK, ASSIGNOR TO ARTHUR C. MOSES, OF WASHINGTON, DISTRICT OF COLUMBIA.

BED-COUCH.

SPECIFICATION forming part of Letters Patent No. 673,313, dated April 30, 1901.

Application filed July 6, 1900. Serial No. 22,702. (No model.)

To all whom it may concern:

Be it known that I, GEORGE E. BEDELL, of Herkimer, in the county of Herkimer and State of New York, have invented certain new and useful Improvements in Bed-Couches; and I do hereby declare the following to be a full, clear, and exact description of the invention, such as will enable others skilled in the art to which it appertains to make and use the same.

This invention contemplates certain new and useful improvements in bed-couches.

The object of the invention is to provide in a couch all the requisites of a double bed the parts of which when not in use will be folded out of the way and have the appearance of an ordinary box-couch.

A further object is to provide in a bed-couch having the attributes of a double-bed storage-space for bedclothing, &c.; and a further object is to provide a couch the two spring-carrying sections of which will when in use be on a uniform plane.

The invention will be hereinafter fully set forth, and particularly pointed out in the claims.

In the accompanying drawings, Figure 1 is a view in perspective showing the spring-carrying sections raised. Fig. 2 is a transverse sectional view showing the two spring-carrying sections extended. Fig. 3 is a transverse sectional view showing the sections and their covering folded.

Referring to the drawings, 1 is the box or framework, which may be made of wood or metal and suitably shaped to provide a storage-space 2.

The bed-bottom is composed of two spring-carrying sections 3 and 4, the former being normally above the latter. They are united by hinges 5, secured to their adjacent longitudinal side bars. The section 3 is connected at or near one side to box 1 by any suitable hinging mechanism, preferably such as will throw such section forward as it is raised at its outer side. Such a device is indicated at 6 and is shown composed of an arm 6^a, pivoted at its ends to the body and lid sections, a second arm 6^b, pivoted to said body at one end, a lever 6^c, fulcrumed on the lid-section and connected to arm 6^b, and a spring 6^d, se-

cured to one end of the lid-section and at its other end to the lever 6^c, the arms 6^a and 6^b being connected by a pin 6^e; the latter working in a slot 6^f of the former. The construction is such that in raising the lid-section the latter will be thrown forward at the back of the box and when fully lifted will be held by such mechanism. The two sections 3 and 4 are composed of parallel side and end bars and woven-wire springs, or other forms of springs may be employed. When section 4 is folded beneath section 3, it is held thereto by means of hooks 7 engaging eyes 8, and when the section 4 is extended into the same horizontal line with section 3 it is supported at its outer side by legs 9, pivoted to one of the side bars of such section, which legs are folded against the side bar when section 4 is beneath section 3.

10 designates an upholstered covering, which may be folded upon itself from its longitudinal center.

In practice, when it is desired to use the couch as a bed, after the sections are raised the hooks 7 are disconnected from eyes 8 and section 4 is pulled outwardly and both sections are lowered into a horizontal position, the weight at the outer side of section 4 being supported by legs 9, which swing downwardly into position. The upper half of the upholstered covering is then thrown over the extended section. Thus an even surface is maintained by the two spring-carrying sections. When not in use as a bed the covering is folded upon itself onto section 3 and the sections are raised, so that section 4 may be secured to the under side of section 3 by hooks 7, whereupon the two sections are lowered and are concealed from view by the upholstered covering.

I claim as my invention—

1. A bed-couch comprising a body, upper and lower spring-carrying sections, said upper section being hinged to said body, mechanism connecting the lower section to the outer side of the upper section, means secured to the free side of said lower section for supporting it when extended into horizontal line with the upper section, and means for detachably locking said lower section to the upper section, substantially as set forth.

2. A bed-couch comprising a body, upper and lower spring-carrying sections, hinging mechanism connected to said upper section and to said body by which such section is
5 held when raised, mechanism connecting the lower section to the outer side of the upper section, means secured to the free side of said lower section for supporting it when extended into horizontal line with the upper section,
10 and means for detachably locking said lower section to the upper section, substantially as set forth.

3. A bed-couch comprising a body, upper and lower sections composed, each, of a frame
15 and woven-wire fabric, hinging mechanism connected to said upper section and to said body and by which said section is held when raised, mechanism connecting the lower section to the outer side of the upper section,
20 means secured to the free side of said lower section for supporting it when extended into horizontal line with the upper section, and means for detachably locking said lower sec-

tion to the upper section, substantially as set forth.

4. The combination with a box-couch having a lid-section, and hinging mechanism for holding said lid-section when raised, of a second section approximately a duplication of
25 the lid-section, means connecting said second section to the front of the lid-section, means for supporting said second section in horizontal line with the lid-section, means for detachably locking said sections together, and
30 a covering for said lid-section designed to extend over said second section when the latter is in horizontal line with the lid-section, substantially as set forth.

In testimony whereof I have signed this specification in the presence of two subscribing witnesses.

GEORGE E. BEDELL.

Witnesses:

GRAFTON L. MCGILL,
FRANK S. MAGUIRE.