

No. 673,026.

Patented Apr. 30, 1901.

D. MOYES.
DESK FOR HOTEL REGISTERS.

(Application filed Aug. 28, 1899.)

(No Model.)

Fig. 1.

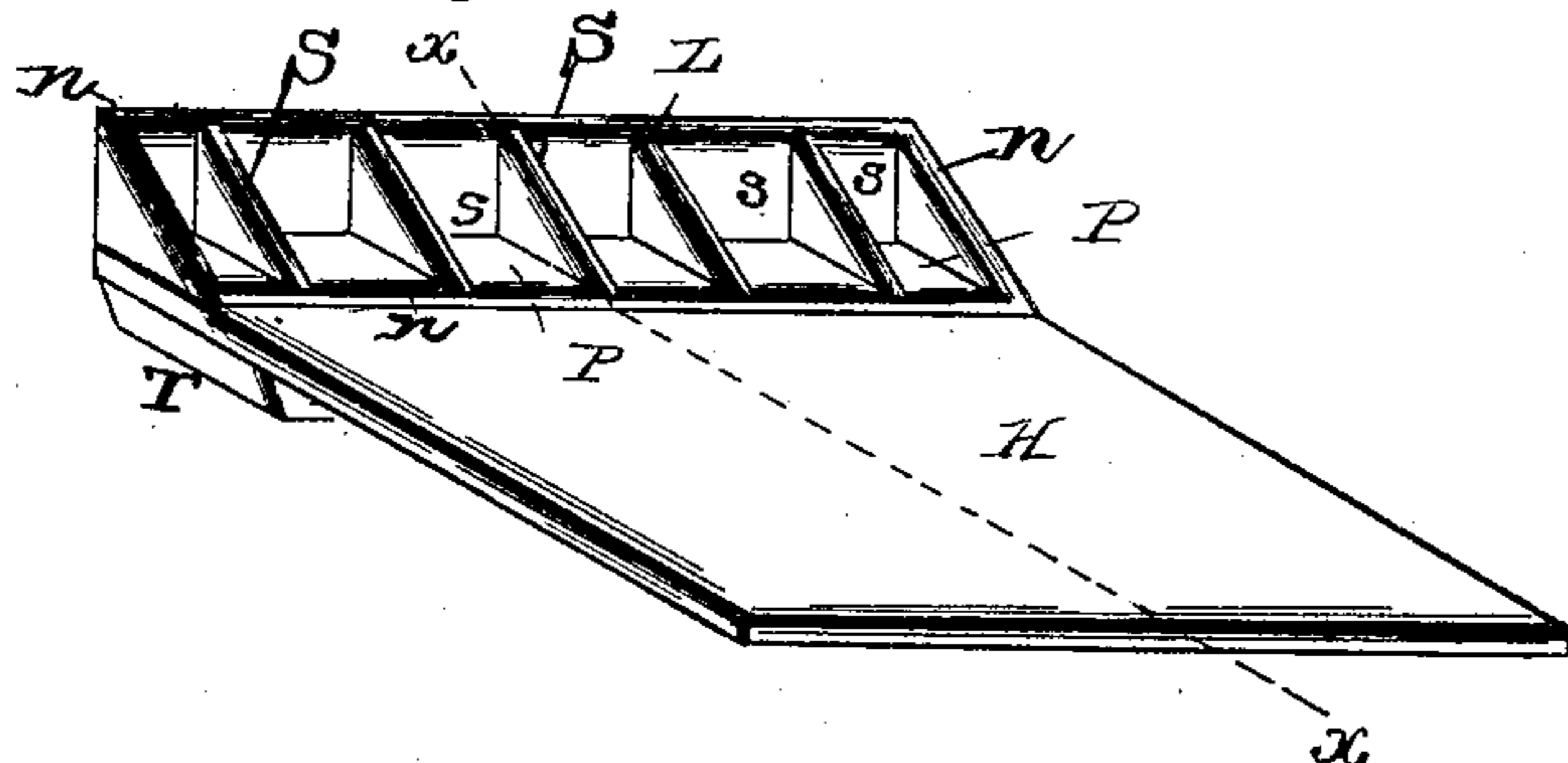


Fig. 2.

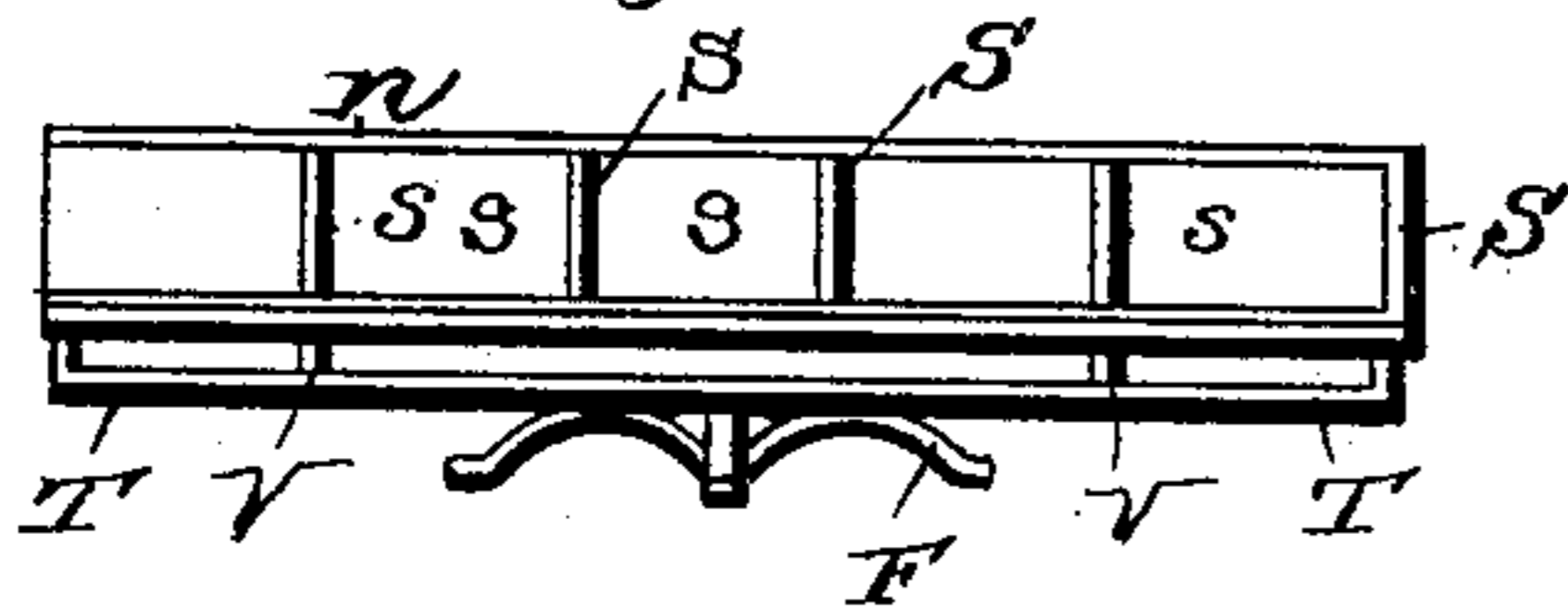


Fig. 3.

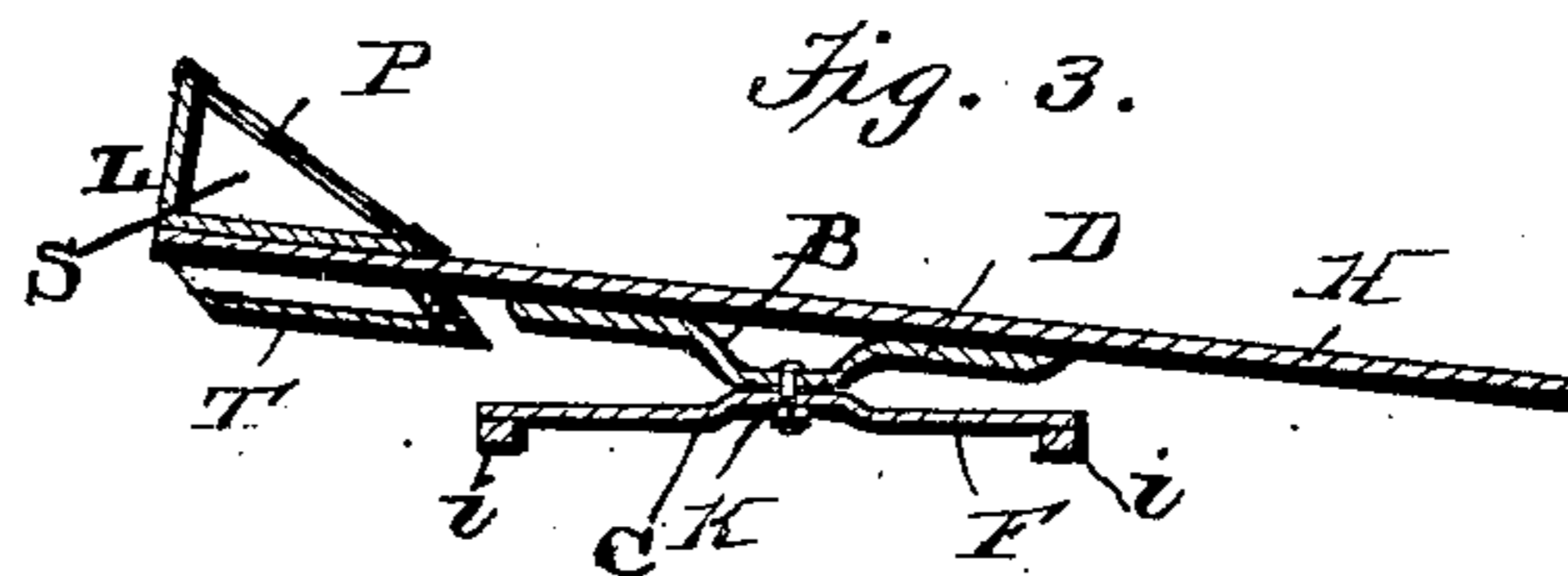


Fig. 4.

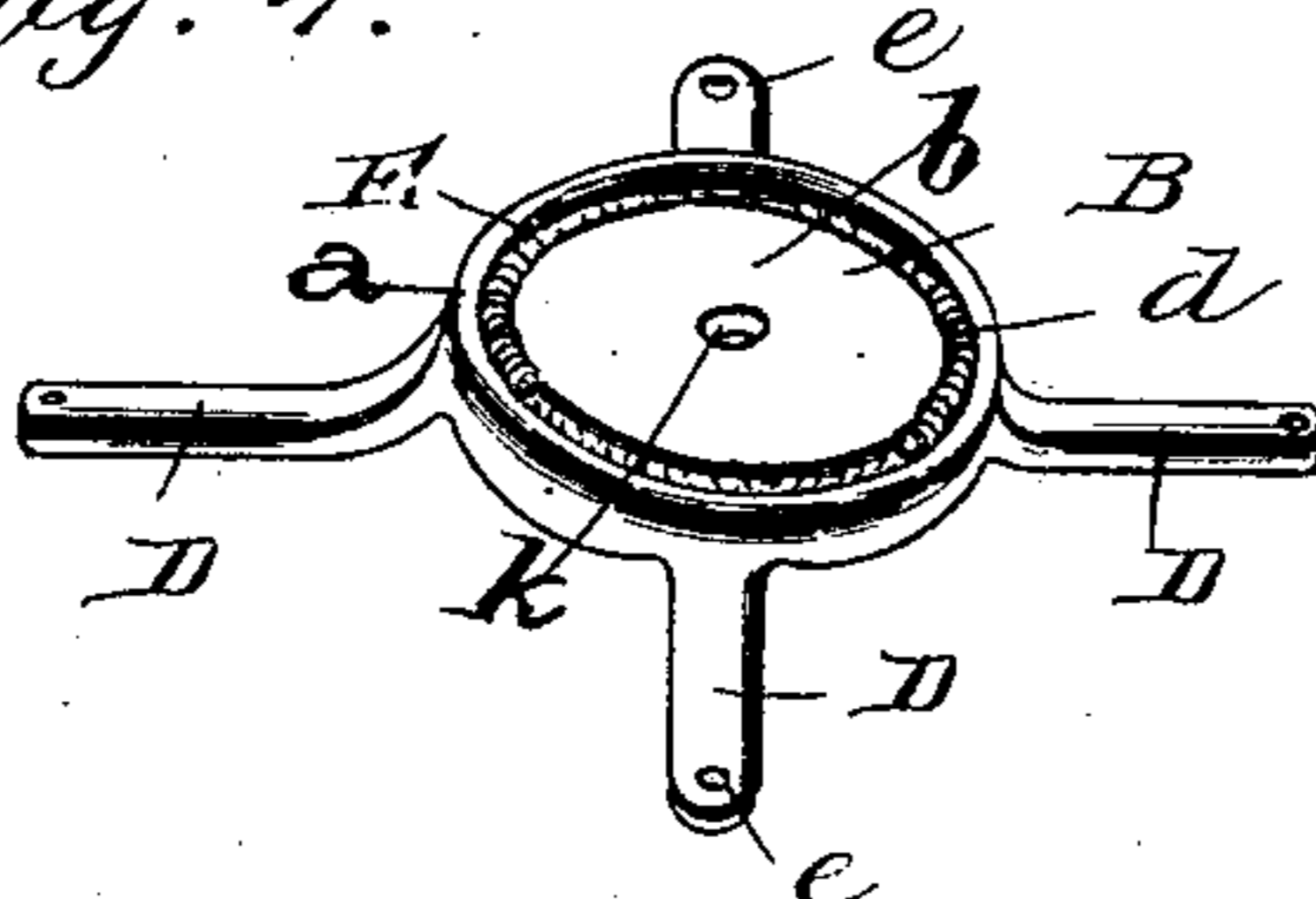


Fig. 5.

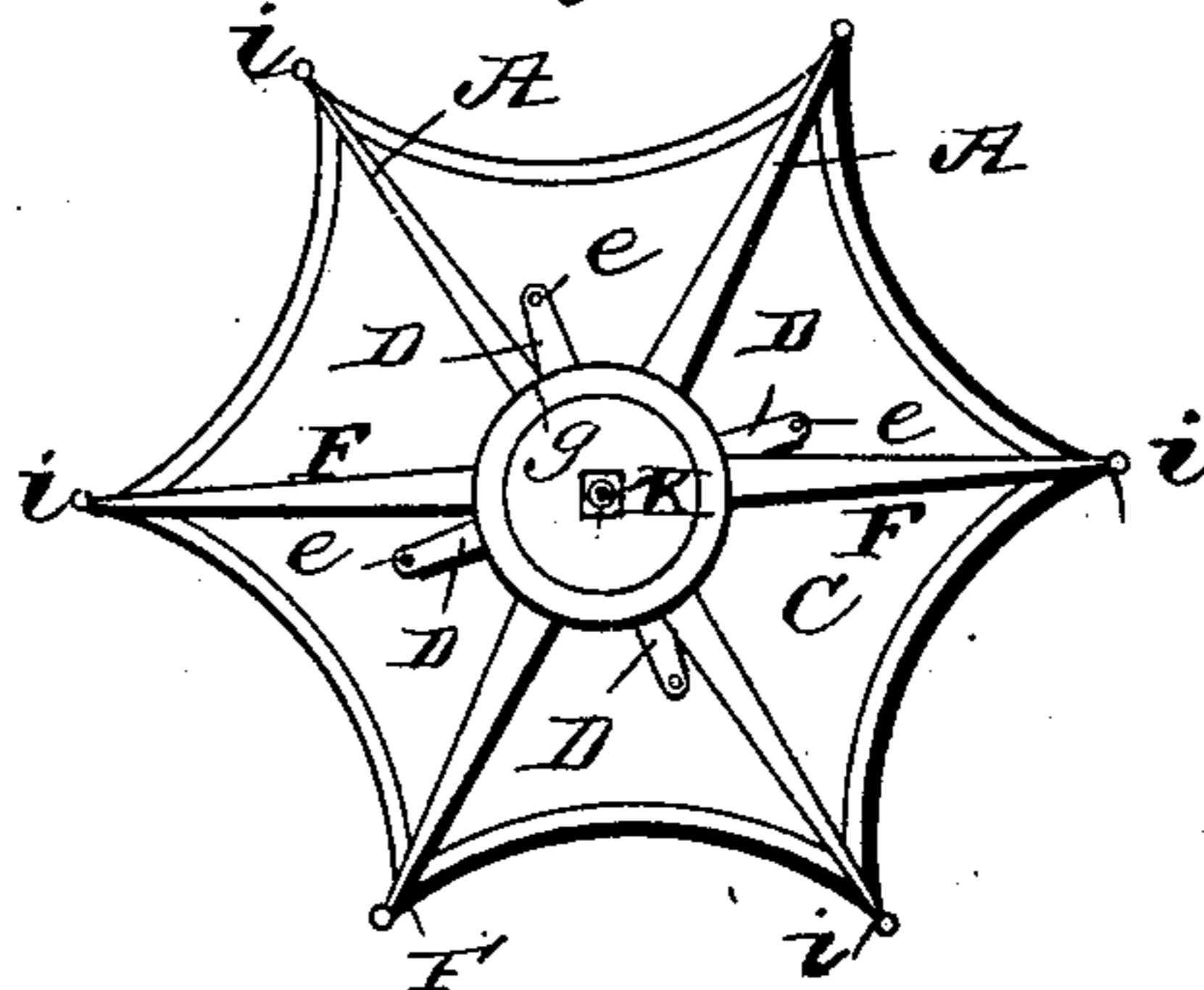



Fig. 6.



Witnesses

E. W. Hark
Rosann A. Smith.

By

David Moyes Inventor
per
M. W. Cady Attorney

UNITED STATES PATENT OFFICE.

DAVID MOYES, OF CHICAGO, ILLINOIS, ASSIGNOR, BY MESNE ASSIGNMENTS,
TO JOHN N. SMITH AND JOSEPH S. MORGAN, OF DUBUQUE, IOWA.

DESK FOR HOTEL-REGISTERS.

SPECIFICATION forming part of Letters Patent No. 673,026, dated April 30, 1901.

Application filed August 28, 1899. Serial No. 728,807. (No model.)

To all whom it may concern:

Be it known that I, DAVID MOYES, a citizen of the United States, residing at Chicago, in the county of Cook and State of Illinois, have
5 invented certain new and useful Improvements in Desks for Hotel-Registers; and I do hereby declare the following to be a full, clear, and exact description of the invention, such as will enable others skilled in the art to which
10 it appertains to make and use the same.

In the use of desks for hotel-registers upon which in some way advertising matter is displayed the custom which most usually obtains is to attach the advertising matter to
15 the desk in such a manner that it may be changed or shifted from one page to another upon the open register at will.

One object of my invention is to do away with all kinds of movable advertising and fix
20 the same at the head of the desk, where it can be read at a glance and where it shall be subject to no change of position, and, further, it will not be subject to breakage or soiling and can be replaced at will.

Another object is to economize in and simplify the construction and in so doing provide room for the care of mail, stationery, and the like, where they will be convenient for the clerk.

30 These with other minor objects incidental thereto will be fully developed and illustrated in the following specification and the drawings accompanying the same.

Figure 1 is a perspective of the desk. Fig. 2 is an end view taken from the rear. Fig. 3 is a cross-section through the line *xx* of Fig. 1. Fig. 4 is a perspective of the part of the turn-table to which the desk is attached. Fig. 5 is a plan view of the turn-table, taken
40 from the under side. Fig. 6 is a section of the show-case with advertising-sheet therein.

Like letters of reference denote similar parts in all of the drawings.

Referring to the drawings, A designates the
45 turn-table, which is constructed of the two parts B and C. The part B is composed of a circular center or body *b*, raised upon one side at *a*, and is provided with a groove *d*. Integral therewith are the four arms D, through
50 the outer end of which the part B is secured to the under side of the desk by the screws

e. Within the groove *d* are set balls E for ball-bearings upon which the desk revolves. The part C is composed of the center or body *g* and is provided with the legs F. In the end
55 of the legs F are secured the rubber feet *i*. To this turn-table A is attached the desk by the screws *e*. A pivot-pin K passes through the hole *k* in the parts B and C of the turn-table. By this means the parts B and C are
60 securely held together with the balls E within the groove *d* and furnish ball-bearings for the desk to turn upon. The side *a* of the part B of the turn-table being higher than the opposite side will cause the desk to sit
65 at an incline.

The desk is formed of the rectangular board H of about the size of the open register usual in hotels. Near the head of the desk is set a show-case L at an angle to the desk, as shown
70 in Figs. 1 and 3, where it is always permanent and in full sight. This show-case is formed of a plate N, which is surrounded on two sides and one end by a channel-bar or frame *n*. Over the plate N is inserted an ad-
75 vertising sheet or card O, and above this card is a glass P. Upon the sheet O is printed the advertising matter, or cards may be secured thereto. This case thus formed is attached to the upper end of the desk by triangular-
80 shaped plates S. (Shown in Figs. 2 and 3.) The spaces *s*, formed between the show-case and the desk by the triangular plates S, furnish convenient spaces for mail, stationery, pens, and the like.

85 Beneath the desk, near the head and on the opposite side from the show-case, is a box T, opening outward toward the rear of the desk, which may be divided by partitions V and furnish convenient receptacles for various
90 articles used in connection with the register.

It will be readily seen that by placing the advertising-case permanently at the head of the register in an angular position any advertising matter placed upon the sheet O will be
95 readily observed, and the hotel-register will be entirely free from any advertising matter or in any way covered by any show-case or part thereof. It will also be seen that the desk will be exceedingly light and cheap of
100 construction, not easily broken, and the register can be used to the best advantage with-

out moving the show-case, which is of great convenience.

I am aware that desks having a permanent place for the display of advertisements have
5 been used, and I do not claim it broadly.

What I do claim, and desire to secure by Letters Patent, is—

A desk for hotel-registers consisting of the part B of the turn-table having a circular center or body *b* raised upon one side and provided with a groove *d*, and the four arms D;
10 and the part C of the turn-table composed of the center or body *g*, and the legs F, com-

bined with the ball-bearings, the pivot-pin K, the board H, the show-case L set at an angle to the desk, the plate N which is surrounded on two of its sides and one end by the channel-bar or frame *n*, and the glass P placed over an advertising-card on the plate N, substantially as shown and described. 15 20

In testimony whereof I affix my signature in the presence of two witnesses.

DAVID MOYES.

Witnesses:

M. M. CADY,

J. B. LANE.