

No. 672,444.

Patented Apr. 23, 1901.

L. T. HAILE.

PAD HOLDER FOR MUSICAL INSTRUMENTS.

(Application filed Apr. 30, 1900.)

(No Model.)

Fig. 1.

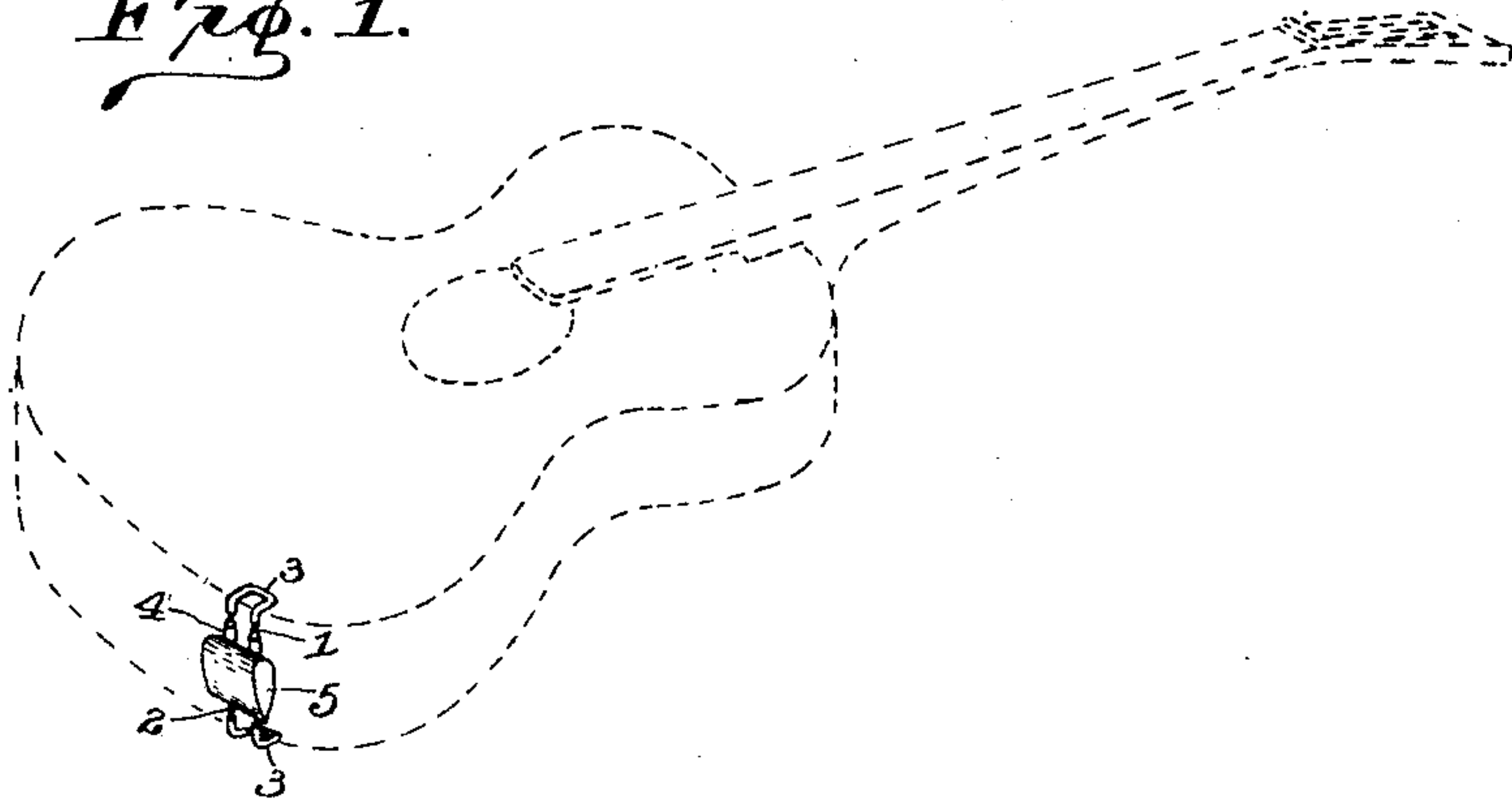


Fig. 2.

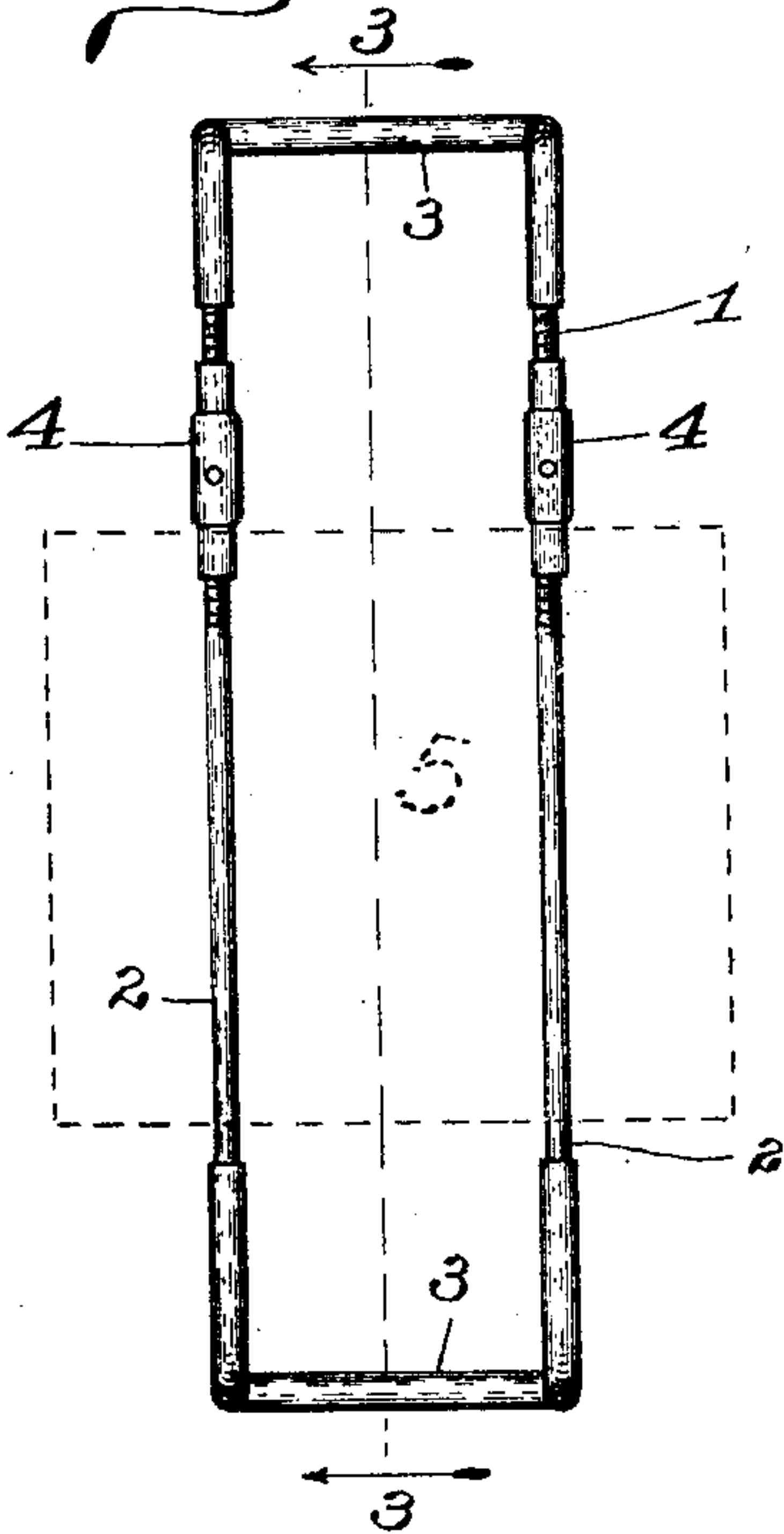
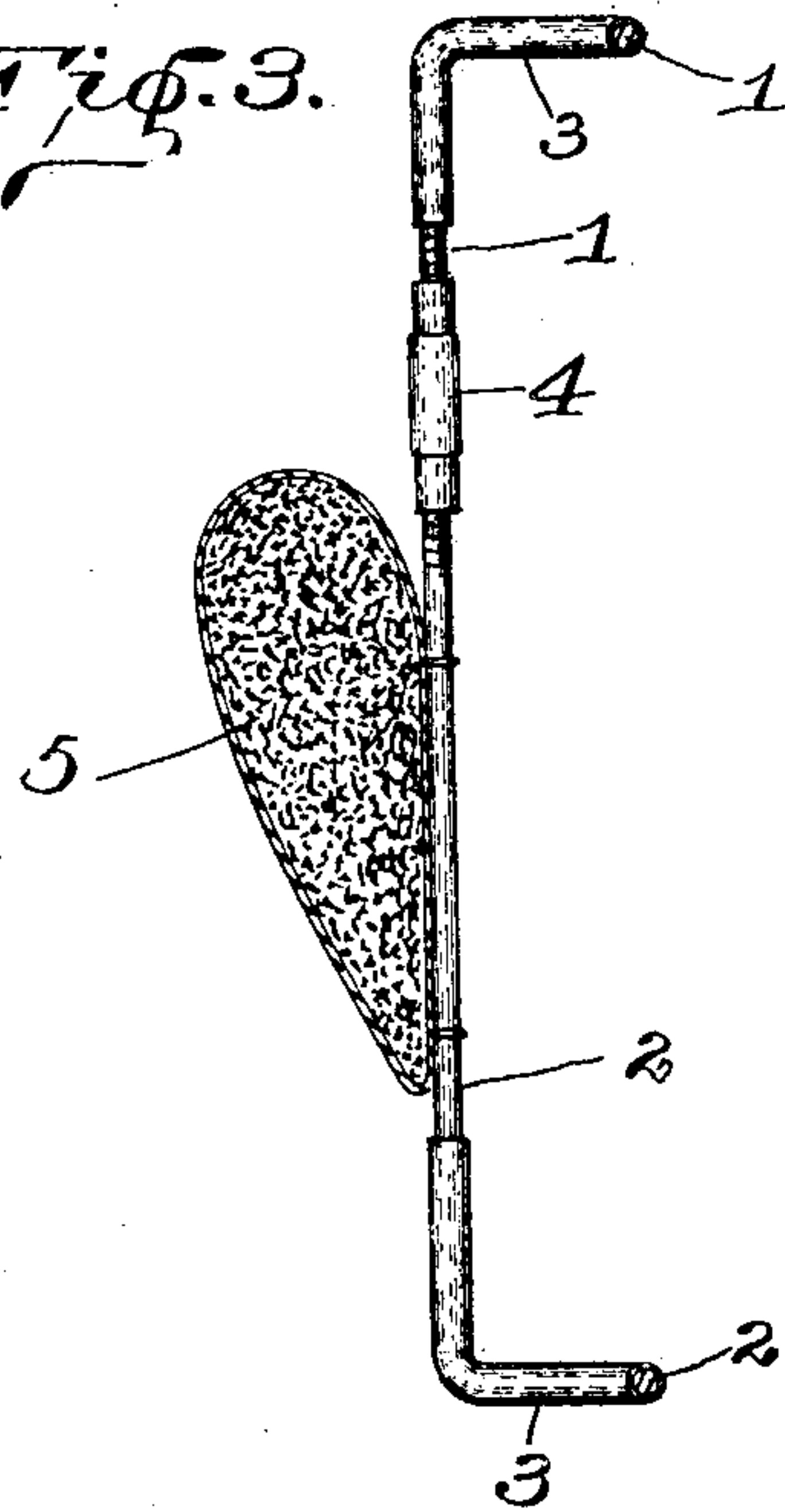


Fig. 3.



WITNESSES:

C. S. Prye.
Jawalski.

INVENTOR

Luther T. Haile,
BY
Chester Bradford,
ATTORNEY.

UNITED STATES PATENT OFFICE.

LUTHER T. HAILE, OF BUTTE, MONTANA.

PAD-HOLDER FOR MUSICAL INSTRUMENTS.

SPECIFICATION forming part of Letters Patent No. 672,444, dated April 23, 1901.

Application filed April 30, 1900. Serial No. 14,968. (No model.)

To all whom it may concern:

Be it known that I, LUTHER T. HAILE, a citizen of the United States, residing at Butte, in the county of Silverbow and State of Montana, have invented certain new and useful Improvements in Pad-Holders for Musical Instruments, of which the following is a specification.

My said invention consists in certain improvements in the details of construction and arrangement of parts of pad-holders for musical instruments, more especially guitars, whereby such a holder is provided of comparatively small cost and one that will be very convenient and efficient in use, as will be hereinafter more fully described and claimed.

Referring to the accompanying drawings, which are made a part hereof and on which similar reference characters indicate similar parts, Figure 1 is a perspective view of a device embodying my said invention, the instrument to which it is attached being shown in dotted lines. Fig. 2 is a front elevation of the pad holder or frame, separately showing the position of the pad in relation thereto by means of dotted lines; and Fig. 3, a transverse sectional view as seen when looking in the direction of the arrows from the dotted line 3 3 in Fig. 2.

My pad-holder consists of a frame composed of two parts 1 2, each of which is preferably formed of a single bar or wire bent over on the ends in a suitable form to grip or clasp the body of the instrument, as shown. Surrounding these clasp ends and extending somewhat onto the intermediate portions is a covering 3, of rubber or other suitable material for the purpose, which prevents the device from slipping off the instrument when clamped thereto and from scratching or otherwise injuring the surface of the material of which the instrument is constructed. The ends of the clasp are screw-threaded and are connected together by the turnbuckles 4,

and by means of said turnbuckles the clasp may be shortened or lengthened to accommodate it to the size of the instrument to which it is to be secured.

While I have shown a device having two intermediate portions extending from its clasp ends and each side being connected by a separate turnbuckle, it will be readily understood, of course, that by properly shaping the clasp ends and using only one member for each to be connected by one turnbuckle a similar result is accomplished; but I prefer to employ the construction illustrated, for the reason that it is more durable and provides a stronger gripping means.

As shown in Fig. 3, I provide a pad 5, of any suitable shape, material, and construction, which I secure to the outer side of the clasp at any desired point by stitching or otherwise. This pad being made of soft material clings to the clothing of the player, thus preventing the instrument from slipping out of position.

Having thus fully described my said invention, what I claim as new, and desire to secure by Letters Patent, is—

The combination, with a stringed musical instrument, of a pad-holder therefor, said holder consisting of two sections of rod doubled and formed with clasp members at their outer ends, which are covered with non-slipping material, and the inner adjacent ends of which sections are formed screw-threaded and connected by turnbuckles, and a pad secured to said holder between said clasp members, substantially as set forth.

In witness whereof I have hereunto set my hand and seal at Indianapolis, Indiana, this 20th day of April, A. D. 1900.

LUTHER T. HAILE. [L. S.]

Witnesses:

JAMES A. WALSH,
C. S. FRYE.