

No. 672,282.

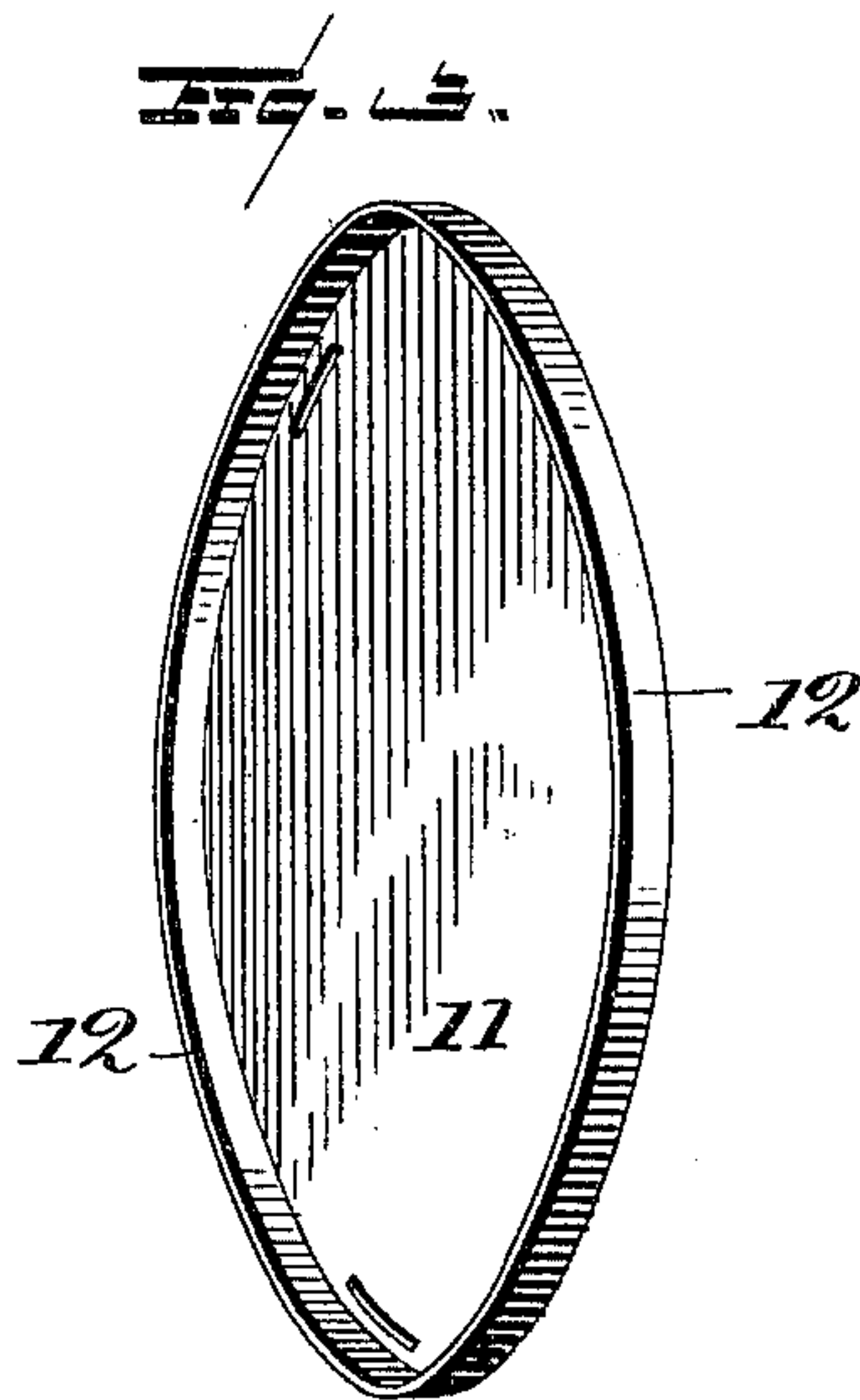
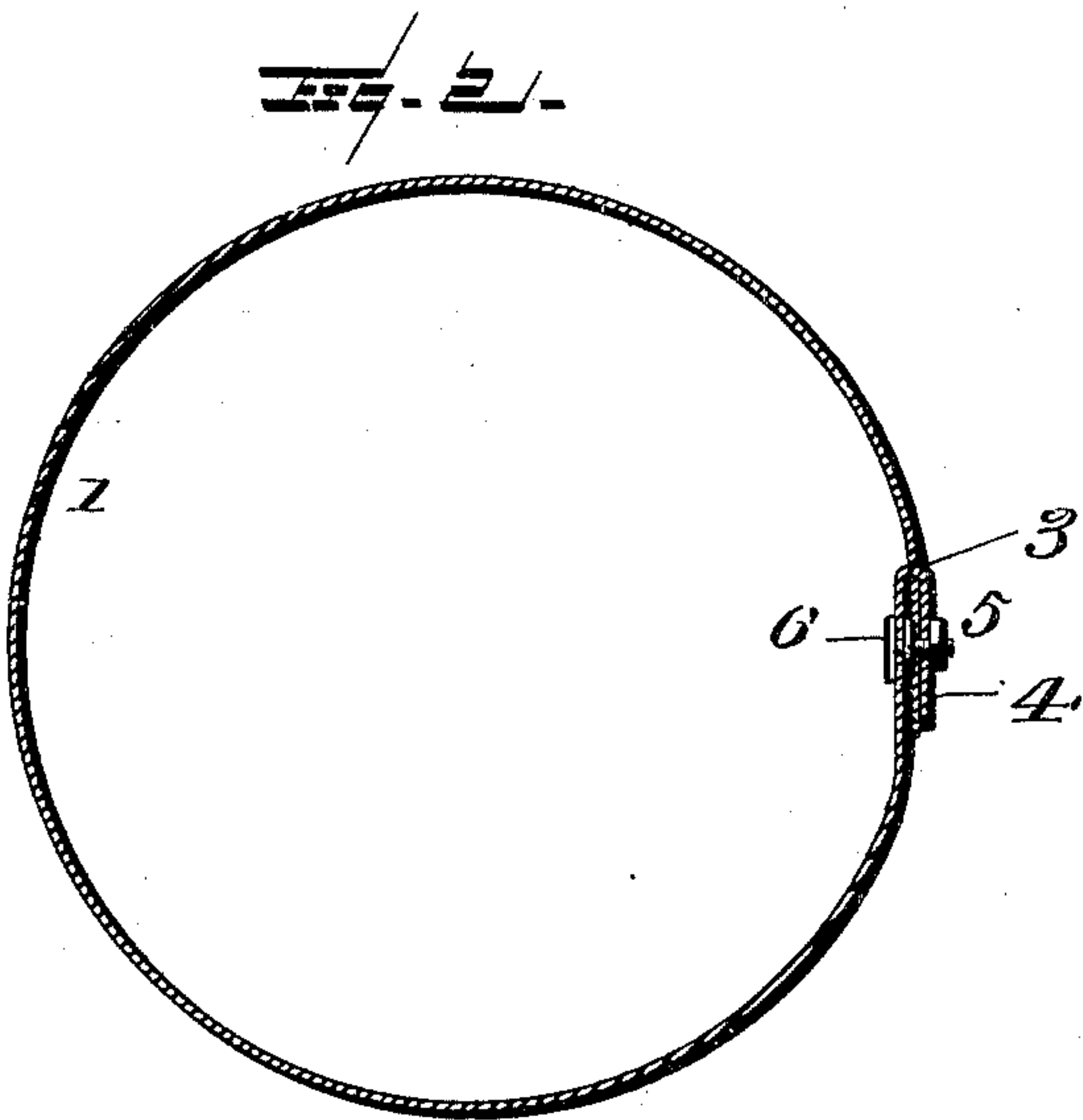
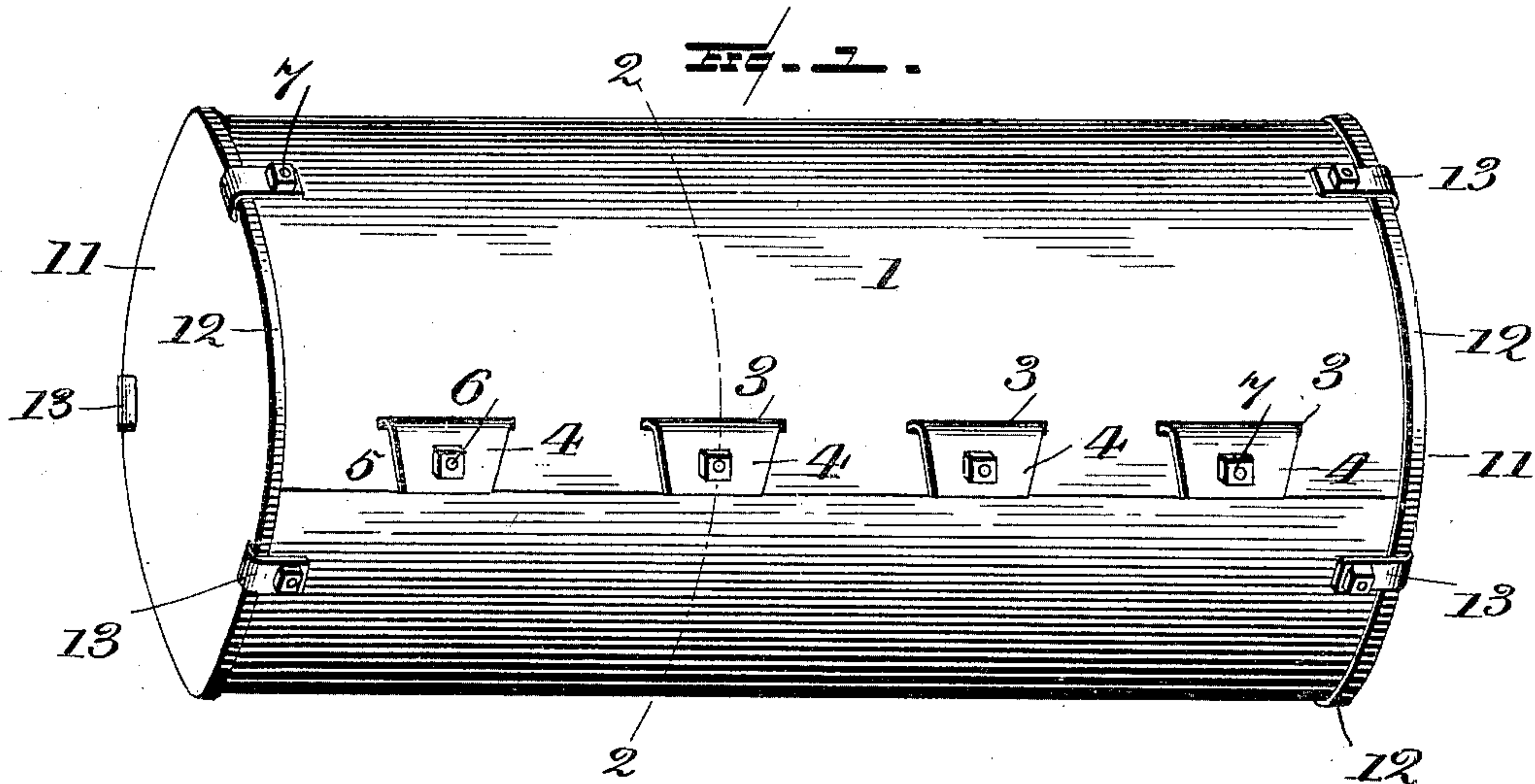
Patented Apr. 16, 1901.

T. T. MUNFORD.  
CYLINDRICAL BALE COVER.

(Application filed Aug. 28, 1899.)

(No Model.)

2 Sheets—Sheet 1.



Witnesses:  
L. C. Hills.  
Arthur B. Seibels.

Inventor  
Thomas T. Munford  
By *[Signature]* Attorneys.

No. 672,282.

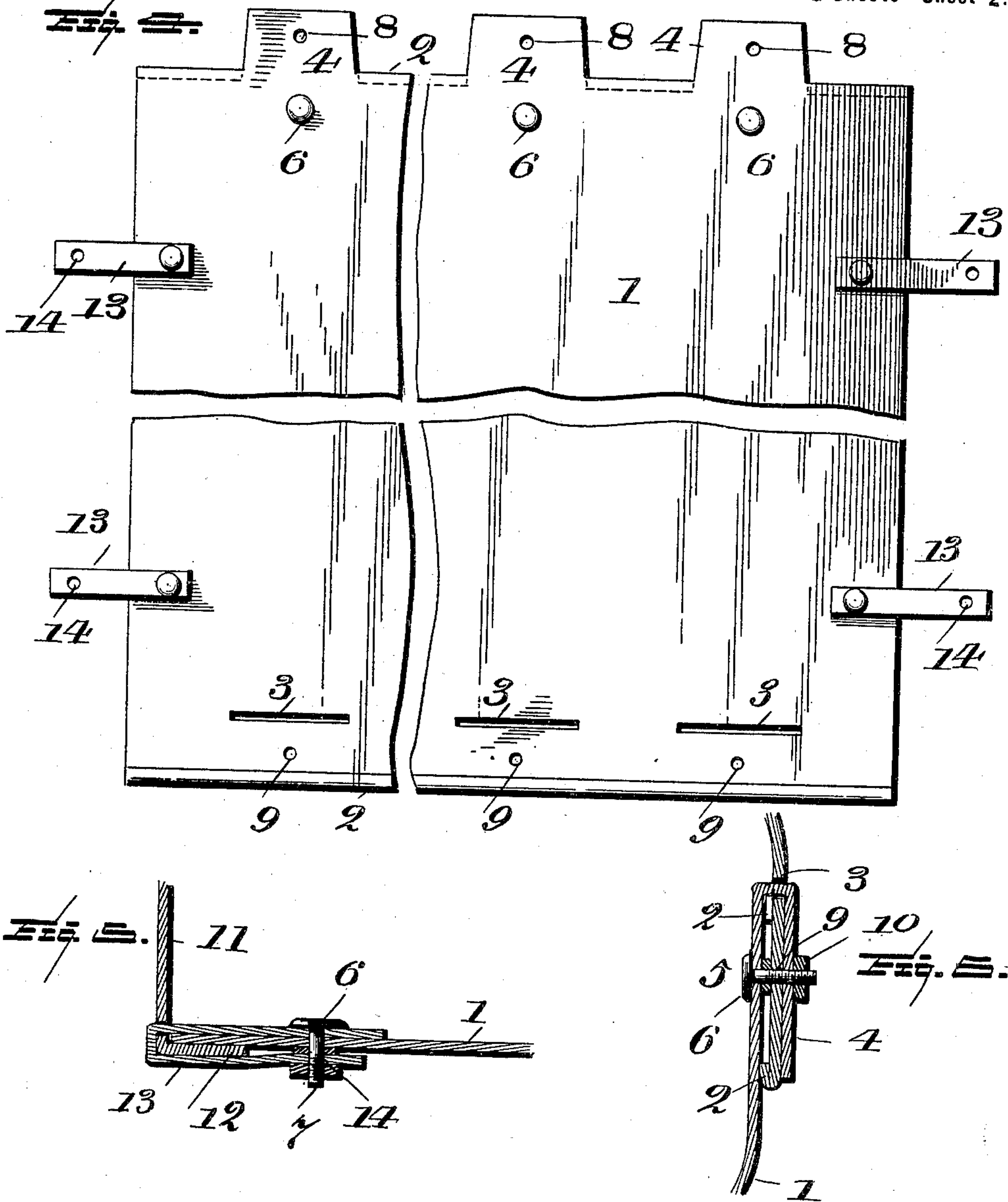
Patented Apr. 16, 1901.

T. T. MUNFORD.  
CYLINDRICAL BALE COVER.

(Application filed Aug. 28, 1899.)

(No Model.)

2 Sheets—Sheet 2.



Witnesses:

*L. C. Hills,*  
*Antony S. Selrod.*

Inventor

*Thomas T. Munford,*  
*by M. W. T. Howard*  
Attorneys.



# UNITED STATES PATENT OFFICE.

THOMAS T. MUNFORD, OF LYNCHBURG, VIRGINIA.

## CYLINDRICAL BALE-COVER.

SPECIFICATION forming part of Letters Patent No. 672,282, dated April 16, 1901.

Application filed August 28, 1899. Serial No. 728,741. (No model.)

*To all whom it may concern:*

Be it known that I, THOMAS T. MUNFORD, a citizen of the United States, residing at Lynchburg, in the county of Campbell and State of Virginia, have invented a new and useful Improvement in Cylindrical Bale-Covers, of which the following is a specification, reference being had to the accompanying drawings and to the numerals of reference marked thereon.

My invention relates to improvements in metallic bale-coverings, having particular reference to a cylindrical covering for cotton, wool, and analogous materials.

In baling cotton as heretofore generally practiced the lint cotton or fibrous material after having been compressed into a bale is held in that condition by means of bands; but this has been found objectionable, inasmuch as the material is left exposed and becomes liable to waste or destruction by theft, water, or fire, and to overcome these difficulties I have, in another application filed of even date herewith and bearing the Serial No. 728,740, described a rectangular covering made of metallic sheets held together by rivets, screws, nails, bolts, or other fastening devices, the structure so formed entirely inclosing the cotton, and thus preventing the waste, loss, or injury above referred to. In my present invention I aim to obtain the advantages derivable from the use of a metallic rectangular covering, at the same time giving to the bale-covering a cylindrical shape, which, as is known, has certain advantages in some baling operations, and employ with such cylindrical bale-covering certain novel means of fastening, as hereinafter described.

My improved covering consists of a sheet or blank of suitable metal—such as galvanized iron, &c.—bent into the form of a cylinder, the margins of the metal having fastening devices and the open ends being provided with caps so constructed and secured that they may be readily removed when desired to admit of inspection or sampling or for other purposes.

The fastening devices for the meeting margins of the covering-blank are capable of easy manipulation, so that the covering may be

speedily and conveniently set up or taken apart.

In the drawings, Figure 1 is a perspective view of the cylindrical bale-covering as it appears when in use. Fig. 2 is a transverse section on the line 2 2, Fig. 1. Fig. 3 is a perspective view of one of the end caps. Fig. 4 illustrates the blank from which the covering is made. Fig. 5 is an enlarged longitudinal section through one of the end fastenings. Fig. 6 is a section through one of the side fastenings.

Like numerals of reference indicate corresponding parts in all the figures.

1 designates the blank from which the covering is made, having a longitudinal beading or flattened bend 2 at each edge for strengthening the metal. A series of slits 3 are located near one of the margins of the blank and adapted to be engaged by an equal number of tongues 4, cut out of the blank near the other margin. At the rear of the tongues 4 are a series of fastening devices 5, each consisting of a rivet or spreader 6, by means of which the fastening device is permanently secured to the bale-covering, having a threaded portion 7. When the blank is bent into the form of a cylinder, the tongues 4 are passed through the slits 3 and bent back upon the covering, thereby locking the margins of the covering together. The tongues 4 have holes 8, which register with holes 9 in the covering near the margin of the blank opposite to that from which the tongues are cut. The threaded portion of the fastening device passes through the registering holes and receives a nut 10.

The end caps 11 of the bale-covering are also made of metal, each having a flange 12 adapted to rest upon the end of the covering. At equidistant points in the cap near the flange are a number of slits, through which pass, when the cap is in place, tongues 13, secured to the inside of the bale-covering by bolts. The tongues 13 after passing through the slits in the cap are bent back and secured by nuts on bolts passing through holes 14 in the tongues.

The bale-covering is simple, inexpensive to manufacture, and easily put together and opened for inspection of the material.

Changes in the construction of the fastening device herein described may be made without departing from the spirit of my invention and will suggest themselves to the skilled mechanic.

Having thus described my invention, I claim—

A covering for cotton or other textile or fibrous material consisting of the following elements in combination, to wit: a sheet or blank of suitable metal bent into the form of a cylinder, one margin of the sheet or blank having slits and the other tongues adapted to

enter said slits and to be folded down, the sheet being further provided with tongues 15 13; flanged end caps slitted for attachment to said tongues 13, and fastening devices for securing, respectively, the edges of the sheet or blank together and the end caps to the cylindrical body, substantially as set forth. 20

In testimony whereof I hereunto set my hand.

THOMAS T. MUNFORD.

Witnesses:

J. SINGLETON DIGGS,  
F. W. WHITAKER.