

No. 671,545.

Patented Apr. 9, 1901.

I. FREED.
CUFF HOLDER.

(Application filed Jan. 3, 1901.)

(No Model.)

Fig. 1.

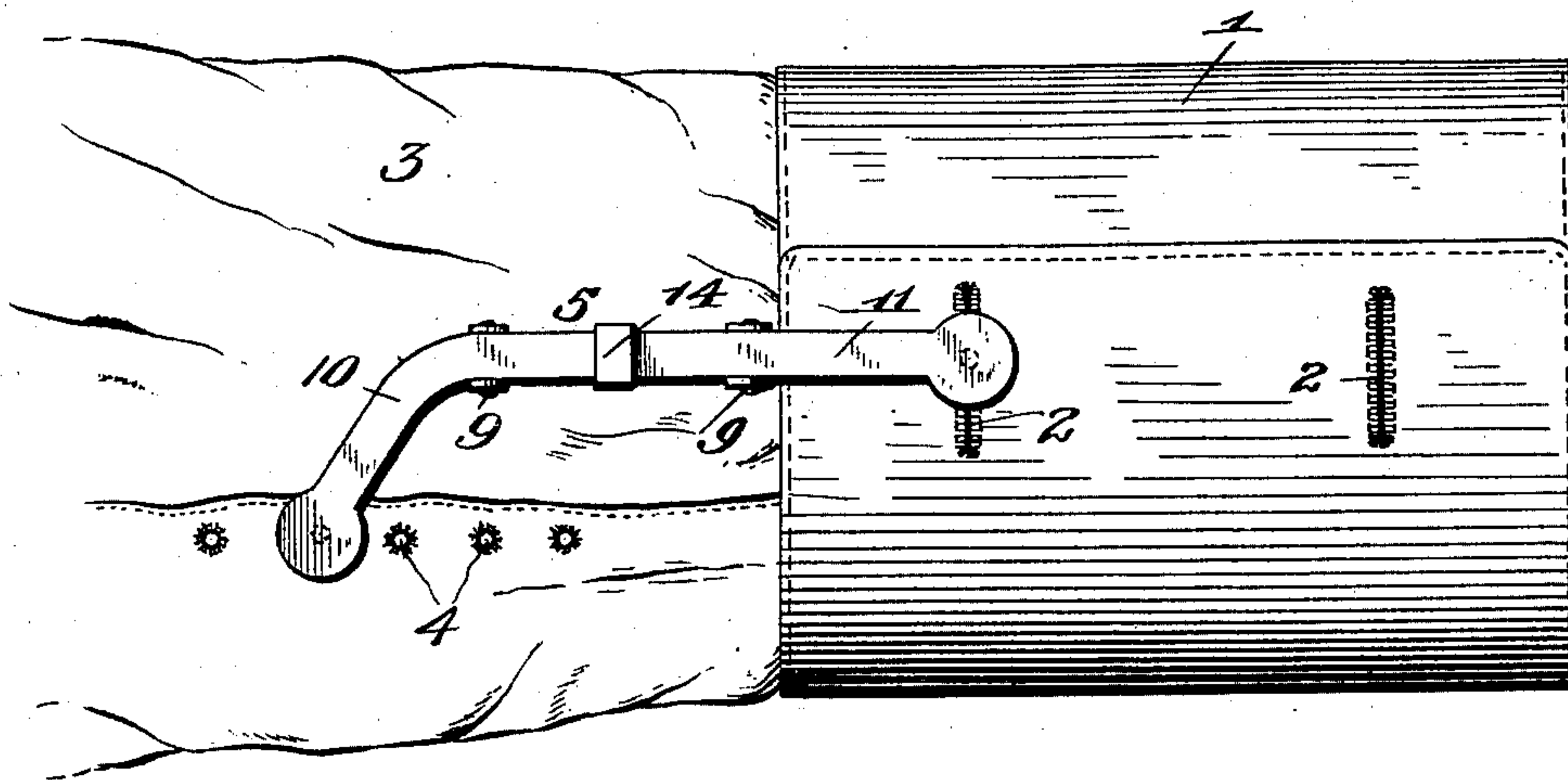


Fig. 2.

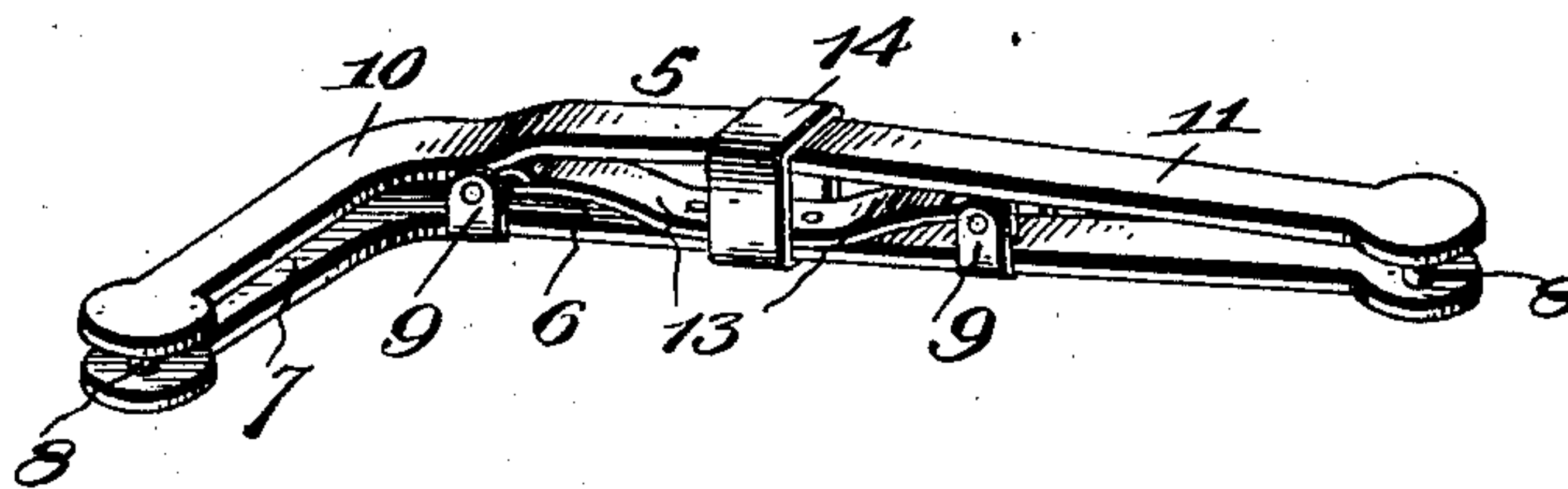
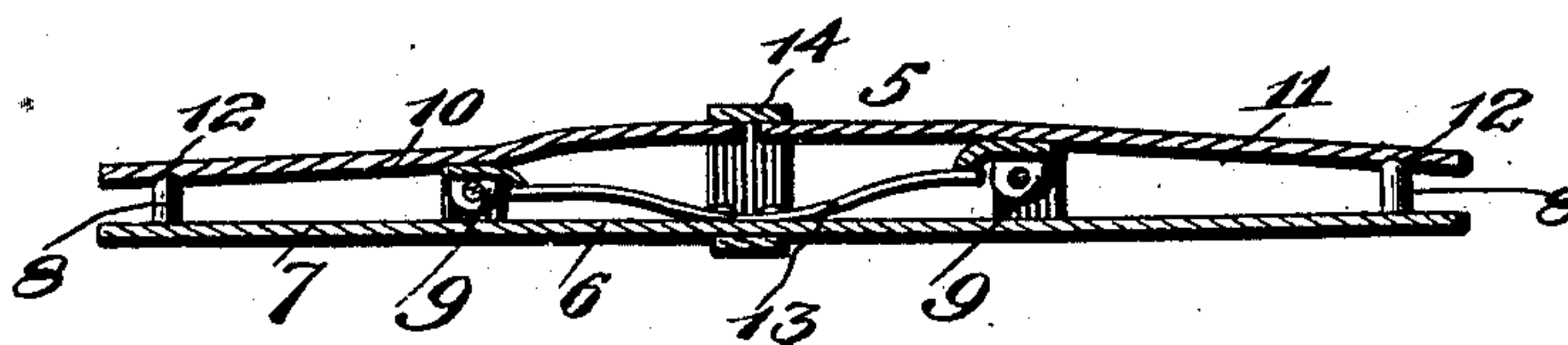


Fig. 3.



Inventor

Isaac Freed.

Witnesses

C. C. Hunt
J. B. Wilson

By

A. B. Wilson & Co

Attorneys

UNITED STATES PATENT OFFICE.

ISAAC FREED, OF HARRISBURG, PENNSYLVANIA.

CUFF-HOLDER.

SPECIFICATION forming part of Letters Patent No. 671,545, dated April 9, 1901.

Application filed January 3, 1901. Serial No. 41,967. (No model.)

To all whom it may concern:

Be it known that I, ISAAC FREED, a citizen of the United States, residing at Harrisburg, in the county of Dauphin and State of Pennsylvania, have invented certain new and useful Improvements in Cuff-Holders; and I do declare the following to be a full, clear, and exact description of the invention, such as will enable others skilled in the art to which it appertains to make and use the same.

The invention relates to cuff-holders.

One object of the invention is to provide a device of this character which shall be simple in construction, durable in use, and comparatively inexpensive of production, especial provision being made for adjusting the cuff lengthwise the sleeve, whereby the cuff may be exposed any distance below the sleeve or may be adjusted above the lower edge of the sleeve to be out of view and out of the way.

With this and other minor objects in view the invention consists of certain novel features of construction, combination, and arrangement of parts, which will be hereinafter more fully described, and particularly pointed out in the appended claims.

In the accompanying drawings, Figure 1 is view showing the application of my invention. Fig. 2 is a detail perspective view of the cuff-holder. Fig. 3 is a longitudinal sectional view.

Referring now more particularly to the drawings, the numeral 1 denotes the cuff, provided with the usual buttonholes 2, and 3 denotes the shirt-sleeve, provided with a longitudinal row of eyelets 4.

5 denotes the cuff-holder, which consists of a bar 6, one end 7 of which is curved at an angle to the length of the bar and each end of which constitutes a fixed jaw provided with a pin 8.

9 denotes bearing-studs projecting upward from the bar, and 10 and 11 denote levers pivoted to the bearing-studs and having their outer ends terminating in jaws corresponding to and coacting with the fixed jaws. The pivoted jaws preferably have sockets 12, with which the pins of the fixed jaws engage. The pivoted jaws are held in operative position with the fixed jaws by a bow-spring 13, secured to the fixed bar, and the inner ends of the pivoted jaws project toward each other and nearly touch and are shielded by a guard-bail 14, which will prevent the accidental dis-

engagement of the holder from the cuff or sleeve by a person leaning or bearing against an object.

In use the pin of each jaw is inserted, one through the buttonhole of a cuff and the other through the eyelet of the shirt-sleeve, and the pivoted jaws closed down in engagement with the pins. In this position the cuff is securely locked in place and will not slip in its adjusted connection with the shirt-sleeve.

By the employment of a guard-bail should a person lean against a flat object, such as a wall or a desk, the inner ends of the spring-actuated levers will be prevented from being compressed. This is a very important point in the present invention.

From the foregoing description, taken in connection with the accompanying drawings, the construction and mode of operation of my improved cuff-holder will be readily understood without requiring a more extended explanation.

Various changes in the form, proportion, and minor details of construction may be made within the scope of the invention without departing from the spirit or sacrificing any of the advantages thereof.

Having thus described my invention, what I claim, and desire to secure by Letters Patent, is—

1. A cuff-holder comprising a bar formed with jaws at its ends, spring-actuated levers pivoted to said bar and having jaws coacting with the first-named jaws, and a guard-bail carried by the bar and embracing the adjacent ends of said levers to prevent accidental compression of said levers, substantially as set forth.

2. A cuff-holder comprising a bar having fixed jaws and pins projecting from its opposite ends, spring-actuated levers pivoted to said bar and having jaws provided with seats to receive said pins, and a guard-bail carried by said bar and embracing the inner adjacent ends of said levers to protect the same from accidental compression, substantially as set forth.

In testimony whereof I have hereunto set my hand in presence of two subscribing witnesses.

ISAAC FREED.

Witnesses:

H. G. HOGENTOGLER,
H. H. FREEBURN.