

No. 671,486.

Patented Apr. 9, 1901.

J. B. LAUMANN.
PORTABLE CASH BOX.
(Application filed Dec. 20, 1900.)

(No Model.)

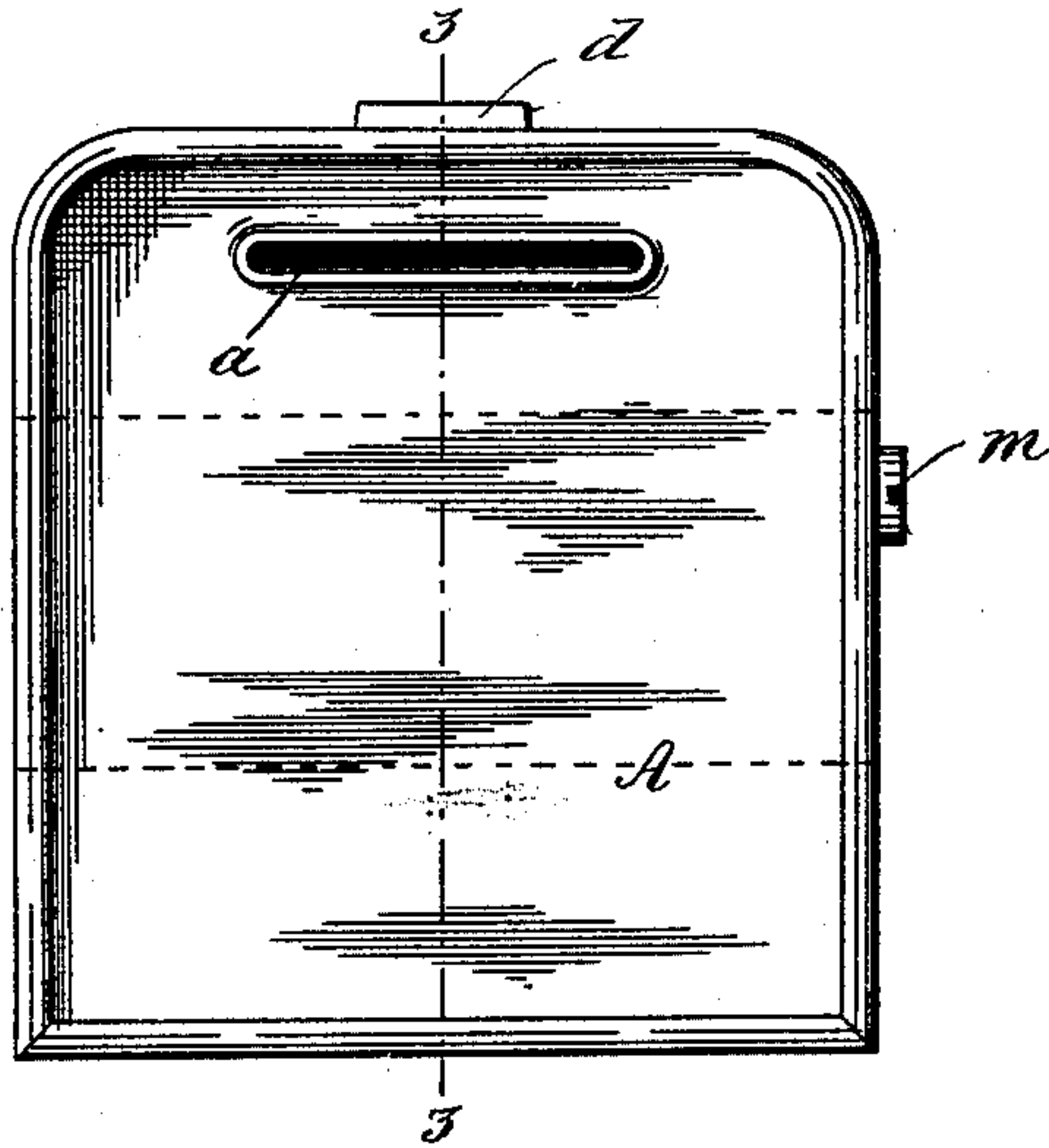


Fig. 1.

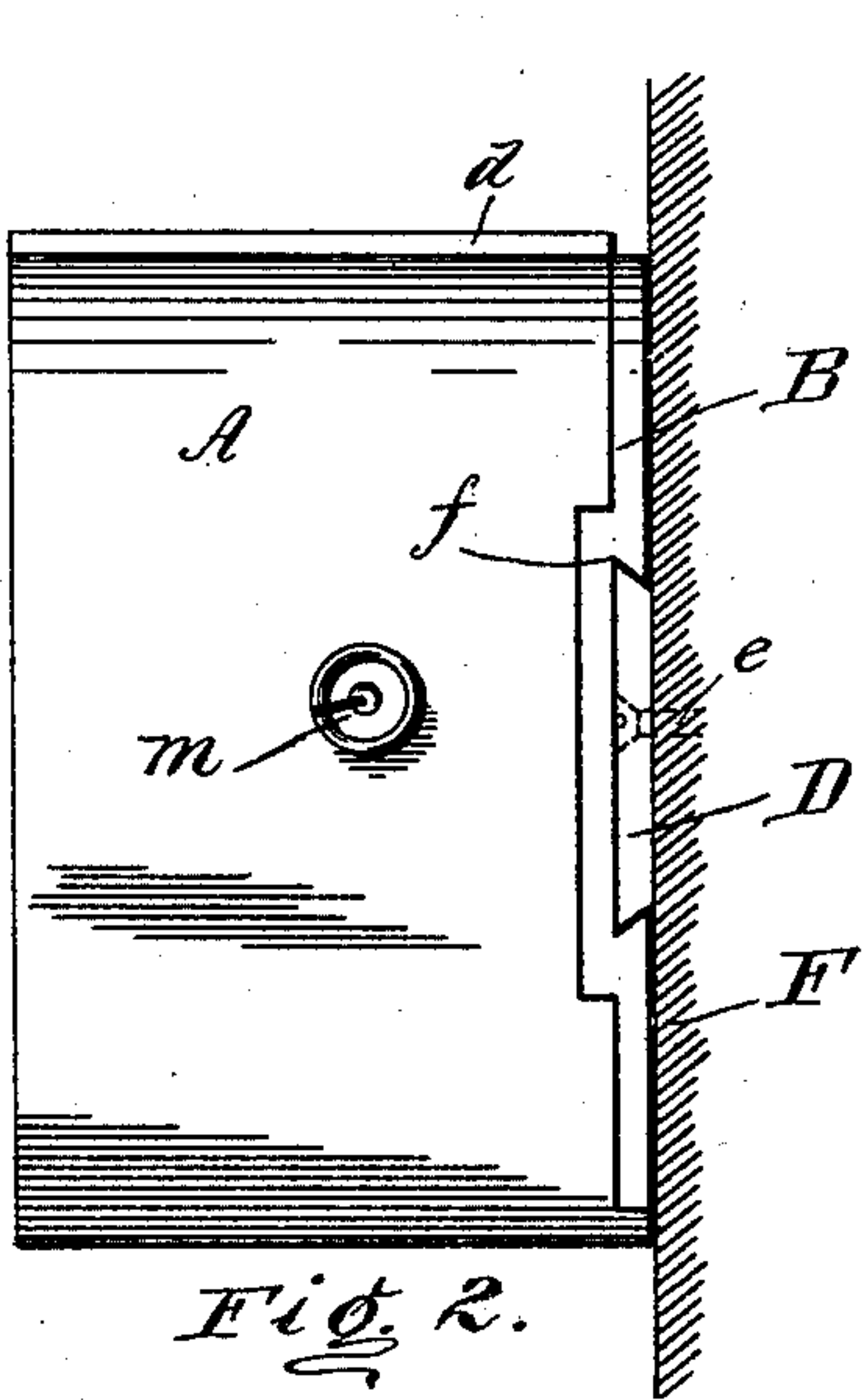


Fig. 2.

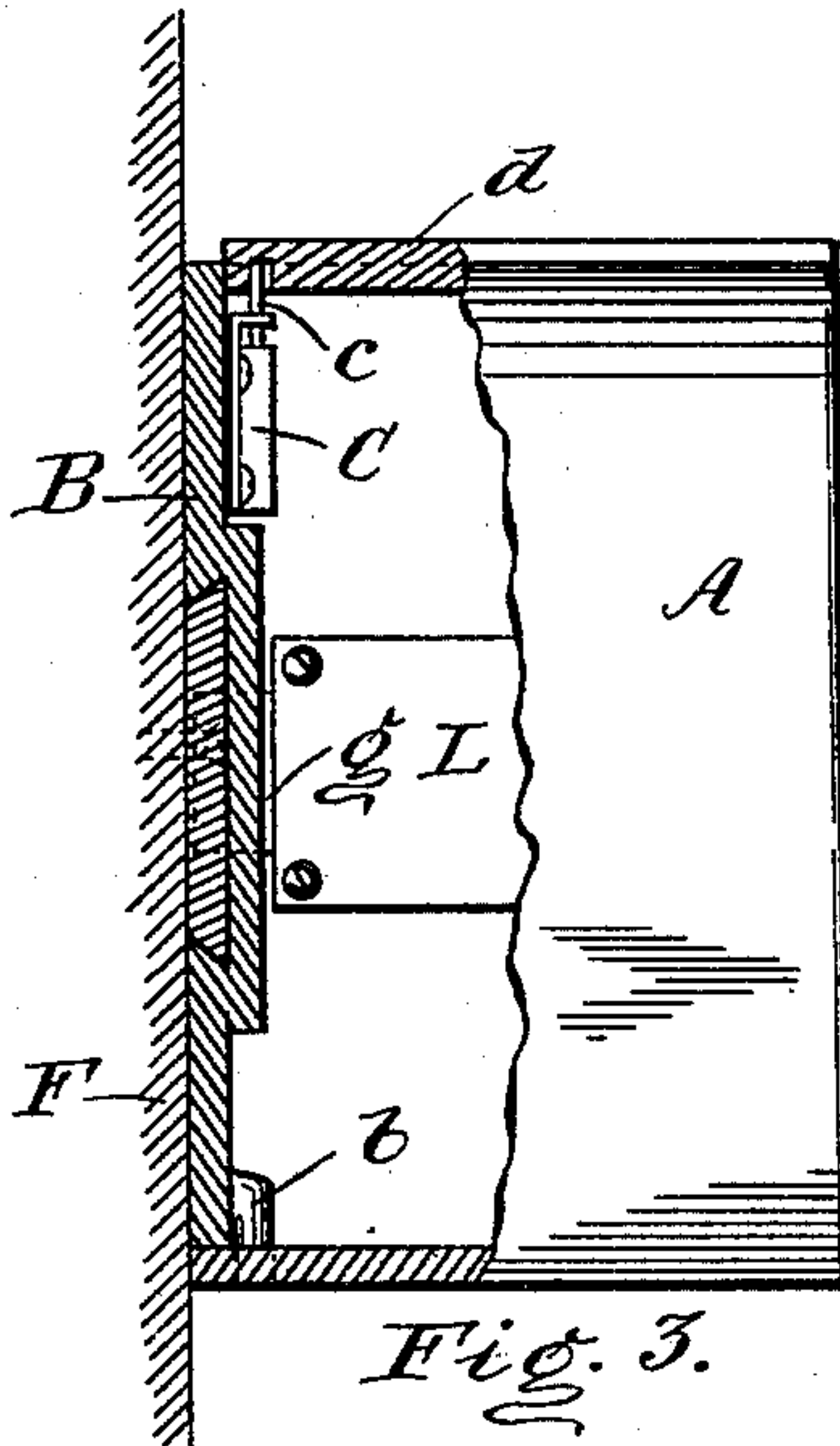


Fig. 3.

Witnesses.
Clarence C. Melthrop.
George B. Widdell

Inventor.
John B. Laumann
by Alfred M. Allen
Attorney.

UNITED STATES PATENT OFFICE.

JOHN B. LAUMANN, OF CINCINNATI, OHIO.

PORTABLE CASH-BOX.

SPECIFICATION forming part of Letters Patent No. 671,486, dated April 9, 1901.

Application filed December 20, 1900. Serial No. 40,501. (No model.)

To all whom it may concern:

Be it known that I, JOHN B. LAUMANN, a citizen of the United States, residing in the city of Cincinnati, county of Hamilton, and State of Ohio, have invented certain new and useful Improvements in Portable Cash-Boxes, of which the following is a full, clear, and exact description, reference being had to the accompanying drawings, forming part of this specification.

My invention relates to cash-boxes for the reception of small sums of money until a sufficient amount has been accumulated to justify a deposit in bank or other disposition thereof; and it consists of a certain novel construction and arrangement, whereby the cash-box may be readily and easily supported in any convenient location and securely locked to the support, in which position access to the contents of the box shall be impossible.

The special purpose of my invention is to provide a portable cash-deposit receptacle for use in connection with accumulations of cash for savings-banks and the like, which box shall be provided with two locks, one to secure the entrance to the box and the other to fasten the box to the wall or other support for the use of the depositor, the receiver at the bank of deposit to retain the key to the cash-box, while the depositor holds the key for securing the box in its fixed position at the home of the depositor. The depositor makes his deposit from day to day into the cash-box, and at such intervals as he may select he unlocks the box from its support and carries it to bank, where the receiver, with his key, opens the box and credits the depositor with the amount therein, and locking the box, but retaining the key, returns the box to the depositor for further savings. To provide a most convenient box for the purpose, with means for securing it to make it a fixture at the home of the depositor, is the purpose of my invention.

In the drawings, Figure 1 is a front elevation of my cash-box. Fig. 2 is a side elevation of same. Fig. 3 is a central vertical section on the lines 3 3 of Fig. 1.

The deposit-box A is preferably made of cast metal of any convenient size and shape and provided with the usual slot *a* for the deposit of the cash into the box. The back of the box

is a removable plate B, held in place and securely locked by the lugs *b b* at the bottom of the plate, which enter corresponding recesses in the bottom, and the bolt *c* of the lock C, secured to the back, which bolt engages a recess in the top of the box, the top wall being thickened at this point, as shown at *d*. The bolt of the lock C is thrown by a key inserted through a suitable keyhole in the back, and the back B can then be lifted away to remove the box contents.

D is a dovetailed plate which is secured by screws *e* or otherwise at any convenient position to a wall F or other fixed support when desired. A corresponding dovetailed groove *f* is formed in the back-plate B of the deposit-box, and the box is secured to the support by sliding the plate over the dovetailed plate, where it is locked in position by the bolt *g* of the lock L. This lock is secured to the inner side wall of the box, while the back-plate is slotted to allow for the passage of the bolt, and the plate D is recessed to receive the end of the bolt *g*. The lock L is operated by a key inserted through the keyhole *m* on the side of the box. It will be evident that when the cash-box is thus locked to its support the key-opening for the lock C, which locks the back-plate to the box, will be inaccessible. As already stated, the key for this lock C is preferably retained by the savings-bank officials, and when a sufficient sum has been accumulated in the box A the owner unlocks the box with the key to the lock L, which he retains, slides it from the supporting-plate D, and takes it to the bank, where it is opened and the money contained therein placed to his credit.

Having thus described my invention, what I claim, and desire to secure by Letters Patent, is—

1. A portable cash-box, provided with a slot for the deposit, and an opening in the back for the removal of the cash, back-cover for closing said opening, with a key-actuated bolt to lock the cover to the box, and key-opening therefor through said back-cover, plate permanently secured to some fixed support and means for locking said back-cover thereto, whereby when the box is locked to the plate, access to the box-lock shall be impossible, substantially as shown and described.

2. A portable cash-box, provided with a slot
for the deposit, and an opening in the back
for the removal of the cash, back-cover for
closing said opening, with a key-actuated bolt
5 to lock the cover to the box, and key-opening
therefor through said back-cover, a dovetailed
plate permanently secured to some fixed sup-
port, with a dovetailed groove on the back-
cover to engage said plate, and a key-actu-
ated bolt secured within said box to lock said 10
back-cover to said plate, substantially as
shown and described.

JOHN B. LAUMANN.

Witnesses:

W. S. KYLE,

CHARLES W. HOFFMAN.