

No. 671,346.

Patented Apr. 2, 1901.

E. G. LOCHMANN.
NASAL DOUCHE CUP.
(Application filed Nov. 1, 1900.)

(No Model.)

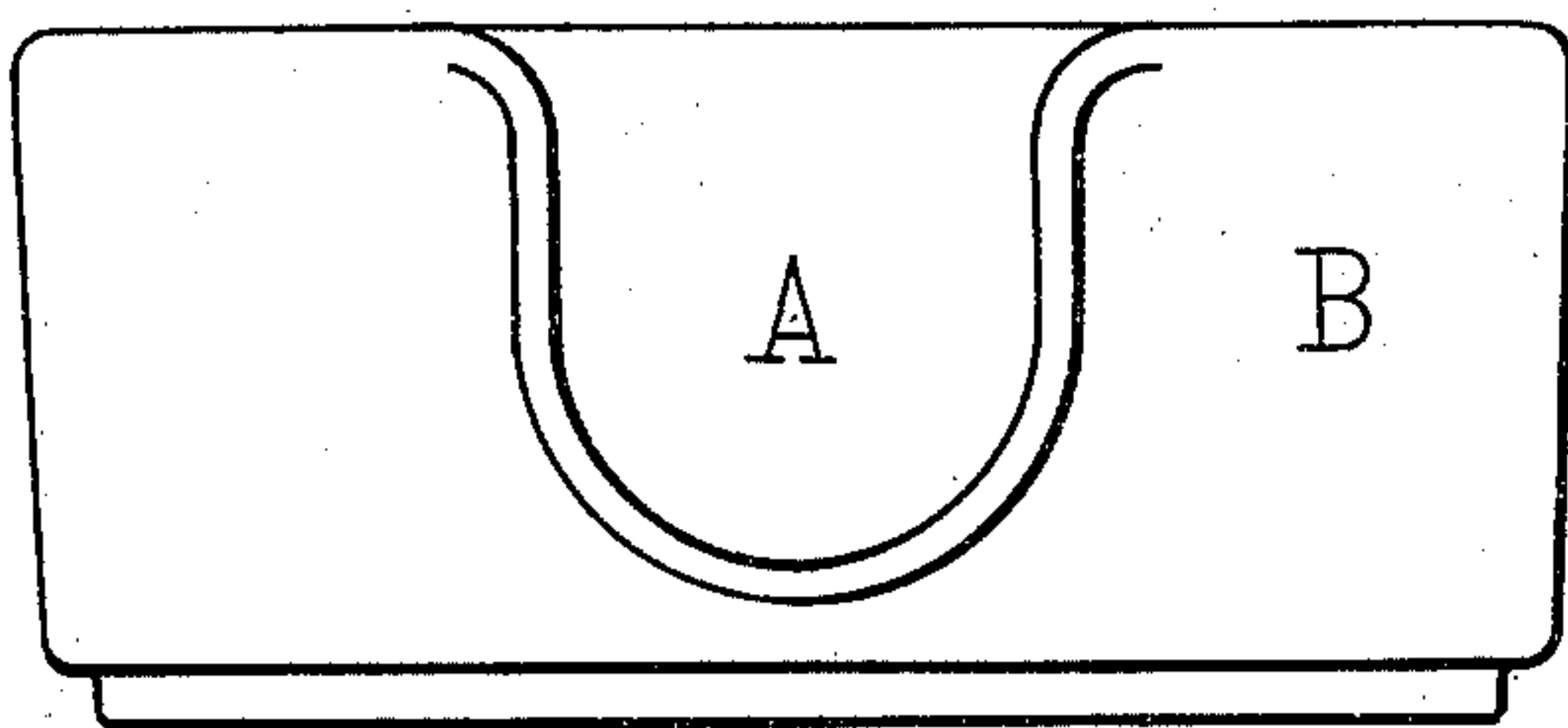


Fig. 1.

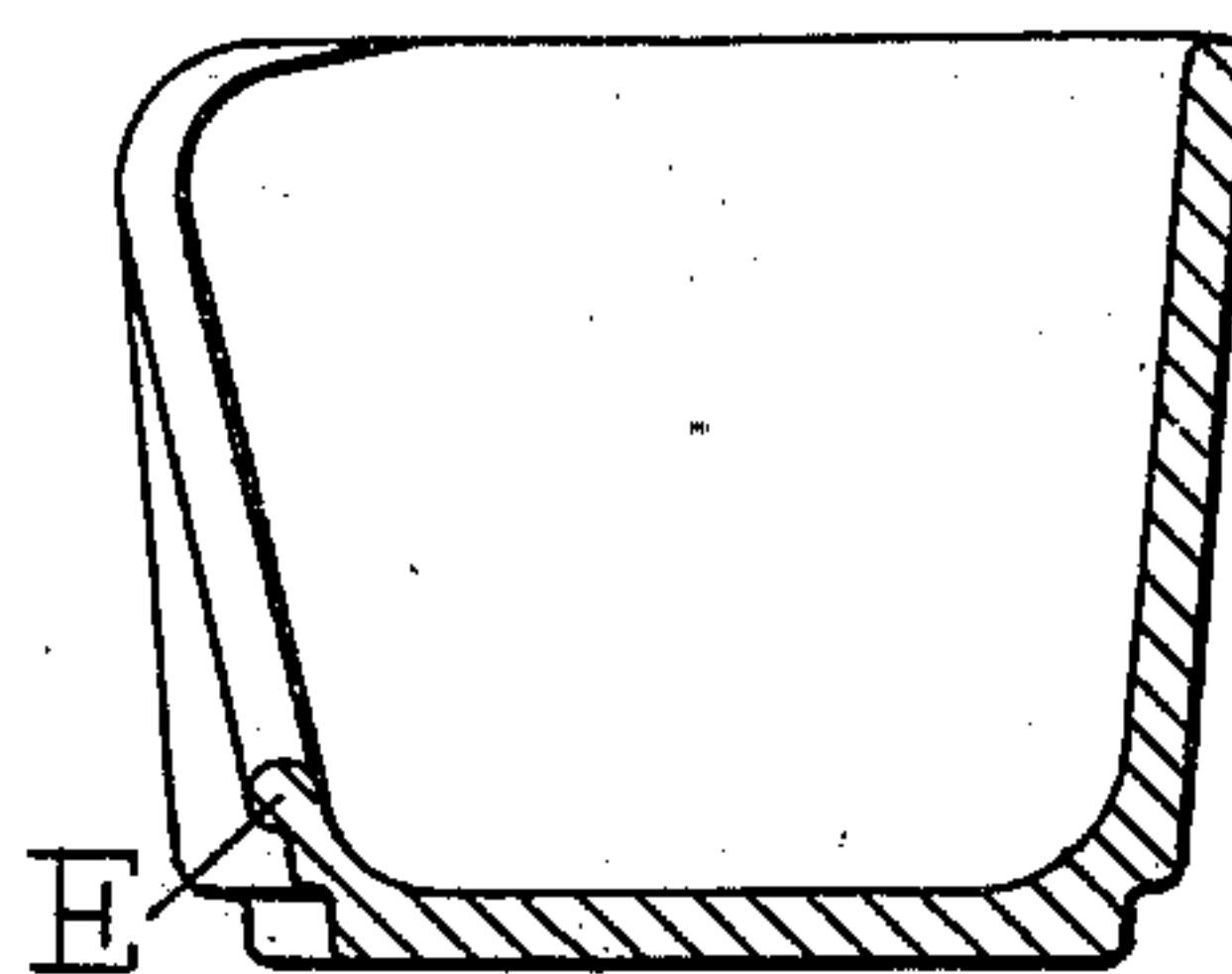


Fig. 2.

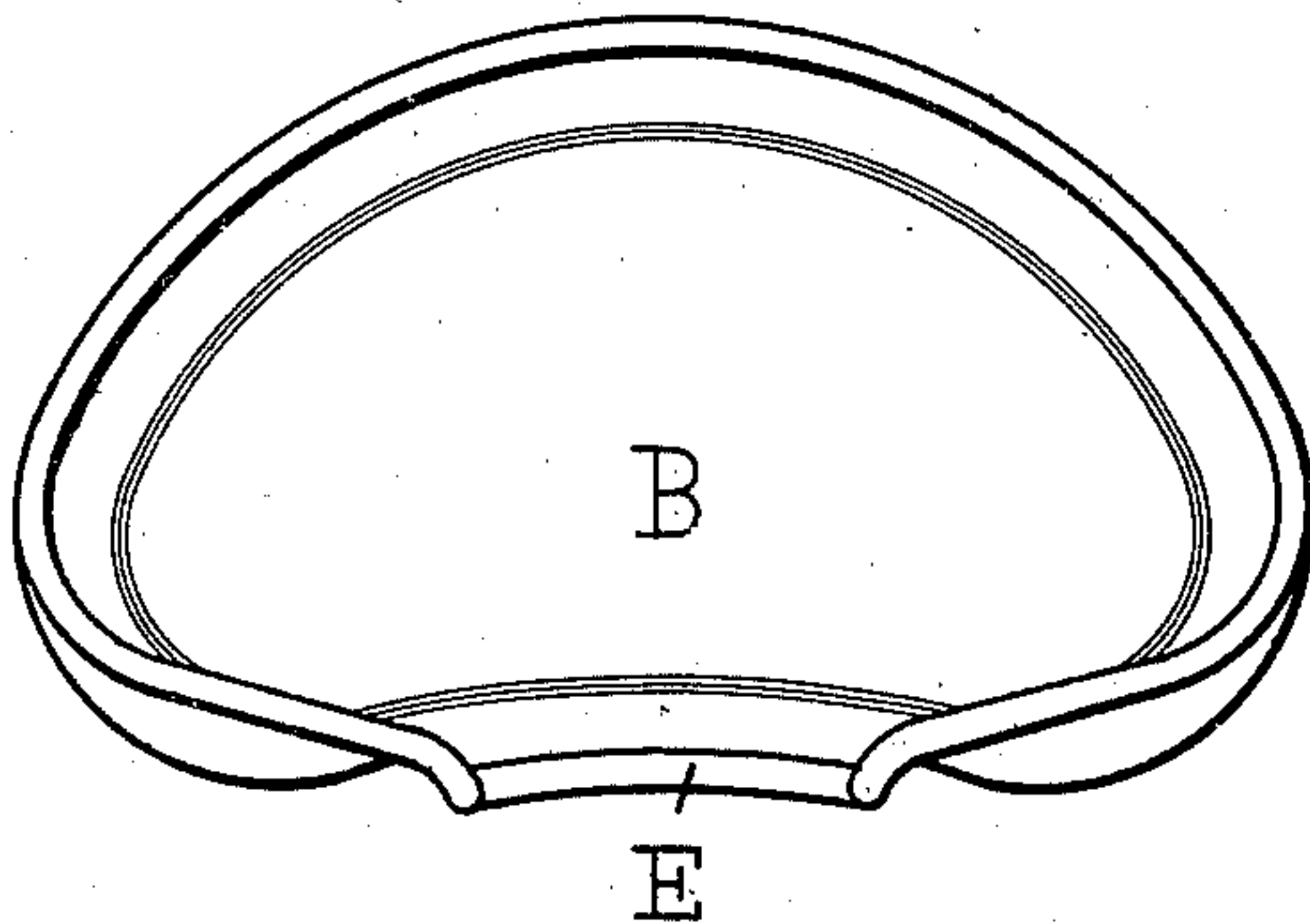


Fig. 3.

Witnesses
William Miller
Carl Pönggen

Inventor
Ernst Georg Lochmann
By Hauff & Hauff
Attorneys

UNITED STATES PATENT OFFICE.

ERNST GEORG LOCHMANN, OF LEIPSIC-GOHLIS, GERMANY.

NASAL-DOUCHE CUP.

SPECIFICATION forming part of Letters Patent No. 671,346, dated April 2, 1901.

Application filed November 1, 1900. Serial No. 35,135. (No model.)

To all whom it may concern:

Be it known that I, ERNST GEORG LOCHMANN, a subject of the King of Saxony, residing at Leipsic-Gohlis, in the Kingdom of Saxony and Empire of Germany, have invented new and useful Improvements in Nasal-Douche Cups, of which the following is a specification.

In the nasal-douche cup heretofore in use the fluid-containing vessel is customarily placed above the level of the head and connection with the nose made by a tube or hose. Nasal douches of pear shape are also in use. Here the douching liquid is led off through a tube branching from the bottom of the vessel and inserted into one of the nostrils. These nasal douches have a disadvantage, as they cause too high a pressure, and thus might act injuriously, and also that they require practice or experience for use.

According to this invention the douche consists of a cup-like vessel having a passage for inserting the nose.

This invention is illustrated in the annexed drawings, in which—

Figure 1 is a front elevation of a douche embodying this invention. Fig. 2 is a cross-section of Fig. 1. Fig. 3 is a plan view of Fig. 1.

The cup B is formed of metal, hard rubber, porcelain, or other material, and the lateral cut or passage A for the nose has a swelling

or bead-like rim E. On applying the cup to the face so that the nose extends thereinto the elevated rim E of cut A seats itself about the nose to the fleshy parts of the face, and a closure or tight joint is thus secured between the cup and face. In using such a douche the latter is inclined so that the nose-cut A is at the highest point. The cup or reservoir is now pressed to the face in such manner that the nose reaches through the cut into the interior. The head being then slightly inclined backward while the cup is held in front of the nose the fluid is compelled to run through the nostrils.

A douche of this sort is easily cleaned, and as it is of simple form it can be conveniently accommodated on any toilet-table.

What I claim as new, and desire to secure by Letters Patent, is—

A nasal-douche cup having part of its wall cut away from the top to near the bottom thereof and so shaped as to have the edge of the cut extend outwardly and adapted to fit about the nose when the douche is in use.

In testimony whereof I have hereunto set my hand in the presence of two subscribing witnesses.

ERNST GEORG LOCHMANN.

Witnesses:

RUDOLPH FRICKE,
HUGO HEFFTER.