

No. 668,897.

Patented Feb. 26, 1901.

S. WEILLER.
FLOWER HOLDER.

(Application filed Dec. 8, 1900.)

(No Model.)

Fig 1




Fig 2

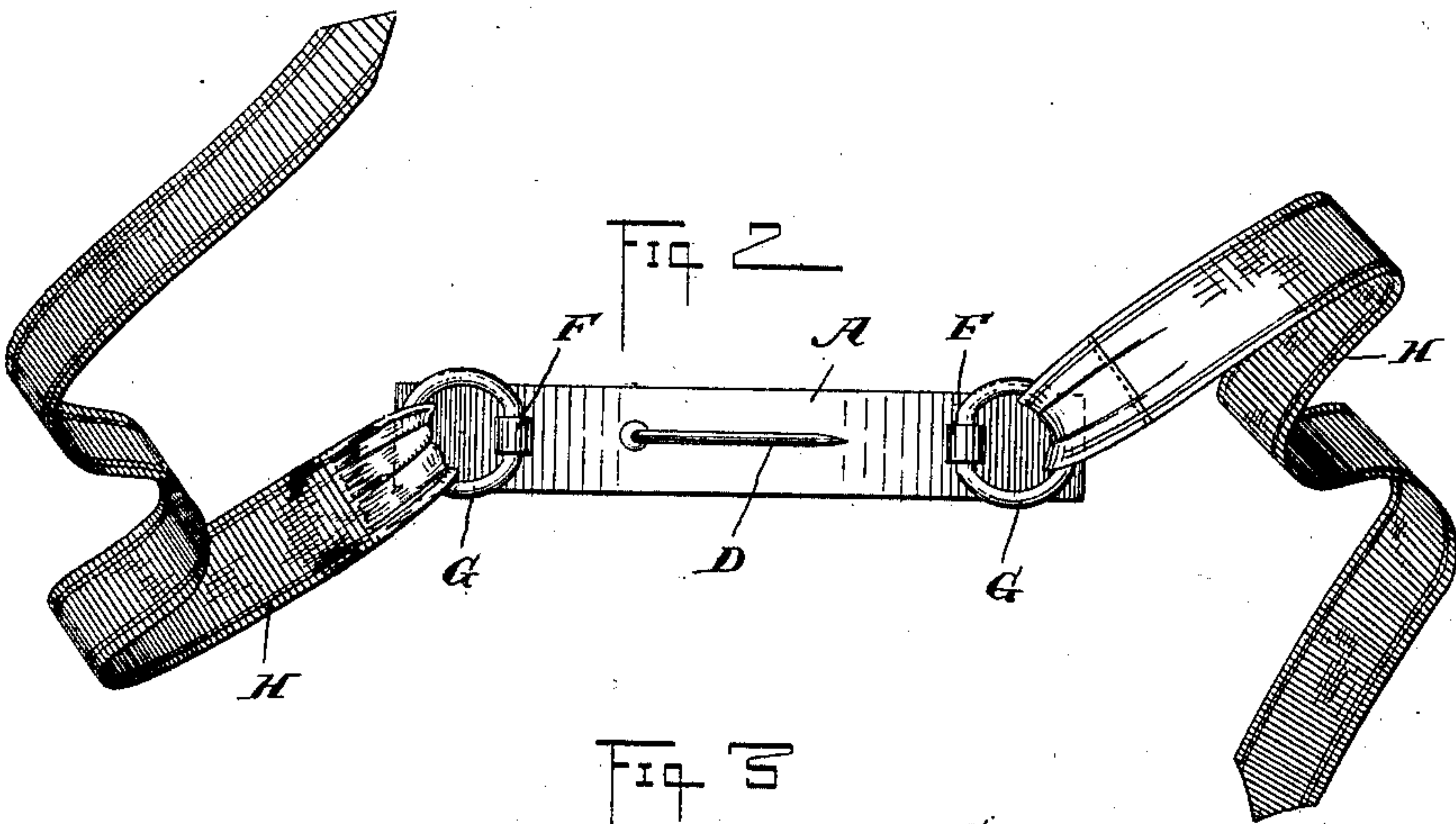
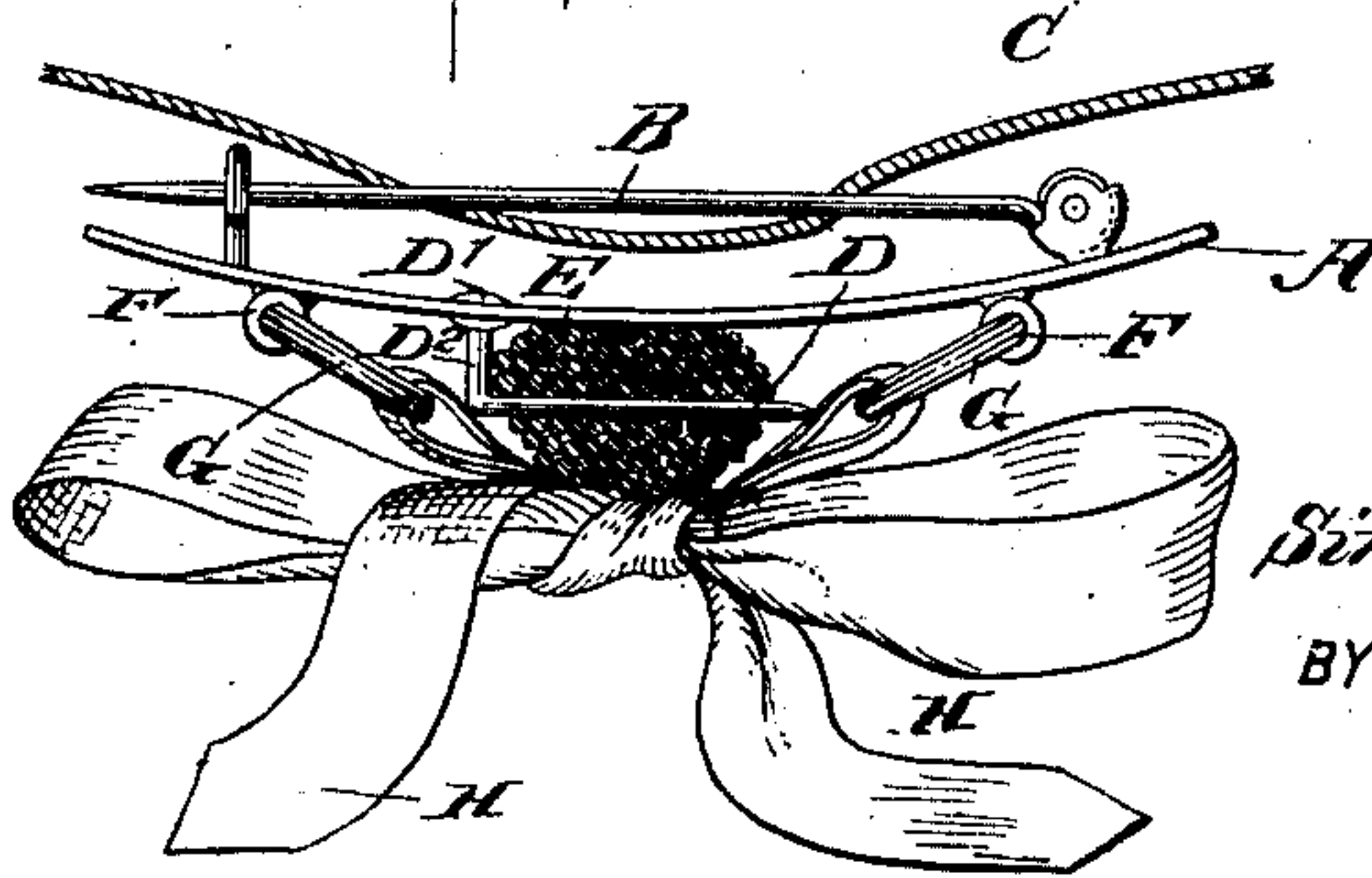


Fig 3



WITNESSES:

W. G. Hester

INVENTOR

Simon Weiller

BY

Munn

ATTORNEYS

UNITED STATES PATENT OFFICE.

SIMON WEILLER, OF NEW YORK, N. Y.

FLOWER-HOLDER.

SPECIFICATION forming part of Letters Patent No. 668,897, dated February 26, 1901.

Application filed December 8, 1900. Serial No. 39,181. (No model.)

To all whom it may concern:

Be it known that I, SIMON WEILLER, a citizen of the United States, and a resident of the city of New York, borough of Manhattan, in the county and State of New York, have invented a new and Improved Flower-Holder, of which the following is a full, clear, and exact description.

The object of the invention is to provide a new and improved flower-holder which is simple and durable in construction, easily attached to any part of a person's dress, and adapted to receive and securely hold a bunch of flowers in the desired position.

The invention consists of novel features and parts and combinations of the same, as will be fully described hereinafter and then pointed out in the claims.

A practical embodiment of the invention is represented in the accompanying drawings, forming a part of this specification, in which similar characters of reference indicate corresponding parts in all the views.

Figure 1 is a perspective view of the improvement as applied to a lady's dress. Fig. 2 is an enlarged front elevation of the improvement in an open position ready to receive the flowers, and Fig. 3 is a plan view of the improvement as applied to the dress and with a bunch of flowers in position.

The improved flower-holder consists, essentially, of a bar A, slightly curved to conform to the shape of the user's dress, and on the back of this bar A is arranged a fastening device B, preferably in the form of a safety-pin, for securely attaching the bar to a person's dress, as indicated in Figs. 1 and 3. On the front of the bar A is arranged a pin D, secured at one end D' to the bar and extending with a portion of its shank D² forwardly a desired distance, with the pointed end parallel to the bar A in the direction of the length of the bar, as is plainly indicated in Fig. 2. The stems of a bunch of flowers can be readily slipped sidewise upon the pin D from the pointed end thereof, so that a portion of the stems are between the pin and the bar and the other portion in front of the pin, as is plainly indicated in Fig. 3.

On the front of the bar A and at opposite sides of the pin D are secured eyes F, holding rings G, to which are secured the ends of two bands or ribbons H, adapted to be passed

to the front of the stems E and tied in a bow, so as to securely hold the flowers in position on the pin D and bar A and at the same time greatly enhance the appearance of the flowers. When the bands are tied together, they form practically a single flexible band extended in front of the pin. It will be seen that by the arrangement described the bar A, pin D, fastening device B, and the rings G are rendered invisible by the tying of the ribbons H in front of the stems, as above described and shown in Figs. 1 and 3, so that the device does not detract in any way from the appearance of the flowers, and at the same time the flowers are securely held in position on the device and in the proper direction, according to the wearer's desire.

Having thus fully described my invention, I claim as new and desire to secure by Letters Patent—

1. A holder, comprising a bar having a fastening device for securing the bar to a dress or the like, a pin on the bar extending approximately parallel to and in the direction of the length of the bar, to receive the stems of a bunch of flowers and a flexible band for passing over the front of the pin, as set forth.

2. A holder, comprising a bar having a fastening device for securing the bar to a dress or the like, a pin on the bar extending approximately parallel to and in the direction of the length of the bar, to receive the stems of a bunch of flowers, and bands on said bar on opposite sides of the pin and adapted to be passed in front of the stems and tied in a bow, as set forth.

3. A holder, comprising a bar having a fastening device for securing the bar to a dress or the like, a pin on the bar extending approximately parallel to and in the direction of the length of the bar, to receive the stems of a bunch of flowers, rings removably held on said bar on opposite sides of the pin, and bands secured at their ends to said rings and adapted to be passed in front of the flower-stems and tied in a bow, as set forth.

In testimony whereof I have signed my name to this specification in the presence of two subscribing witnesses.

SIMON WEILLER.

Witnesses:

THEO. G. HOSTER,

EVERARD BOLTON MARSHALL.