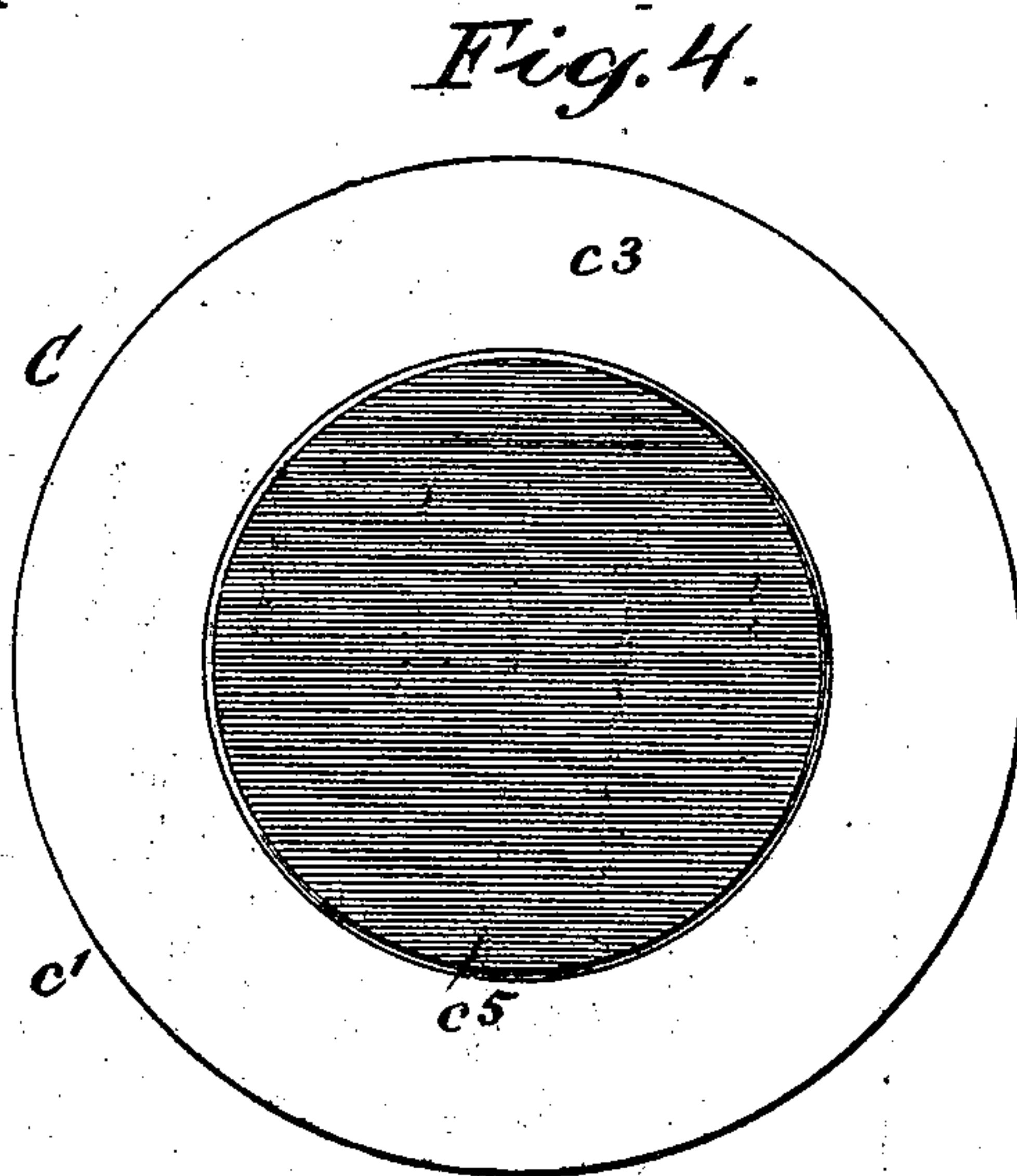
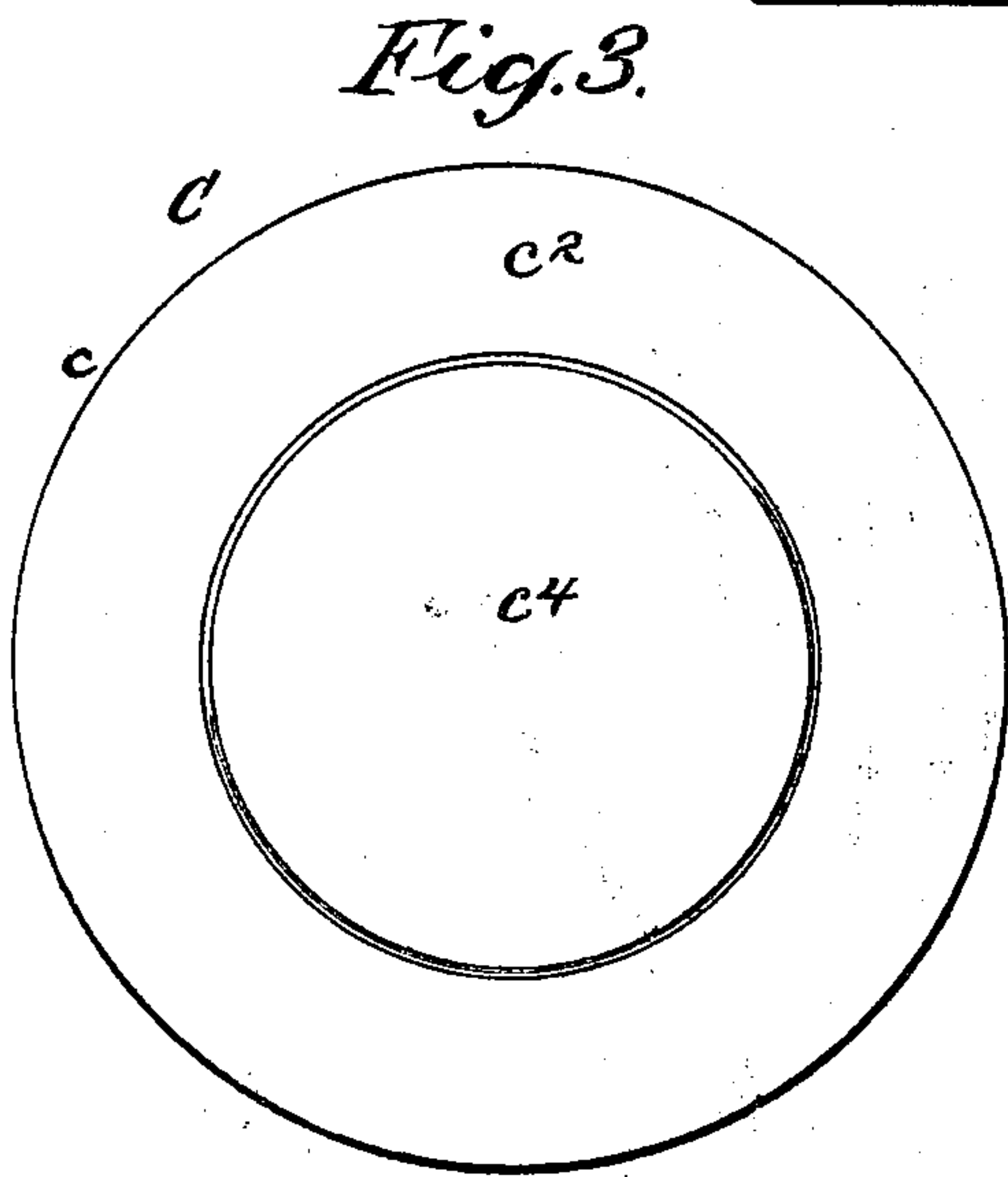
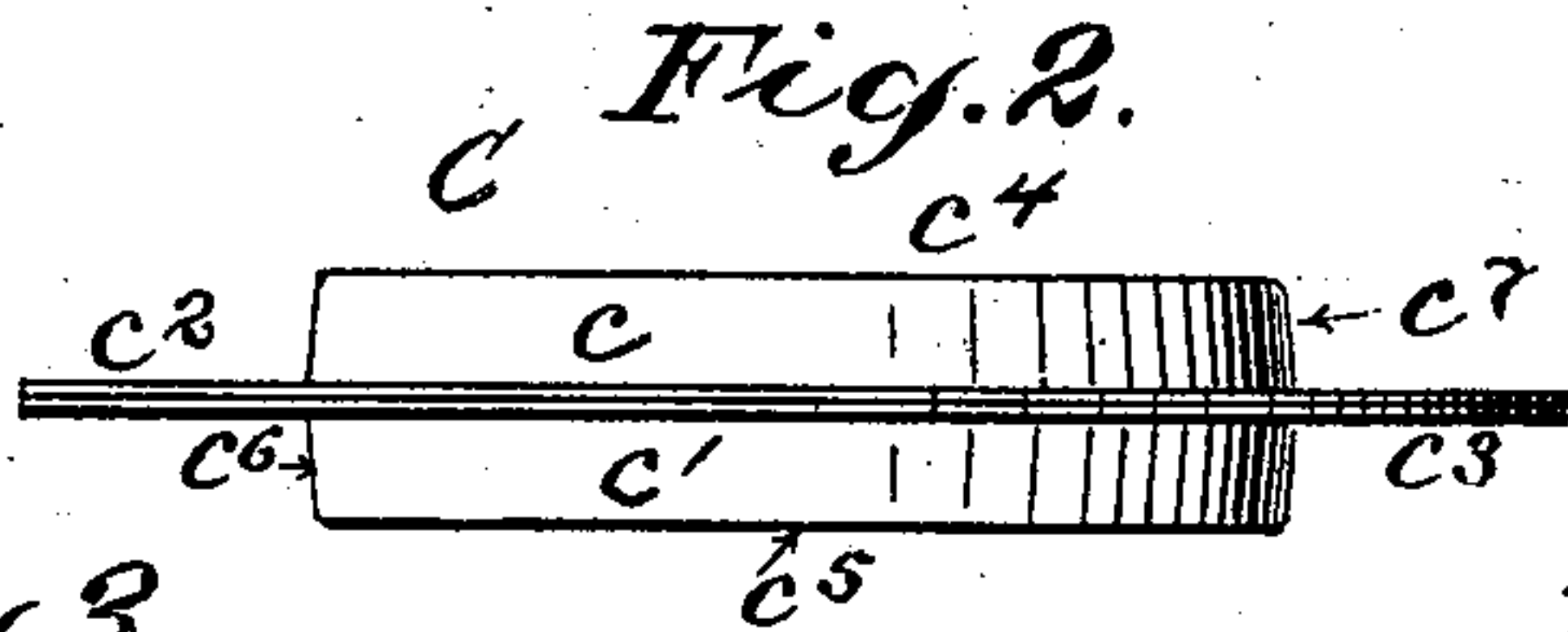
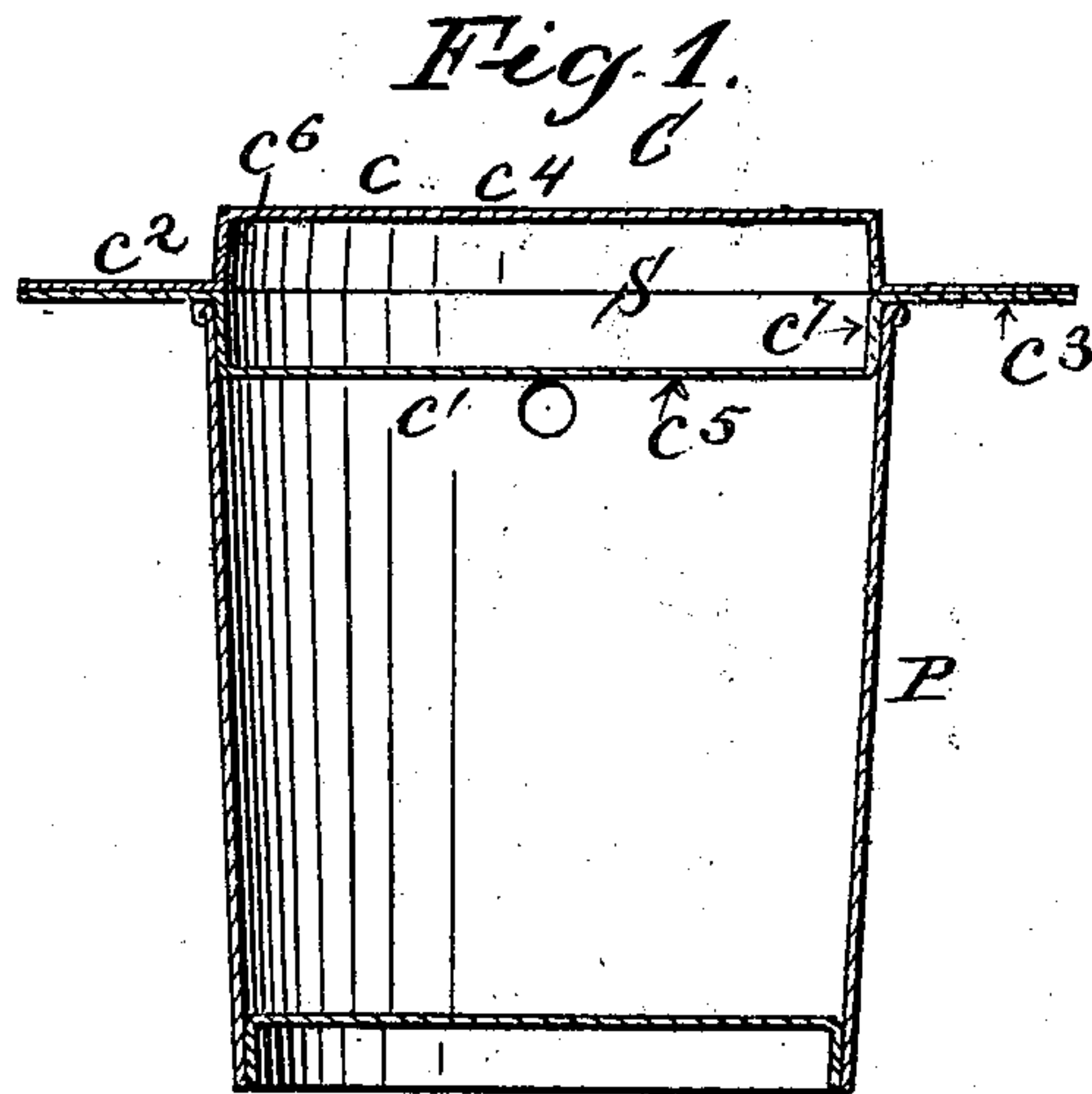


No. 668,313.

Patented Feb. 19, 1901.

A. A. LOW.  
COVER FOR SAP PAILS.  
(Application filed June 6, 1900.)

(No Model.)



Witnesses:  
D. W. Gardner.  
L. Rowley

Inventor:  
Abbot Augustus Low  
By his Attorney  
George William Smith

# UNITED STATES PATENT OFFICE.

ABBOT AUGUSTUS LOW, OF BROOKLYN, NEW YORK.

## COVER FOR SAP-PAILS.

SPECIFICATION forming part of Letters Patent No. 668,313, dated February 19, 1901.

Application filed June 6, 1900. Serial No. 19,208. (No model.)

*To all whom it may concern:*

Be it known that I, ABBOT AUGUSTUS LOW, a citizen of the United States, residing in the city of New York, borough of Brooklyn, in the county of Kings and State of New York, have invented certain new and useful Improvements in Covers for Sap-Pails, of which the following is a specification sufficient to enable others skilled in the art to which the invention appertains to make and use the same.

My invention relates particularly to covers for use in connection with pails employed in the collection of maple-sap direct from the tree; and the invention consists in the special construction and arrangement of parts hereinafter set forth.

In the accompanying drawings, Figure 1 is a vertical central section of a sap-pail and cover embodying my invention. Fig. 2 is an edge view of the same. Fig. 3 is a view of one side of the cover. Fig. 4 is a view of the opposite side of the cover.

In the manufacture of my cover C, I prefer to take two dish-shaped disks  $c$   $c'$  and place them together, with their concave surfaces opposed to each other, as will be clearly understood by reference to Fig. 1, the flanges  $c^2$   $c^3$  being soldered or otherwise rigidly united to each other. It will thus be seen that an inclosed space S is formed in the body of the cover between the central disks  $c^4$   $c^5$  and the annular sides  $c^6$   $c^7$ , which latter constitute bearing-flanges which fit into the top of the pail P and act in conjunction with the flanges  $c^2$   $c^3$  in retaining the cover in position.

The air in the space S being confined acts as a non-conductor of heat and interposes a barrier to the direct radiant heat of the sun, thereby protecting the sap against overheating and fermentation.

The whole or a portion of one side of the cover C is colored or marked in a way to render it readily distinguishable from the other side. Thus in the drawings one side, Fig. 3, is left plain, while the other side, Fig. 4, is tinted or colored. By this means the upper or exposed side of the cover C may be made to indicate visually for a considerable distance whether or not the pail requires attention of the sap-collector.

What I claim as my invention, and desire to secure by Letters Patent, is—

1. In a cover for sap-pails, the combination of the dish-shaped disks  $c$   $c'$ , rigidly secured together with their concave surfaces opposed to each other, substantially as and for the purpose described.

2. The sap-pail cover C, consisting of the dish-shaped disks  $c$ ,  $c'$ , united by means of the flanges  $c^2$ ,  $c^3$ , and formed with the central disks  $c^4$ ,  $c^5$ , and annular bearing-flanges  $c^6$ ,  $c^7$ , the whole arranged and operating substantially as herein set forth.

3. The reversible sap-pail cover C, formed with the external and internal flanges, and with the confined air-space S, for the purpose and substantially in the manner described.

ABBOT AUGUSTUS LOW.

Witnesses:

D. W. GARDNER,  
GEO. WM. MIATT.