

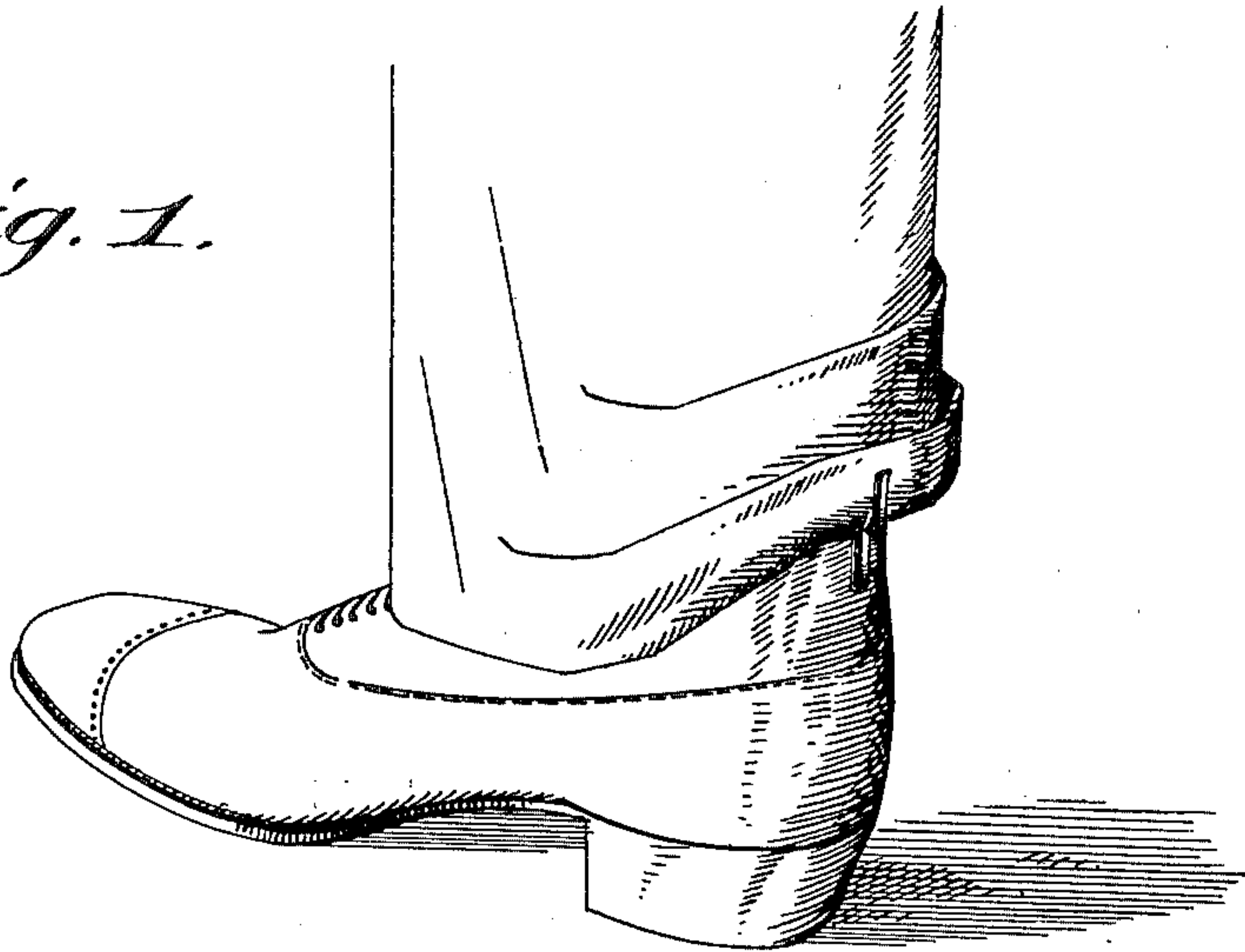
No. 668,051.

Patented Feb. 12, 1901.

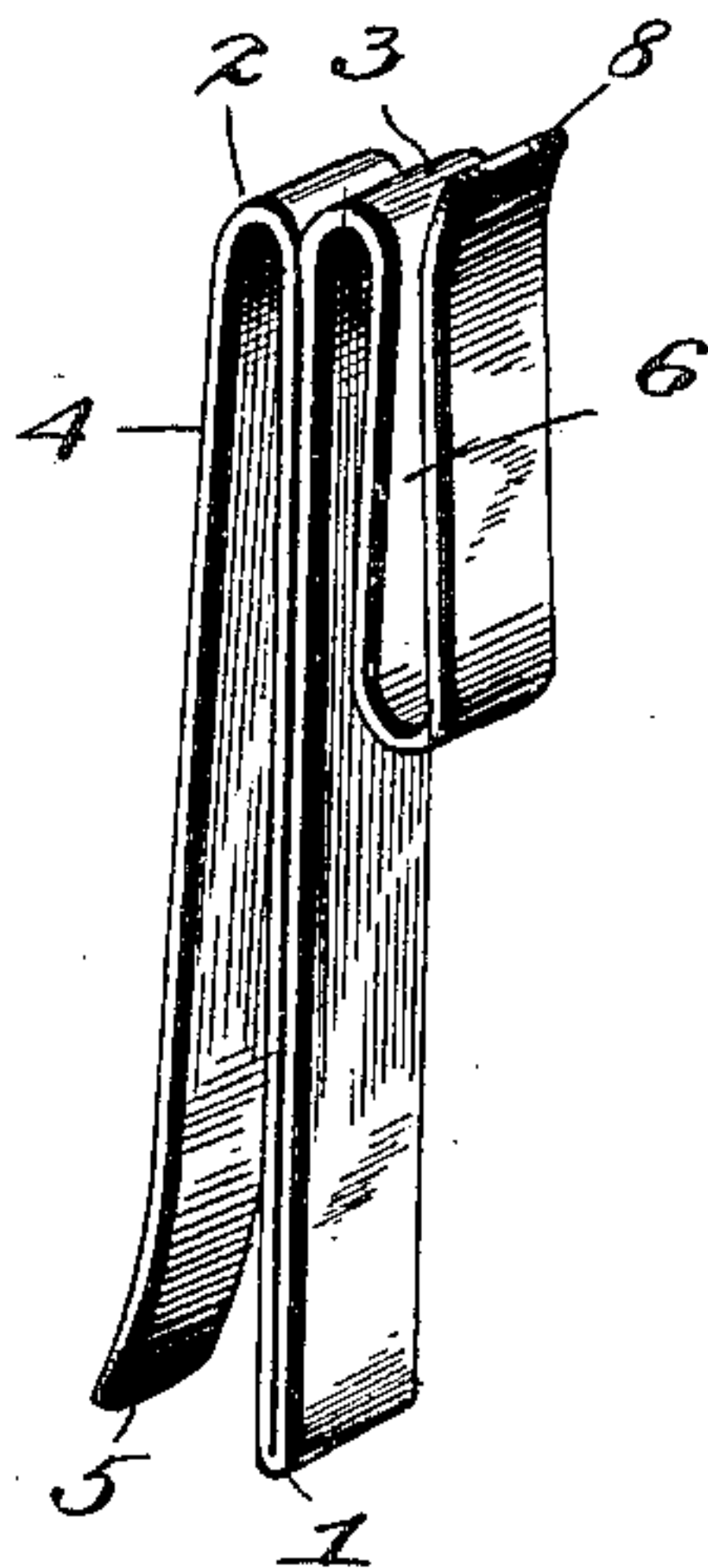
C. L. PUFFER.  
TROUSERS PROTECTOR.  
(Application filed July 14, 1900.)

(No Model.)

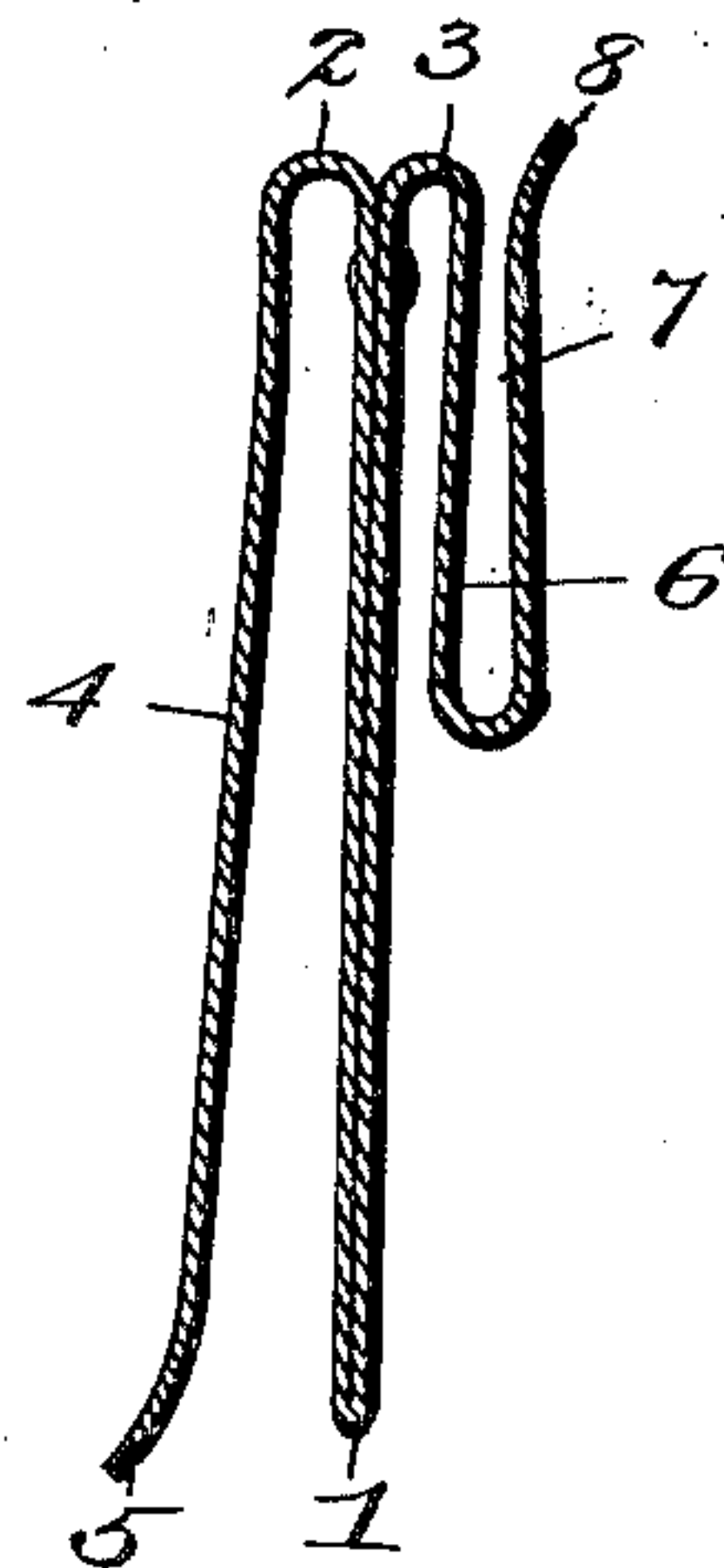
*Fig. 1.*



*Fig. 2.*



*Fig. 3.*



Witnesses  
*Wm. F. Glidden.*  
*Clarence Shaw.*

Inventor :  
*Charles L. Puffer.*  
by *J. Mearns & Co.*  
Attorneys

# UNITED STATES PATENT OFFICE.

CHARLES LUTHER PUFFER, OF ROCHESTER, NEW YORK.

## TROUSERS-PROTECTOR.

SPECIFICATION forming part of Letters Patent No. 668,051, dated February 12, 1901.

Application filed July 14, 1900. Serial No. 23,640. (No model.)

*To all whom it may concern:*

Be it known that I, CHARLES LUTHER PUFFER, a citizen of the United States, residing at Rochester, in the county of Monroe and State of New York, have invented a new and useful Trousers-Protector, of which the following is a specification.

My invention relates to trousers-protectors, and more particularly to that class of protectors which is detachably secured to the lower edge of the leg and is adapted to be secured to the top of the shoe to prevent the leg from becoming soiled from rain and mud.

With these objects in view my invention consists in the improved trousers-protector, as will be hereinafter more fully set forth.

Referring to the drawings, in which the same reference-numerals indicate corresponding parts in each of the views in which they occur, Figure 1 is a perspective view of the lower portion of a trousers-leg and a shoe with my protector secured thereto. Fig. 2 is an enlarged perspective detail view of the protector, and Fig. 3 is a longitudinal sectional view of the same.

In constructing my improved trousers-protector I preferably form it from a single piece of flexible sheet metal, the intermediate portion 1 of which is doubled upon itself and preferably secured together by means of solder or otherwise. At each end of the doubled portion the strip of metal is formed into curves 2 and 3, respectively, the strip 4 upon one side being extended from its curve 2 to the other end of the doubled portion and slightly curved outward, as shown at 5. The strip 6 is extended from its curve 3 part of the way toward the other end of the doubled portion and is then folded upon itself to form a loop 6, the tip 7 of the doubled portion being extended a slight distance above the curves 2 and 3 and curved slightly outward.

In using my improved protector the bottom of the trousers-leg is inserted into the loop 6, where it will be tightly clamped on account of the free end of the strip being located adjacent to the portion of the material forming

the curve 3. After the protector has been thus secured to the trousers-leg, with the main portion of the attachment upon the inside of the leg, the long flexible tongue or strip 4 is slipped down over the top of the shoe as far as it will go. When the parts are arranged in this manner, it is evident that the bottom or lower edge of the trousers-leg will be held nearly up to the top of the shoe and will thus be prevented from becoming wet and soiled from contact with the surface upon which the person is walking.

When the attachment is not needed, it can be readily withdrawn from the shoe and pulled off the lower end of the trousers-leg and put away for future use. It is so small and compact that it will take up but little room, and being formed from a single continuous piece of material it can be made very cheaply. As it engages with the trousers-leg entirely by frictional contact and is simply slipped down over the top of the shoe, it can be readily secured in position or removed therefrom and requires no change or alteration for securing it in position.

Having thus fully described my invention, what I claim as new, and desire to secure by Letters Patent, is—

A trousers-protector comprising a single piece of material, the intermediate portion of which is doubled upon itself and secured together, the material at one end of the doubled portion being curved and extended upon opposite sides of the doubled portion, one of the extensions terminating adjacent to the end of the doubled portion and the other one terminating in a loop intermediate the ends of the doubled portion, the ends of the material forming the loop lying adjacent to the curve upon that side and extending above the same and projecting outward, substantially as described.

CHARLES LUTHER PUFFER.

Witnesses:

EDWARD CROWLEY,  
EDMOND J. BURKE.