

No. 668,040.

Patented Feb. 12, 1901.

C. B. ELLSWORTH.
SUPPORTING COLLAR FOR LADIES' NECKWEAR.

(Application filed June 16, 1900.)

(No Model.)

Fig. 1

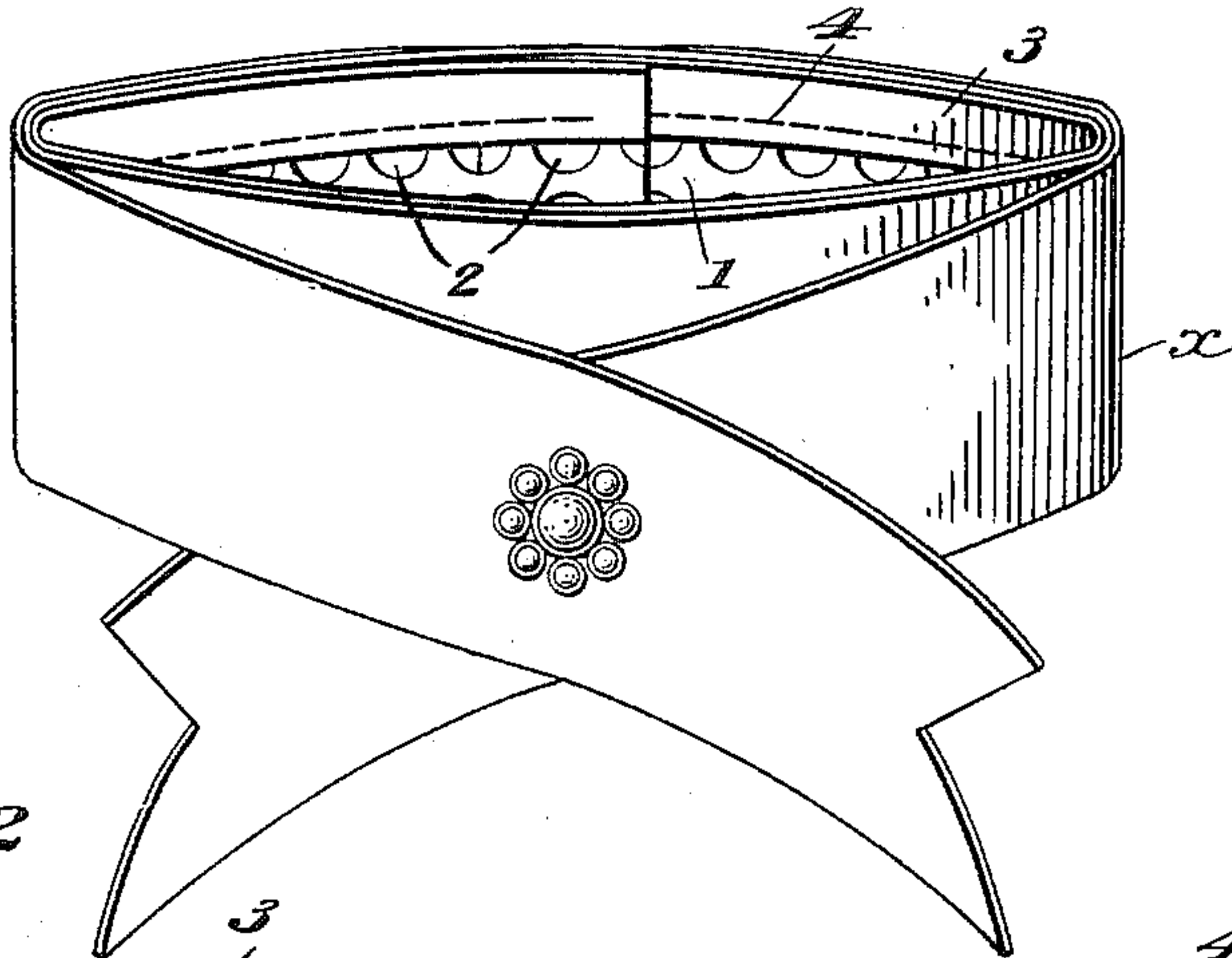


Fig. 2

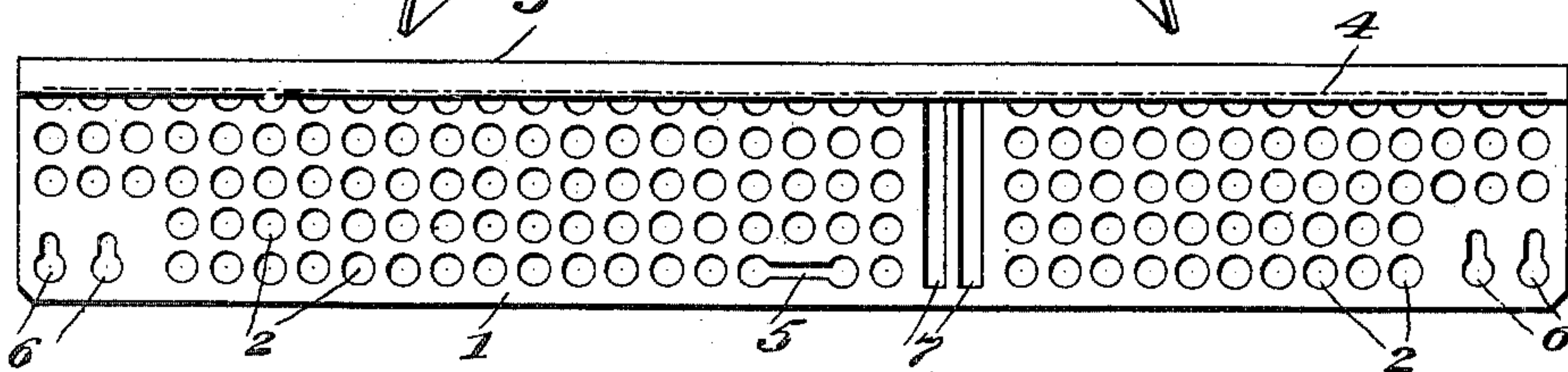


Fig. 3


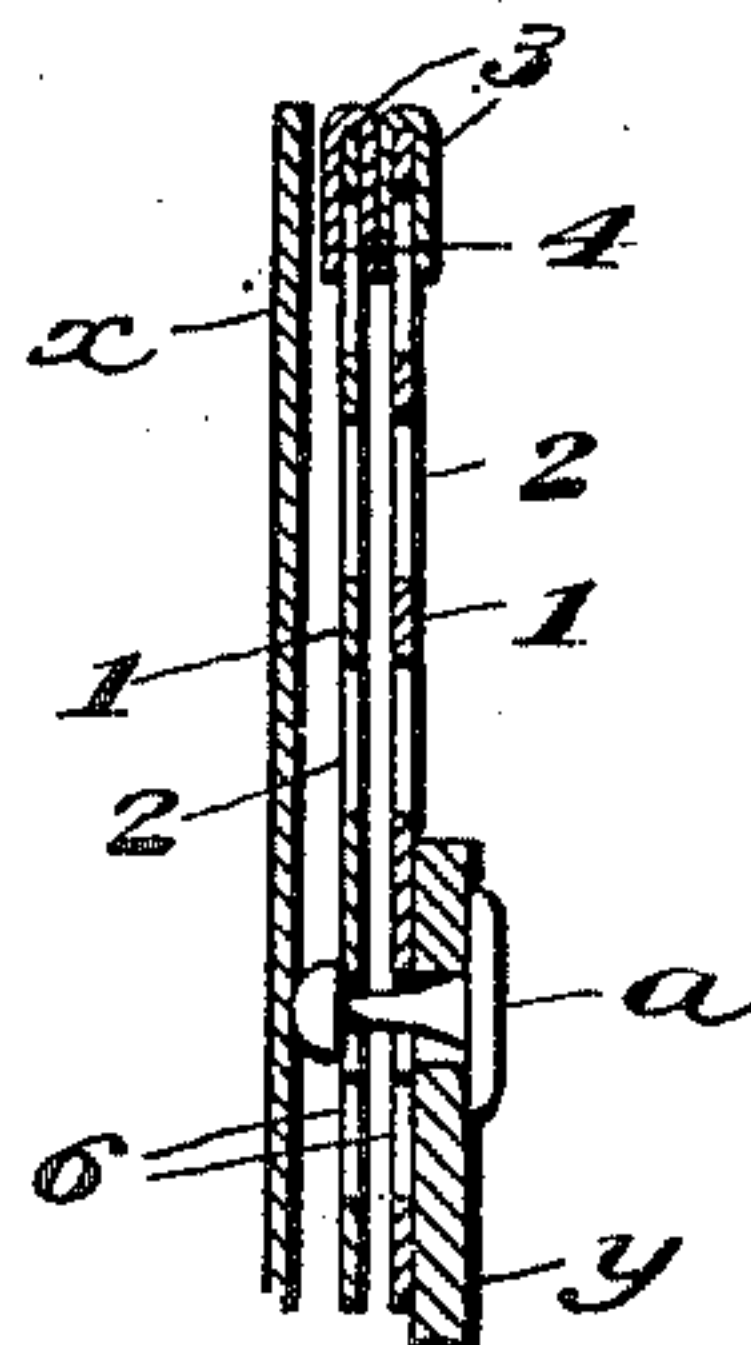


Fig. 4



Witnesses

J. D. Thorne
J. F. Ludden

Inventor

Clara Belle Ellsworth,
by John Elias Jones,
her attorney.

UNITED STATES PATENT OFFICE.

CLARA BELLE ELLSWORTH, OF CINCINNATI, OHIO.

SUPPORTING-COLLAR FOR LADIES' NECKWEAR.

SPECIFICATION forming part of Letters Patent No. 668,040, dated February 12, 1901.

Application filed June 16, 1900. Serial No. 20,540. (No model.)

To all whom it may concern:

Be it known that I, CLARA BELLE ELLSWORTH, a citizen of the United States of America, and a resident of Cincinnati, in the county of Hamilton and State of Ohio, have invented certain new and useful Improvements in Neckbands or Supporting-Collars for Ladies' Neckwear, of which the following is a specification.

This invention relates to certain improvements in neckbands or supports for ladies' neckwear, and has for its object to provide a device of this kind of a simple and inexpensive nature and of a light and durable construction, especially adapted for supporting a ribbon or strip of soft and flexible material smoothly in place upon the neck.

The invention consists in certain novel features of the construction, combination, and arrangement of the improved neckband or support, whereby certain important advantages are attained, and the device is made simpler, cheaper, and otherwise better adapted and more convenient for use, all as will be hereinafter fully set forth.

The novel features of the invention will be carefully defined in the claim.

In the accompanying drawings, which serve to illustrate the invention, Figure 1 is a view showing the improved neckband or support as it appears when in use. Fig. 2 is a view drawn to a reduced scale and showing the improved neckband or support in flat form. Fig. 3 is a section taken lengthwise through the band or support and showing the means for holding the ribbon thereto. Fig. 4 is a transverse section taken through the neckband or support and showing the ribbon and neckband of the dress.

As shown in the views, the improved neckband or support comprises an elongated body portion 1, which may be formed from any suitable material, such as thin sheet metal or celluloid, having a plurality of circular openings 2 produced in it and adapted not only to reduce the weight of the said body portion, but also to provide apertures for purposes of ventilation, so as to reduce the heating effect of the collar, which of course is made to fit snugly about the neck. The upper edge of the body portion 1 has a binding 3, of textile fabric, secured thereon, preferably by means of stitches

4, passed through it and through the openings 2 of the support or neckband. This binding may be readily replaced when soiled and serves to protect the neck of the wearer from being chafed by the upper edge of the body portion 1 and also serves to hide said upper edge from view.

To secure the neckband or support in place, the body portion 1 is provided at its central part with a longitudinal slit 5 near its lower edge and extended between two of the circular openings 2, the said slit being of less width than the diameter of said openings, so that a button inserted through one of said openings and slid along into the said slit 5 will serve to hold the central part of the body portion securely in place.

The end portions of the body 1 of the improved neckband or support are also provided with buttonholes 6 6, made in the form of keyhole-slots cut in said end portions and having their larger portions adapted for the passage of the head of a button, which when slid into the smaller portions of said slots, as shown at *a* in Fig. 4, will act to secure the ends of the neckband securely to the neckband *y* of the dress.

The body portion 1 of the support is also provided at one side of its central part with parallel transverse slots 7 7, extended across it and adapted for the passage of one end of a ribbon or other flexible strip *x*, the end or ends of which after having been passed through said slots, as shown at *x'* in Fig. 3, are passed about the neck, so as to cover and completely conceal the body portion 1, after which said ends are secured by pinning, tying, or otherwise, as shown in Fig. 1.

The improved support constructed as above described is of an extremely simple and inexpensive nature and is especially well adapted for use in supporting ladies' neckwear, since it is light and cool and is adapted to hold the ribbon stretched smoothly over the body portion, so as to give a neat and attractive appearance to the device without being drawn too tightly upon the neck of the wearer.

The improved neckband or support is also adjustable to a certain degree by reason of the ends thereof being each provided with a plurality of buttonholes 6 6, so that by lapping the ends of the body portion 1 over each

other to different points the device may be made to fit various sizes of necks.

It will also be apparent from the above description of my improvements that the neck-
5 band or support is capable of some modification without material departure from the principles and spirit of the invention, and for this reason I do not wish to be understood as limiting myself to the precise form and
10 arrangement of the device as herein set forth.

Having thus described my invention, I claim—

The herein-described neckband or support, formed of a strip of flexible material provided

with ventilating-apertures, buttonholes near 15 its ends, a longitudinally-disposed slit near its lower edge with enlarged ends, and transversely-disposed slots near its mid-length, and a protecting-strip of textile fabric embracing the upper edge of said strip and se- 20 cured thereto as and for the purpose specified.

Signed by me at Cincinnati, Ohio, this 14th day of June, 1900.

CLARA BELLE ELLSWORTH.

Witnesses:

JOHN ELIAS JONES,
JAMES F. LUDDON.