

No. 667,562.

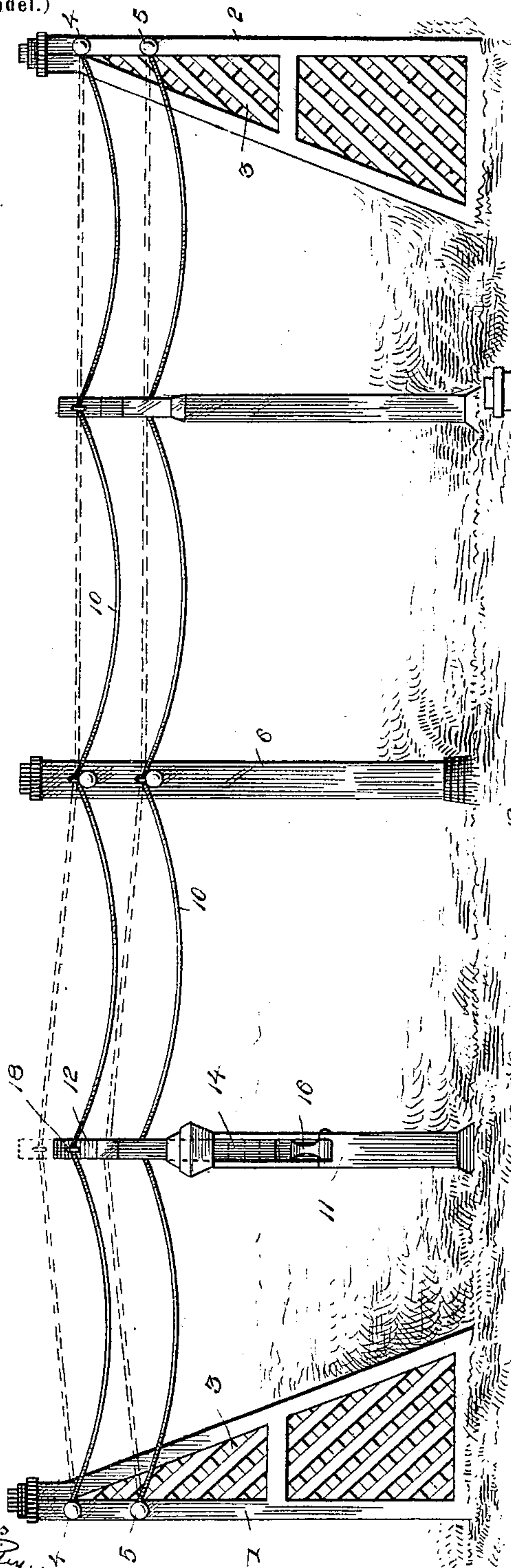
Patented Feb. 5, 1901.

D. H. NORTON.
CLOTHES LINE SUPPORT.

(Application filed Oct. 31, 1900.)

No Model.)

Fig. 1.



Witnesses
J. W. S. Lacy,
H. M. McLean.

Fig. 3.

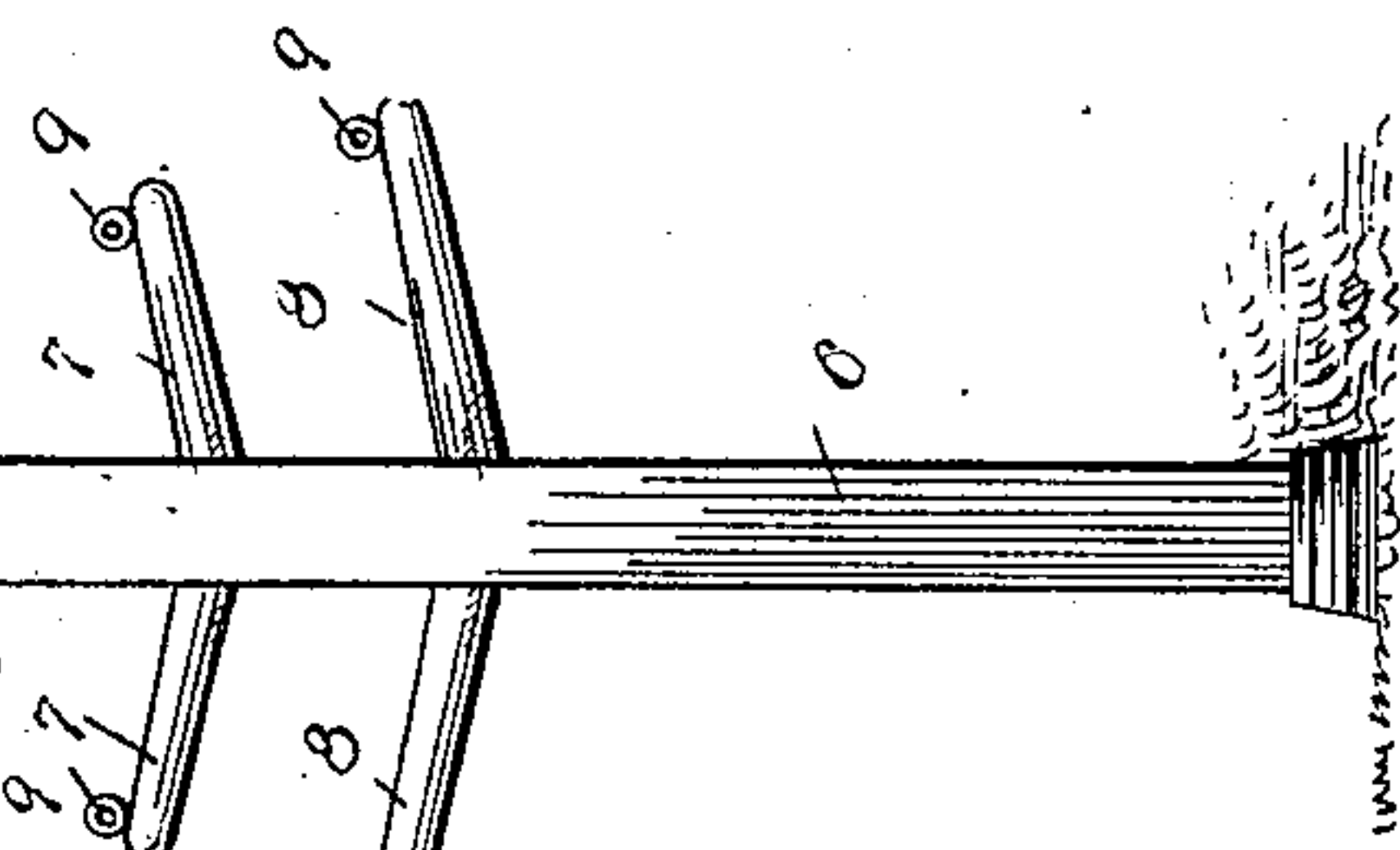
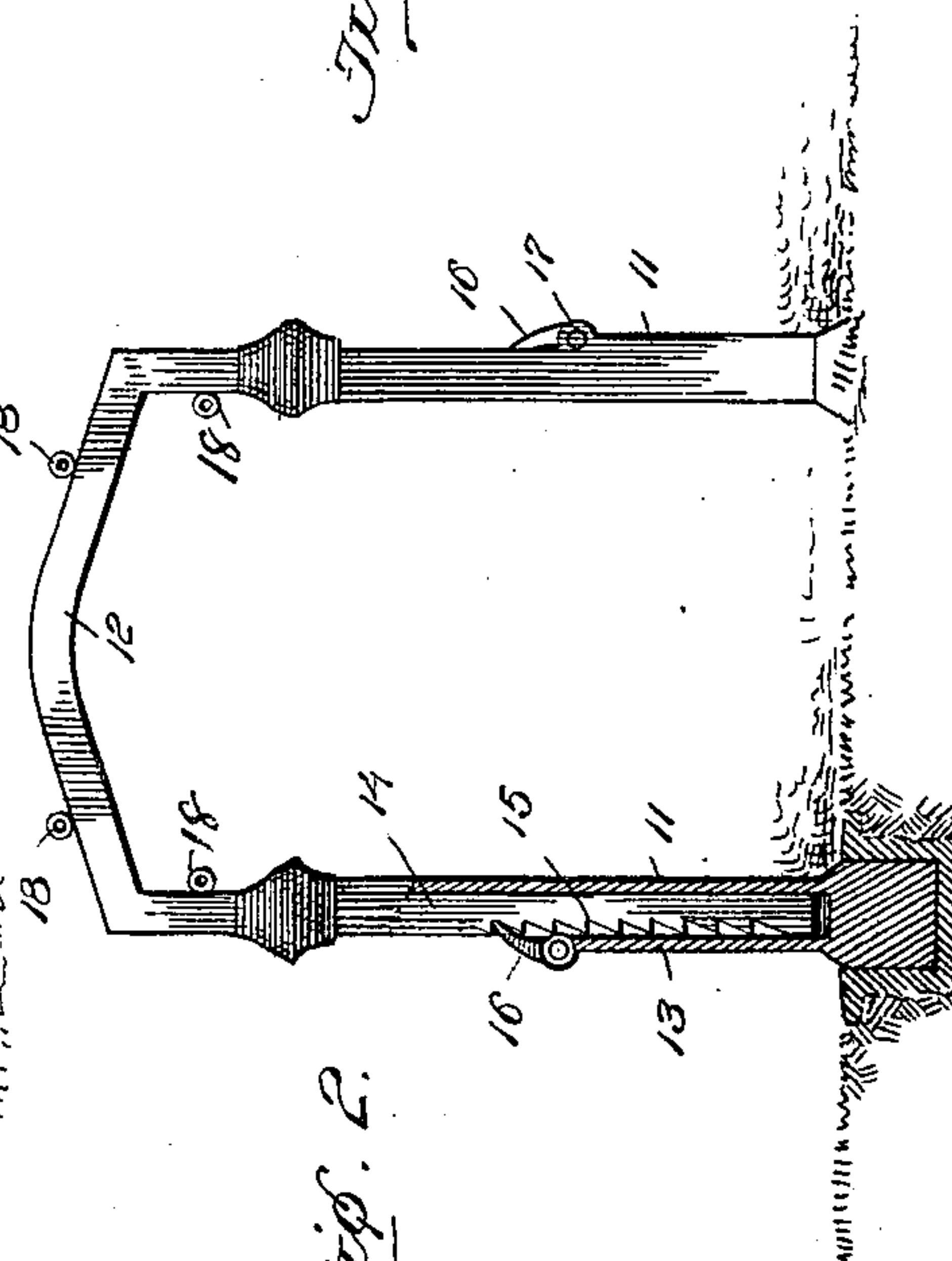


Fig. 2.



Inventor
D. H. Norton,

By Victor J. Evans Attorney

UNITED STATES PATENT OFFICE.

DANIEL HALBERT NORTON, OF BUTLER, INDIANA.

CLOTHES-LINE SUPPORT.

SPECIFICATION forming part of Letters Patent No. 667,562, dated February 5, 1901.

Application filed October 31, 1900. Serial No. 35,070. (No model.)

To all whom it may concern:

Be it known that I, DANIEL HALBERT NORTON, a citizen of the United States, residing at Butler, in the county of De Kalb and State of Indiana, have invented new and useful Improvements in Clothes-Line Supports, of which the following is a specification.

My invention relates to clothes-line supports; and its object is to provide an improved means for elevating and supporting a plurality of clothes-lines.

The invention is designed to be a permanent structure of an ornamental character which will support a clothes line or lines at the proper elevation and which may be readily manipulated to raise and lower the lines and clothes suspended therefrom.

The construction of the improvement will be fully described hereinafter in connection with the accompanying drawings, which form a part of this specification, and its novel features will be defined in the appended claim.

In the drawings, Figure 1 is a side elevation of a clothes-line-supporting structure embodying the invention. Fig. 2 is a front elevation, partly in vertical section, of one of the arches forming a part of the clothes-line support; and Fig. 3 is a front elevation of one of the line-supporting trees or standards.

The reference-numerals 1 and 2 designate posts of triangular form in side elevation and preferably covered by lattice-work 3. From opposite sides of each of these posts 1 and 2 project arms 4 and 5.

Centrally between the end posts 1 and 2 is arranged a standard 6, which, like the end posts, is adapted to be embedded securely in the ground, preferably in a foundation of cement. From opposite sides of the central post 6 extend arms 7 and 8, from the upper surfaces of which project eyes or loops 9, through which the clothes lines or wires 10 pass, the ends of said lines or wires being at-

tached to the ends of the arms 4 and 5, which project from the end posts 1 and 2.

Midway between each of the end posts and the central post 6 is located an arch comprising parallel standards 11 and a cross-piece 12, connecting the upper ends of the standards. The standards 11 are preferably formed of two sections, a lower hollow section 13 and an upper depending section 14, formed with rack-teeth 15, adapted to be engaged by pawls 16, pivotally secured between ears 17, projecting from the hollow sections of the standards.

The cross-bars of the arches and the inner sides of the depending sections thereof are provided with loops 18, which aline with the loops 9 of the arms 7 and 8 of the central post 6.

The construction thus described affords a ready means for adjusting the height of the clothes-line, it being only necessary to raise the arch by means of any suitable implement and secure the same in adjusted position by means of pawls 16.

I claim—

A clothes-line support comprising end posts having projecting arms to which the ends of the lines or wires are attached; an arch arranged between said end posts, and comprising standards each of which consisting of a hollow lower section, and an upper section formed with rack-teeth, and connected by a cross-bar; means for securing the lines or wires to said arch, and means for securing the arch at any position to which it may be adjusted.

In testimony whereof I affix my signature in presence of two witnesses.

DANIEL HALBERT NORTON.

Witnesses:

L. H. HIGBY,
A. S. POWERS.