

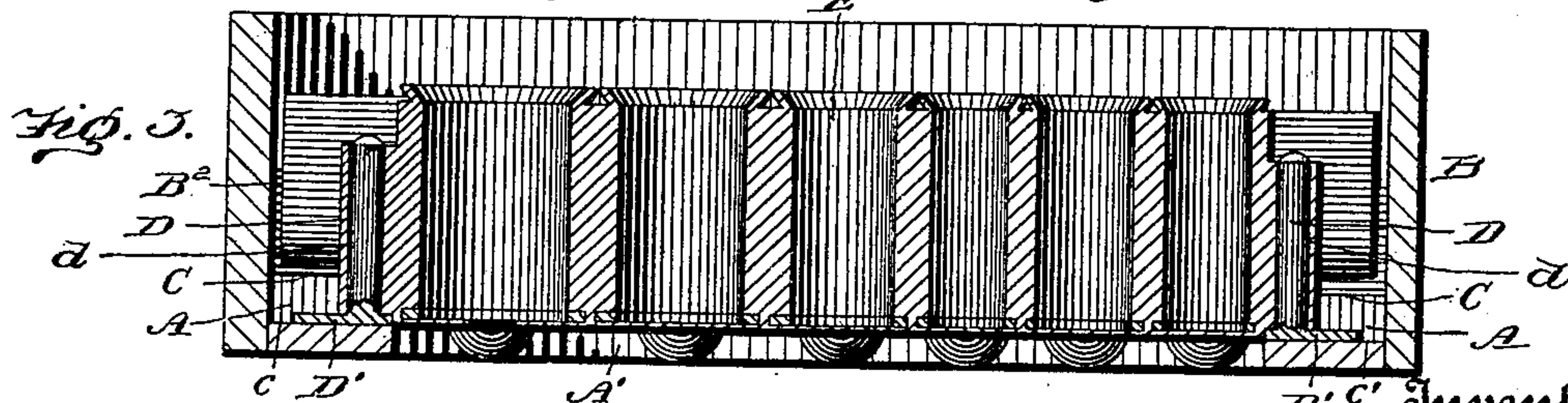
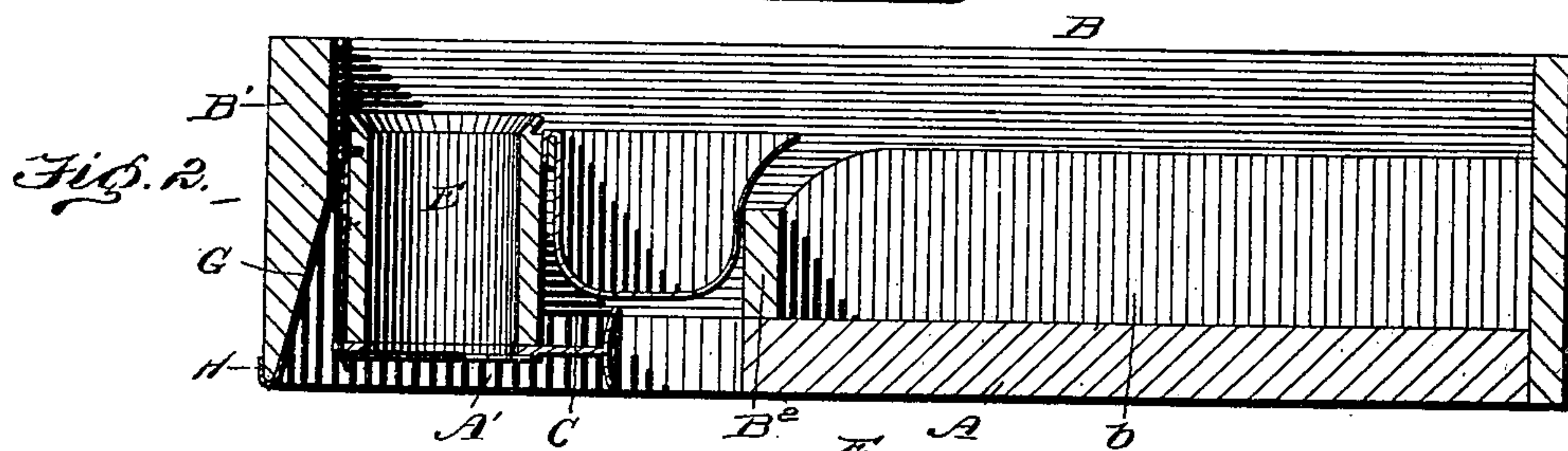
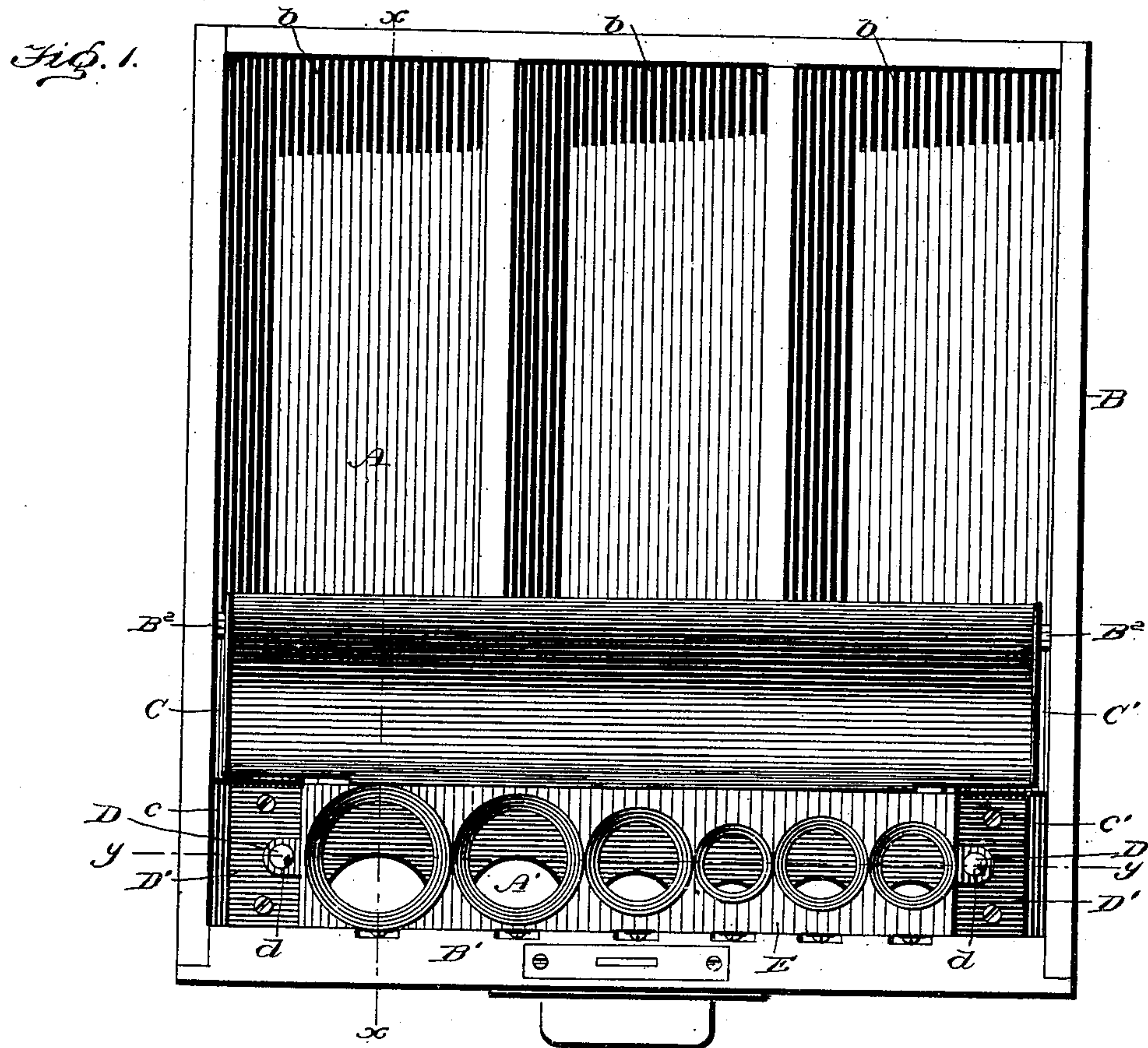
No. 667,208.

Patented Feb. 5, 1901.

**S. T. FISK.
MONEY DRAWER.**

(Application filed July 16, 1900.)

(No Model.)



Witnesses

Olivia B. H. Fowler, Jr.
W. Perry Halbur.

D. C. Inventor:
Samuel T. Fisk

By: Edoen Bros,
Attorneys

UNITED STATES PATENT OFFICE.

SAMUEL TATE FISK, OF TOLEDO, OHIO.

MONEY-DRAWER.

SPECIFICATION forming part of Letters Patent No. 667,208, dated February 5, 1901.

Original application filed April 9, 1900, Serial No. 12,225. Divided and this application filed June 16, 1900. Serial No. 20,580.
(No model.)

To all whom it may concern:

Be it known that I, SAMUEL TATE FISK, a citizen of the United States, residing at Toledo, in the county of Lucas and State of Ohio, have
5 invented certain new and useful Improvements in Money-Drawers; and I do hereby declare the following to be a full, clear, and exact description of the invention, such as will enable others skilled in the art to which
10 it appertains to make and use the same.

My invention relates to what are termed "money-drawers" having applied thereto a change-maker.

This application is a division of a prior application filed by me April 9, 1900, Serial No. 12,225.

It has for its object principally to greatly simplify construction, lessen cost of manufacture, expedite or aid in the making of
20 change in money transactions, especially in mercantile business, to promote facility, utility, and convenience, and to otherwise improve the device.

It consists, primarily, in cutting away a
25 portion of the bottom of a money-drawer and providing uprights or standards at each side thereof which are adapted to hold a change-maker having a supplemental coin-tray.

It further consists in having the inner surface of the forward end of a money-drawer
30 chamfered in order to permit the change-maker to be placed nearer the front of the drawer, so as to reduce the space to be grasped by the operator.

It will be understood that latitude is allowed herein as to details, as they may be changed or varied at will without departing from the spirit of my invention and the same yet remain intact and be protected.

In the accompanying drawings, illustrating the preferred embodiments of my invention, Figure 1 is a plan view of a money-drawer having my improvements. Fig. 2 is a section
40 on line *x x* of Fig. 1, and Fig. 3 is a section on line *y y* of Fig. 1.

In carrying out my invention I provide the bottom A of a money-drawer B with an opening A'. This opening A' extends from the front B' rearward to a transverse partition
50 B², which forms the front of the usual compartments *b b b* for bills, notes, &c. To either

side of the opening A', formed by the bottom, are shelf-like portions C C', which are preferably cut away near the front, as at *c c'*. In these cut-away portions *c c'* are suitably secured the bases D' D' of uprights or standards D D, which are adapted to engage hollow sockets *d d* of a change-maker E.

To provide space for the operation of the coin-holder when the same is mounted near
60 the front of the drawer, I cut away or reduce, as at G, a portion of the lower part of the forward end B' of the drawer, and to compensate for this reduction and to strengthen the lower edge I apply a piece of metal or nickel
65 plate H.

Having thus fully described my invention, what I claim, and desire to secure by Letters Patent, is—

1. A money-drawer having a portion of its
70 bottom cut away substantially as shown, and means at opposite sides of said opening for attaching a change-maker, substantially as described.

2. A money-drawer having the inner surface of its forward end chamfered or reduced
75 near the bottom edge and means for attaching a change-maker to said drawer within the cut-away portion, substantially as described.

3. A money-drawer having the inner surface of its forward end chamfered or reduced
80 toward the bottom edge, said bottom edge having a piece of metal or nickel plate attached thereto and means for attaching a change-maker to the drawer, substantially as
85 described.

4. A money-drawer having a portion of its bottom broken away with shelf-like portions to either side thereof, means secured in cut-away portions of said shelf-like portions for
90 attaching a change-maker in the opening, and the forward end of the drawer chamfered or reduced on its inner side toward its bottom edge, said bottom edge having a piece of metal or nickel plate attached thereto, substantially as described.

In testimony whereof I affix my signature in presence of two witnesses.

SAMUEL TATE FISK.

Witnesses:

CONRAD WEIL,
GRACE S. DRAKE.