

No. 666,464.

Patented Jan. 22, 1901.

M. E. BUCKLEY.
SHIRT WAIST ATTACHMENT.

(Application filed Oct. 1, 1900.)

(No Model.)

FIG. 1.

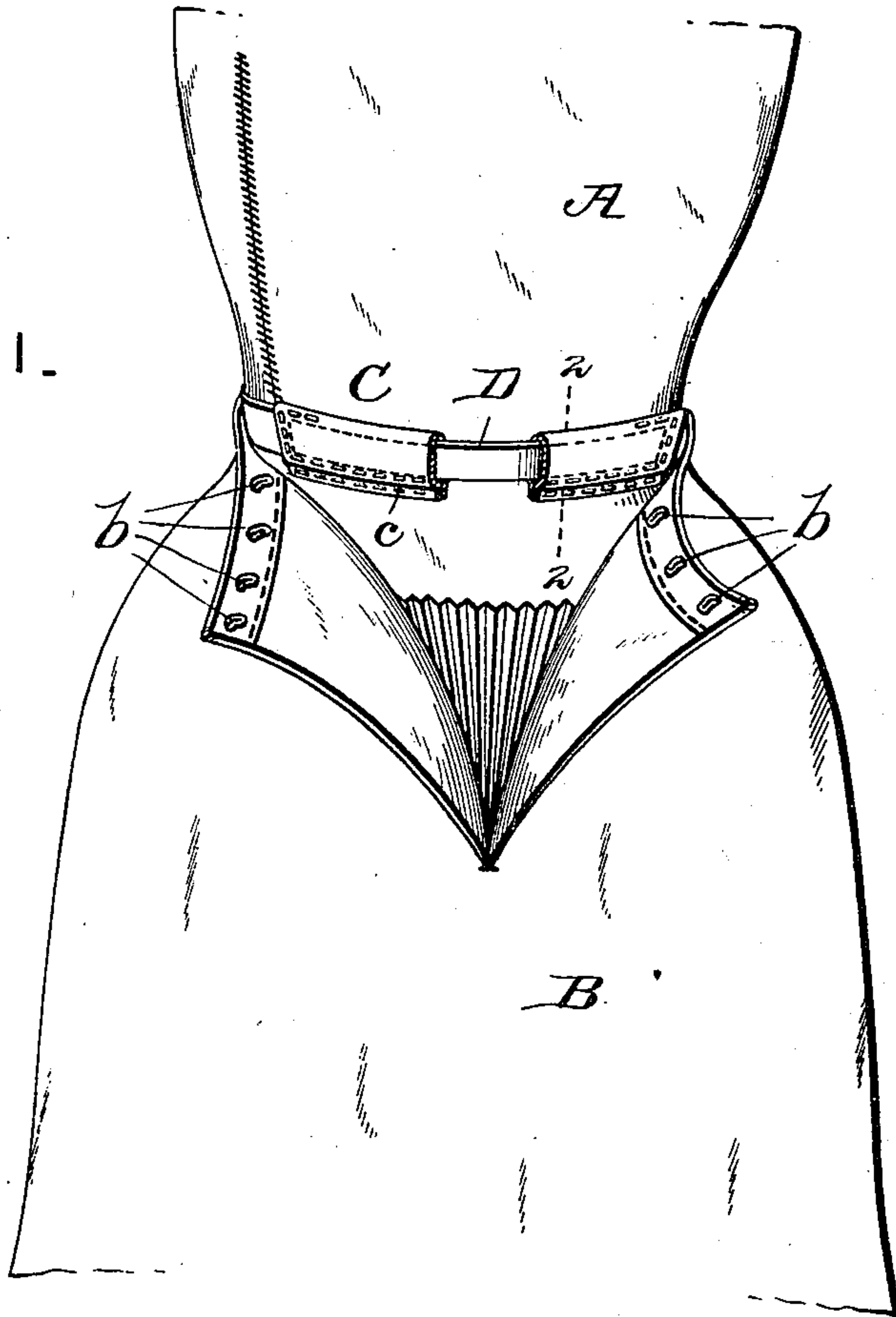


FIG. 2.

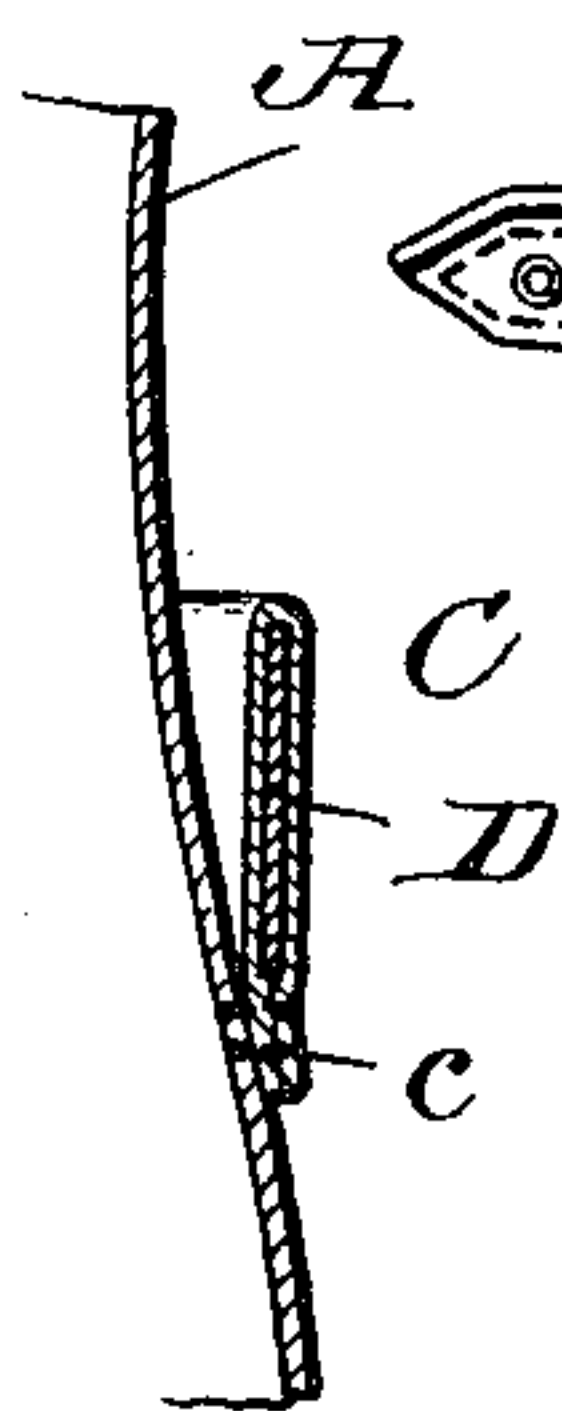



FIG. 3.



ATTEST-

Harry L. Ames.
[Signature]

INVENTOR-

Minnie E. Buckley.
By Bakewell Cornwall
[Signature]
Att'y's

UNITED STATES PATENT OFFICE.

MINNIE E. BUCKLEY, OF ST. LOUIS, MISSOURI.

SHIRT-WAIST ATTACHMENT.

SPECIFICATION forming part of Letters Patent No. 666,464, dated January 22, 1901.

Application filed October 1, 1900. Serial No. 31,663. (No model.)

To all whom it may concern:

Be it known that I, MINNIE E. BUCKLEY, a citizen of the United States, residing at the city of St. Louis, State of Missouri, have invented a certain new and useful Improvement in Shirt-Waist Attachments, of which the following is a full, clear, and exact description, such as will enable others skilled in the art to which it appertains to make and use the same, reference being had to the accompanying drawings, forming part of this specification, in which—

Figure 1 is a rear view of a person wearing the waist to which my improved supporter is applied. Fig. 2 is a sectional view on line 2 2, Fig. 1; and Fig. 3 is a detail view of the supporter detached.

This invention relates to a new and useful improvement in a shirt-waist attachment, one object being to provide a simple device especially adapted to enable the skirt to be utilized in holding the waist in proper position, so that no space will be visible between the waist and skirt, the waist being prevented from working up in wearing.

Another object is to provide a shirt-waist attachment of the character described which can be worn comfortably and which will be concealed when in use, enabling the ordinary hooks to be employed on a skirt for the purpose of connecting the same to the attachment.

With these objects in view the invention consists in the construction, arrangement, and combination of the several parts, all as will be hereinafter described and afterward pointed out in the claims.

In the drawings, A indicates the waist, and B the skirt, both being of the usual construction.

C indicates my attachment as an entirety, which consists of a belt or waistband containing a pocket about its middle portion, in which pocket is received a steel or other suitable flexible strip D. The length of this strip is preferably coincident with the width of the back of the waist between the side seams, and in attaching a belt or waistband provided with this strip stitches *c* are employed, which are arranged along the lower edge of the belt between the side seams, so as to provide a continuous attachment, said stitches being extended up along the side seams and inwardly

above the strip a short distance, so as to insure holding said strip in its designed position. The free ends of the belt in front of the side seams may be loose, as shown in Fig. 3, one portion thereof being provided with a buckle, whereby in case of shirt-waists that may be laundered this strip may be loose, but when the device is attached to unlaundered shirt-waists it may be sewed firmly in position around the forward edges of the garment.

The strip D should be flexible, so as to conform to the shape of the wearer's waist, but yet have sufficient stiffness to be held in its designed vertical position, so as to support the weight of the skirt thereon. When the strip is bent around the waist, it will be seen that it has considerable strength vertically.

The skirt B, before referred to, is provided with a series of hooks *b*, which are preferably arranged along the waistband, said hooks being designed to engage with the free edge of the stiffening portion of the belt, thus supporting the skirt continuously in the back from side seam to side seam of the waist. By this attachment not only is the skirt supported properly in position substantially half-way around the waist of the wearer, but the shirt-waist is held in its proper position proportionately, separation between the parts being impossible.

The material of which the belt is composed is preferably the same as that from which the shirt-waist is made; but this is unimportant, as my improved attachment is entirely hidden when the skirt is in position.

It is obvious that where the belt is used on a wash-waist one end of the pocket may be left open, so that the stiffening-strip D may be inserted and removed through the open end of the pocket, whereby when the waist is laundered it is only necessary to remove the stiffener and leave the belt attached.

Having thus described my invention, what I claim, and desire to secure by Letters Patent, is—

1. The combination with a waist, of a garment-supporter in the form of a belt containing a flexible strip, which belt is secured to the back of the garment at its lower edge from side seam to side seam thereof whereby the upper edge of that portion of the belt containing said flexible strip is free to receive

supporting devices secured to a skirt, which skirt-supporting devices are free to move longitudinally the belt; substantially as described.

- 5 2. The combination with a waist, of a belt containing a flexible strip D extending from side seam to side seam of the waist, said belt being secured at its lower edge to the back of the waist up along the side seams, and in-
10 wardly a short distance at its upper edge whereby the upper edge of that portion of the belt containing said flexible strip is free to receive supporting devices secured to a skirt, which skirt-supporting devices are free to
15 move longitudinally the belt; substantially as described.

3. The combination with a waist, of a belt containing a flexible strip D extending from side seam to side seam of the waist, said belt
20 being secured at its lower edge to the back of the waist up along the side seams, and in-

wardly a short distance at its upper edge, the ends of the belt being free from the side seams forward whereby that portion of the belt containing the flexible strip D is drawn taut so 25 as to conform to the wearer's waist, the curvature thus imparted to the flexible strip giving strength thereto in order that said flexible strip may more readily carry supporting devices attached to the skirt, which support- 30 ing devices are designed to engage the upper or free edge of that portion of the belt containing the flexible strip; substantially as described.

In testimony whereof I hereunto affix my 35 signature, in the presence of two witnesses, this 28th day of September, 1900.

MINNIE E. BUCKLEY.

Witnesses:

WM. H. SCOTT,
A. S. GRAY.