

No. 666,459.

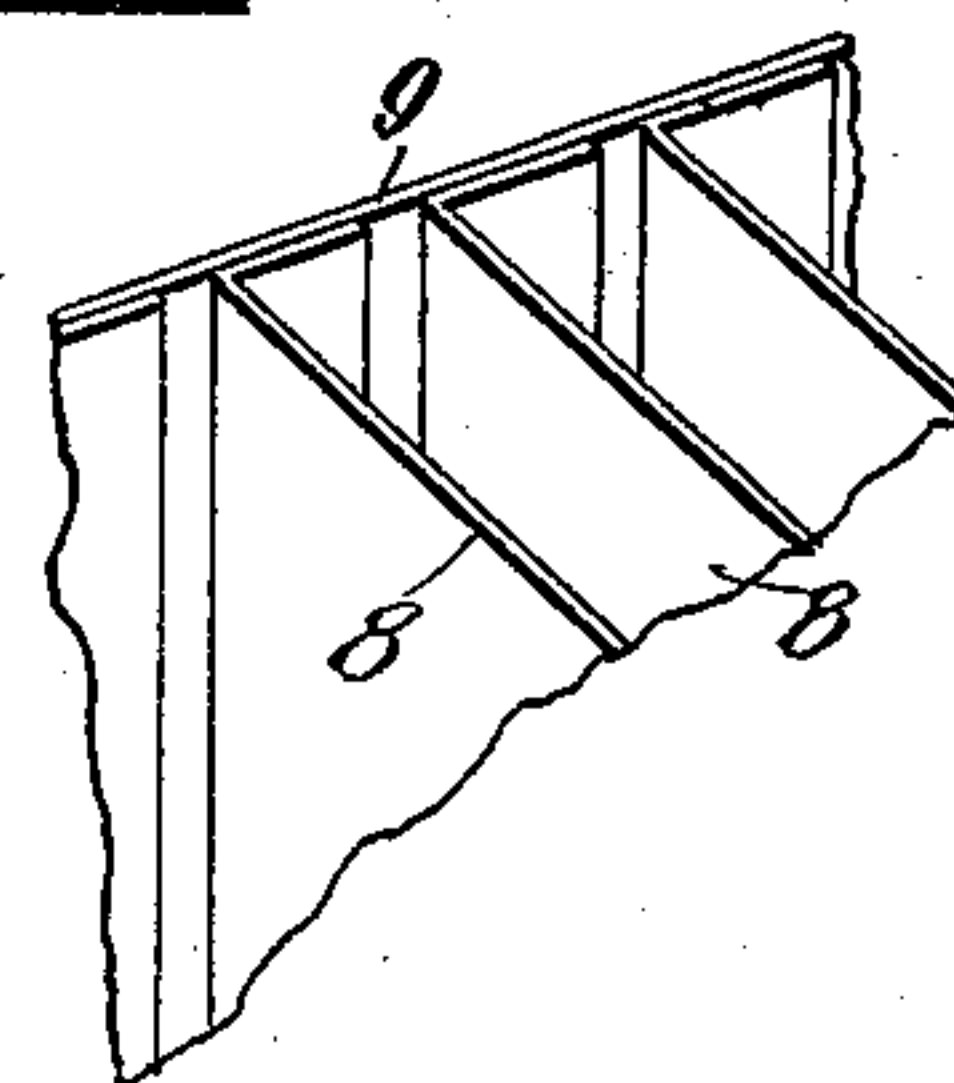
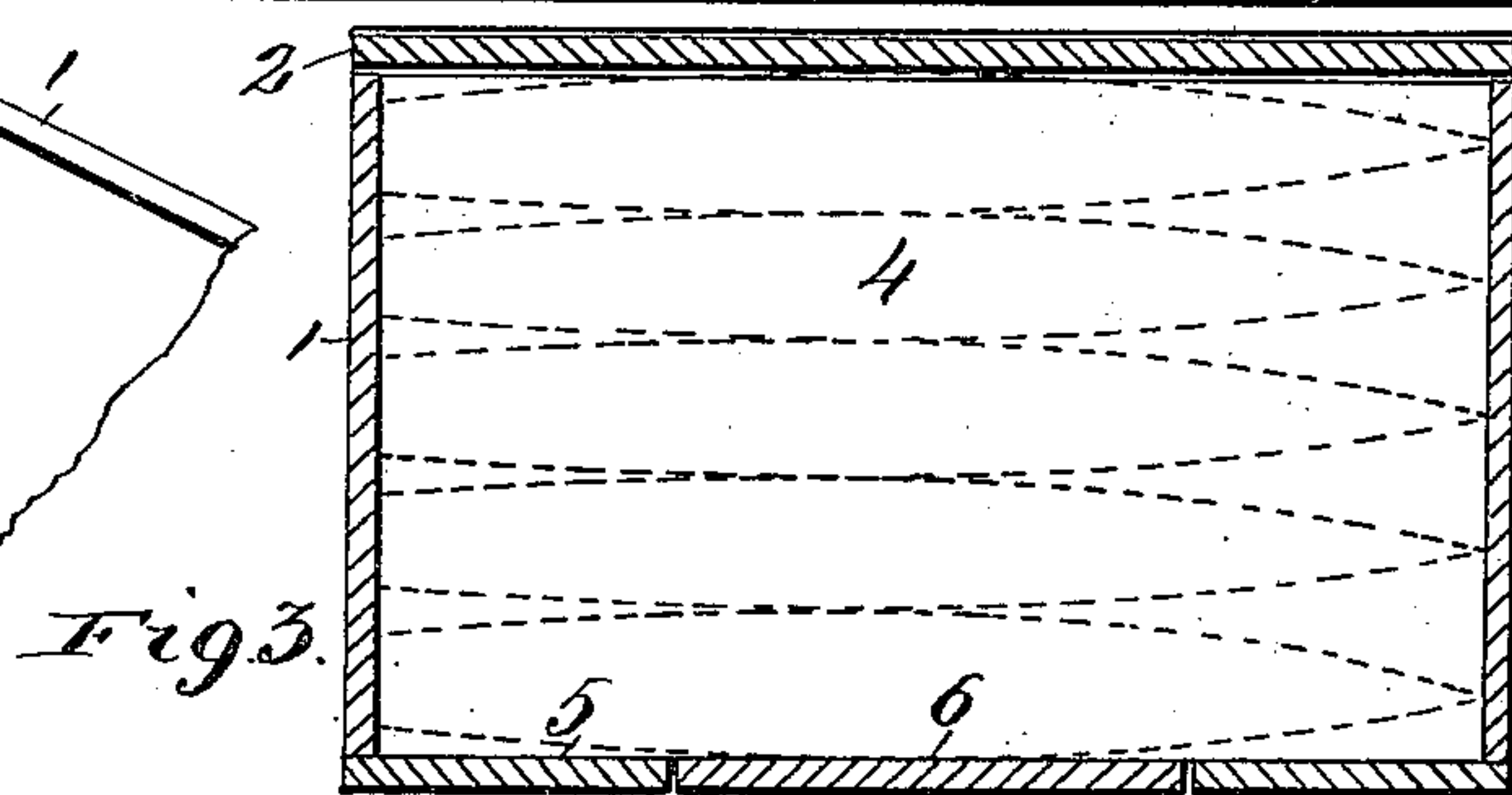
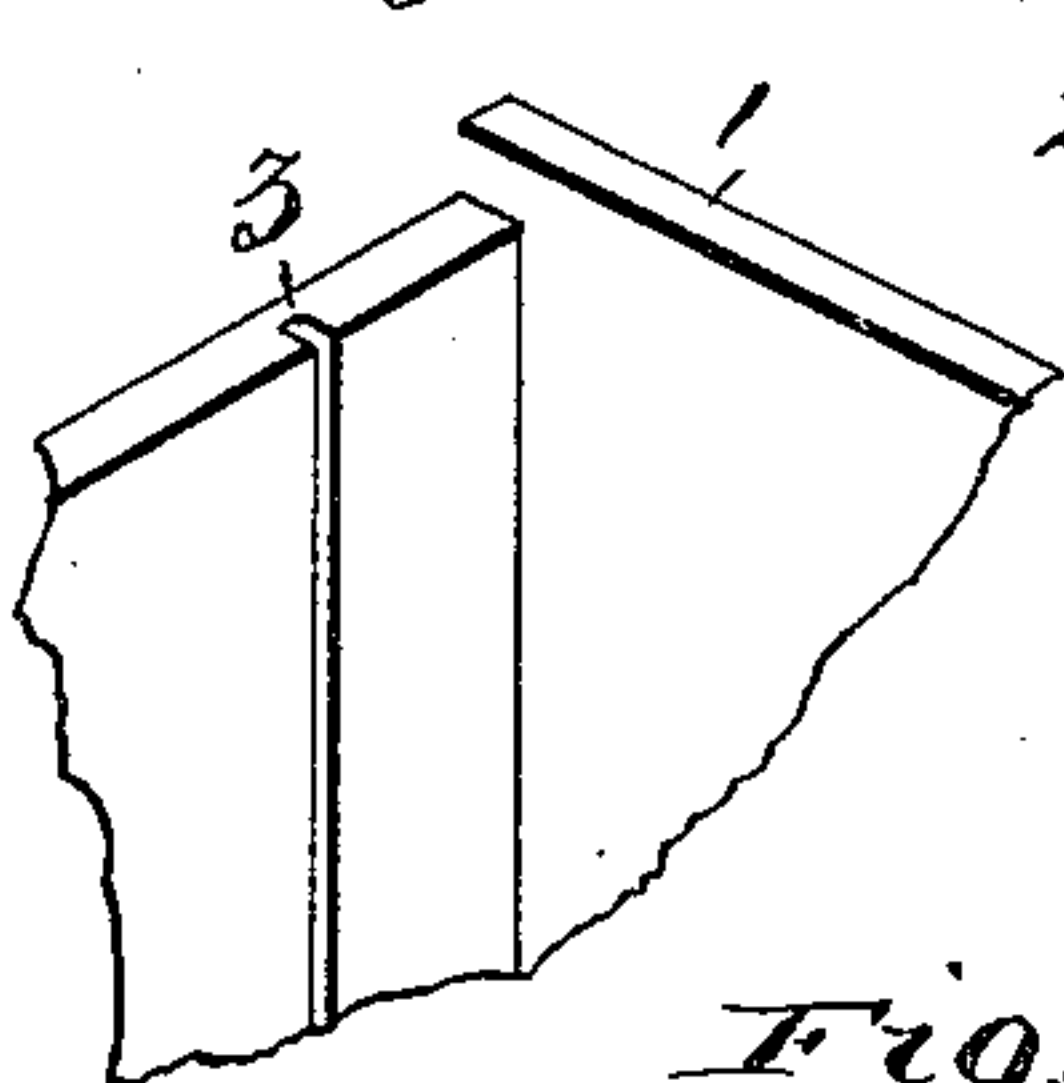
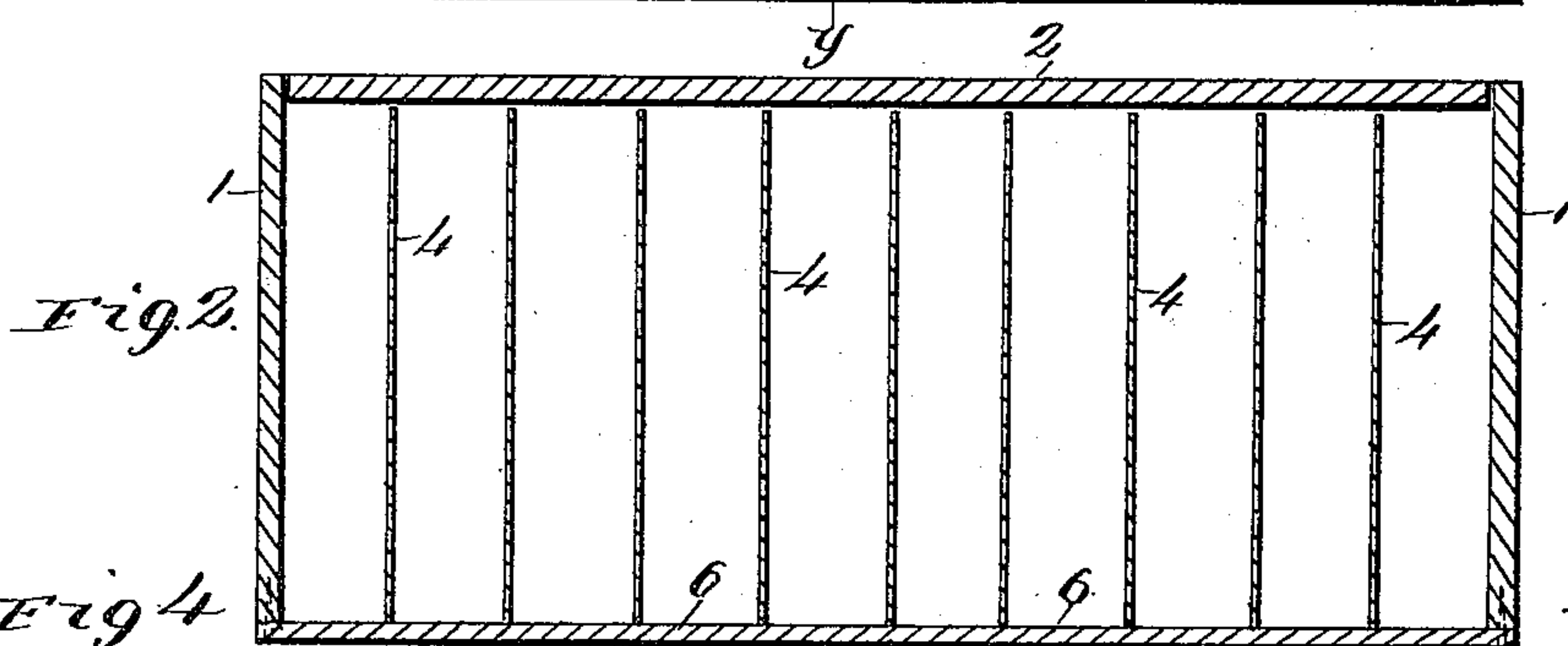
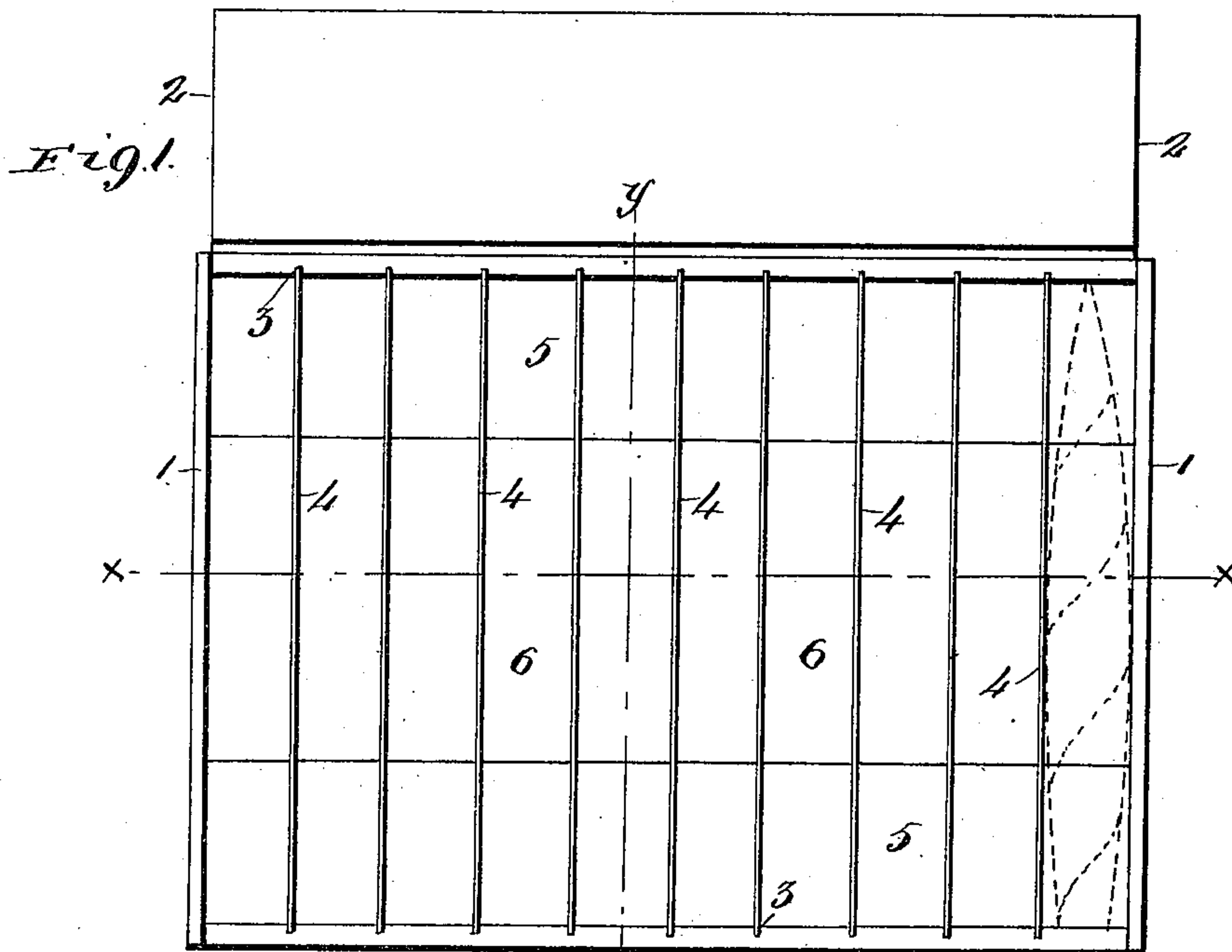
Patented Jan. 22, 1901.

O. BEESE.

CIGAR BOX.

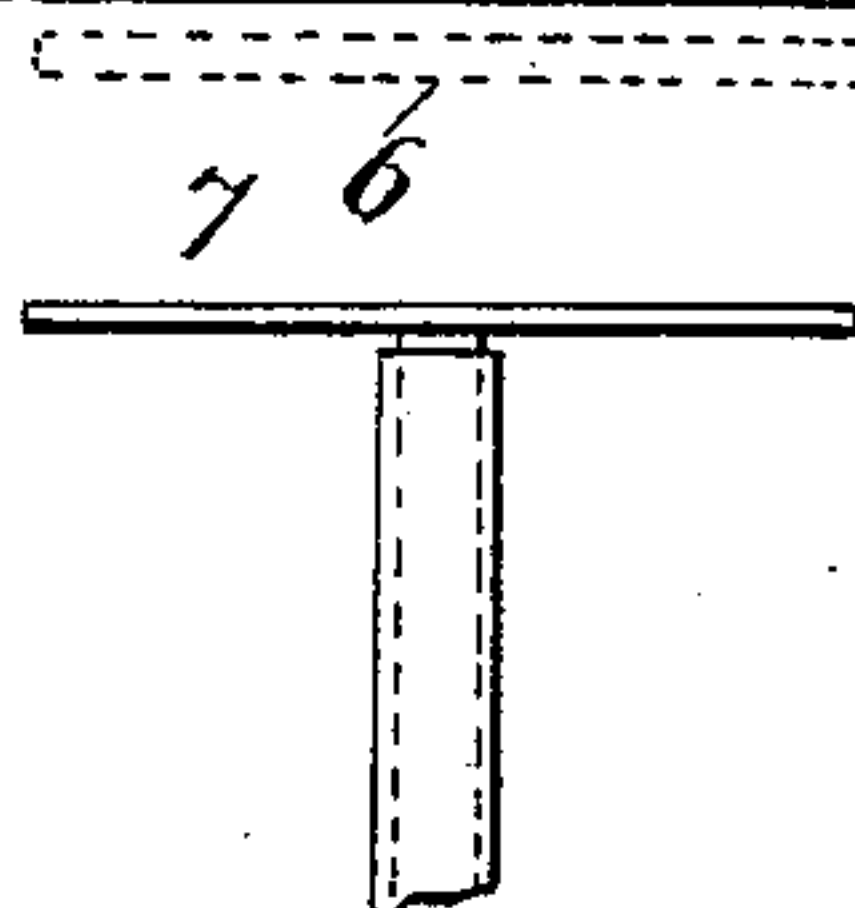
(Application filed Apr. 14, 1900.)

(No Model.)



WITNESSES:
J. Anderson,
V. M. Butler

Fig. 6.



INVENTOR

Otto Beese.

BY
Stallard & Stallard.
ATTORNEYS

UNITED STATES PATENT OFFICE.

OTTO BEESE, OF ALTON, ILLINOIS.

CIGAR-BOX.

SPECIFICATION forming part of Letters Patent No. 666,459, dated January 22, 1901.

Application filed April 14, 1900. Serial No. 12,860. (No model.)

To all whom it may concern:

Be it known that I, OTTO BEESE, a citizen of the United States, residing at Alton, in the county of Madison and State of Illinois, have
5 invented new and useful Improvements in Cigar-Boxes, of which the following is a specification.

My invention relates to improvements in cigar-boxes; and it consists in the novel combination and arrangement of parts, as will
10 be hereinafter more particularly described and claimed.

In the drawings, Figure 1 is a top plan view of my complete invention, showing the lid
15 thereof in an open position. Fig. 2 is a longitudinal section of the same, taken on the line *x x* of Fig. 1. Fig. 3 is a transverse section taken on the line *y y* of Fig. 1, with the lid in a closed position. Fig. 4 is a perspective
20 view of one end of the box, showing the groove formed in the longitudinal sides for the reception of the partition-walls with parts broken away. Fig. 5 is a perspective
25 view of a modification of my invention in respect to the partition-walls, and Fig. 6 is a side elevation of a portion of a machine which is adapted to cooperate with the cigars contained within the box for forcing the cigars
30 upwardly and out of the box.

The object of my invention is to construct a simple and practical box for containing cigars which is adapted to be properly arranged
35 within a cigar-vending machine especially constructed for the purpose, together with the cigars contained therein, forming the original package; and it consists of a series of transverse partition-walls, between which the cigars are located, the latter being in contact with one another in a vertical direction,
40 the said box having a portion of its bottom removably secured to the lower edges of the end walls of the same, whereby said portion of the bottom may be removed before the box is placed in the machine in order that the
45 operative parts of said machine may come in contact with the cigars located adjacent to the bottom of the box, whereby the said ci-

gars will be forced upwardly at intervals during the operation of the machine.

Referring to the drawings, 1 represents a
50 cigar-box of the usual construction and provided with a hinged cover 2, which box is adapted to hold the cigars in the usual manner and forms a package which is adapted to be sealed, as required by law. 55

Formed in the longitudinal walls of the box 1 in a vertical direction are grooves 3, which are arranged at equal distances apart, which are adapted to receive the opposite edges of the division-walls 4, whereby spaces are
60 formed for the cigars, separating the same along the length of the box, but allowing said cigars to rest upon one another in a vertical direction.

The bottom of the box 5 is composed of
65 three pieces, the center portion 6 of which is adapted to be removed from the box, exposing to view the medial portions of the lower row of cigars contained within the box, in which condition the latter is placed within a suitable cigar-vending machine over elevators 7,
70 forming a part of the same, whereby said elevators will be forced upwardly during the operation of the machine and come in contact with the lower row of cigars and operate
75 to force the upper one upwardly and out of the box, other portions of said machine operating to push the cigars so elevated from over the box and out of contact with the remaining cigars, the said pushing devices corresponding to the number of spaces formed
80 by the partition-walls and elevated through the opening formed by removing the central portion 6 of the box.

In Fig. 5 I have shown a modification of
85 my invention wherein the grooves 3 may be dispensed with and in lieu thereof partitions formed by securing the opposite edges of the partitions 8 to longitudinal strips 9, the parts thus secured being located in the box 1, where-
90 by practically the same results will be obtained.

Having fully described my invention, what I claim is—

A cigar-box, comprising a series of partition-walls, arranged transversely within the same forming spaces for cigars, one above the other in a vertical position, and a bottom for said
5 box a portion of which is adapted to be removed leaving a space, whereby when the said box is placed in a suitable machine the operative parts of the latter will coöperate

with the cigars exposed from the bottom of the box, substantially as described. 10

In testimony whereof I affix my signature in presence of two witnesses.

OTTO BEESE.

Witnesses:

C. J. ANDERSON,

C. F. KELLER.