

No. 666,277.

Patented Jan. 22, 1901.

E. LEE & J. S. PICKFORD.
SUPPORT OR STAND FOR SHOW CASES.

(Application filed Sept. 26, 1898.)

(No Model.)

2 Sheets—Sheet 1.

Fig. 1.

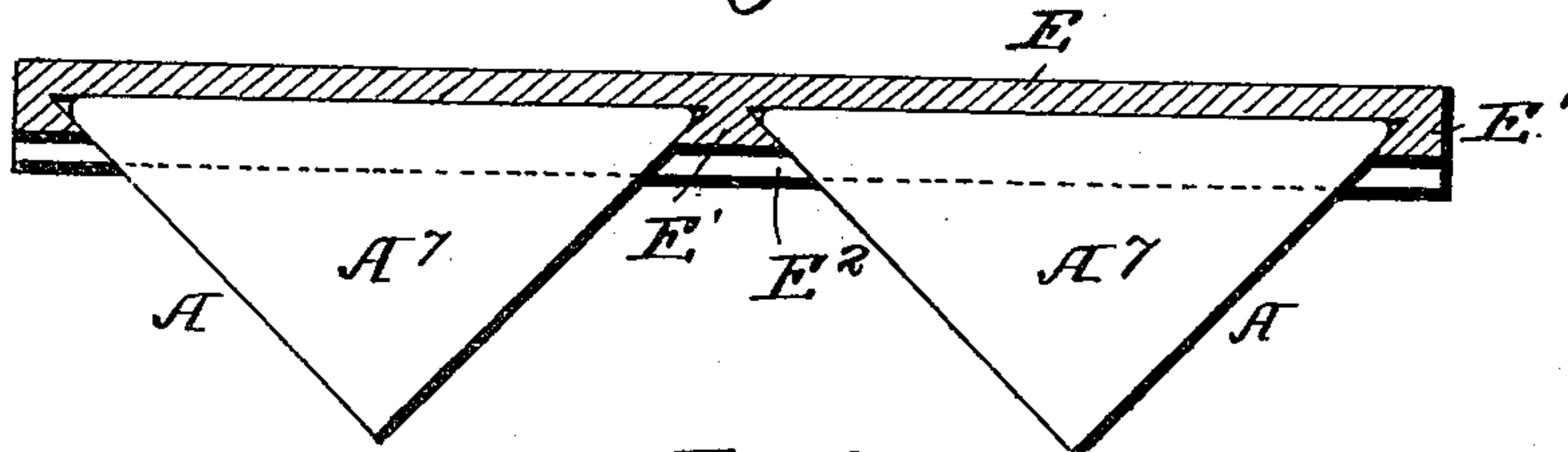


Fig. 2.

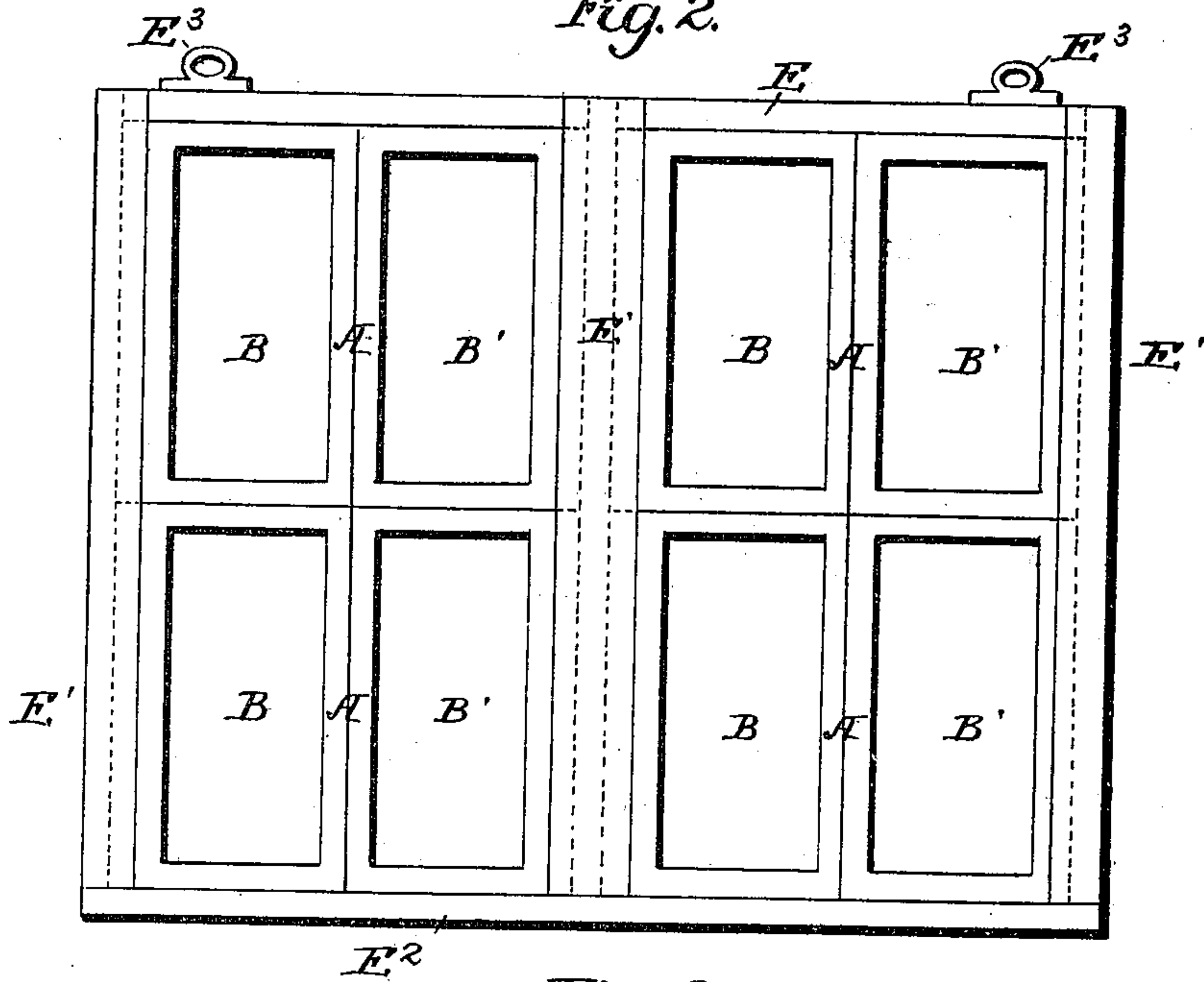
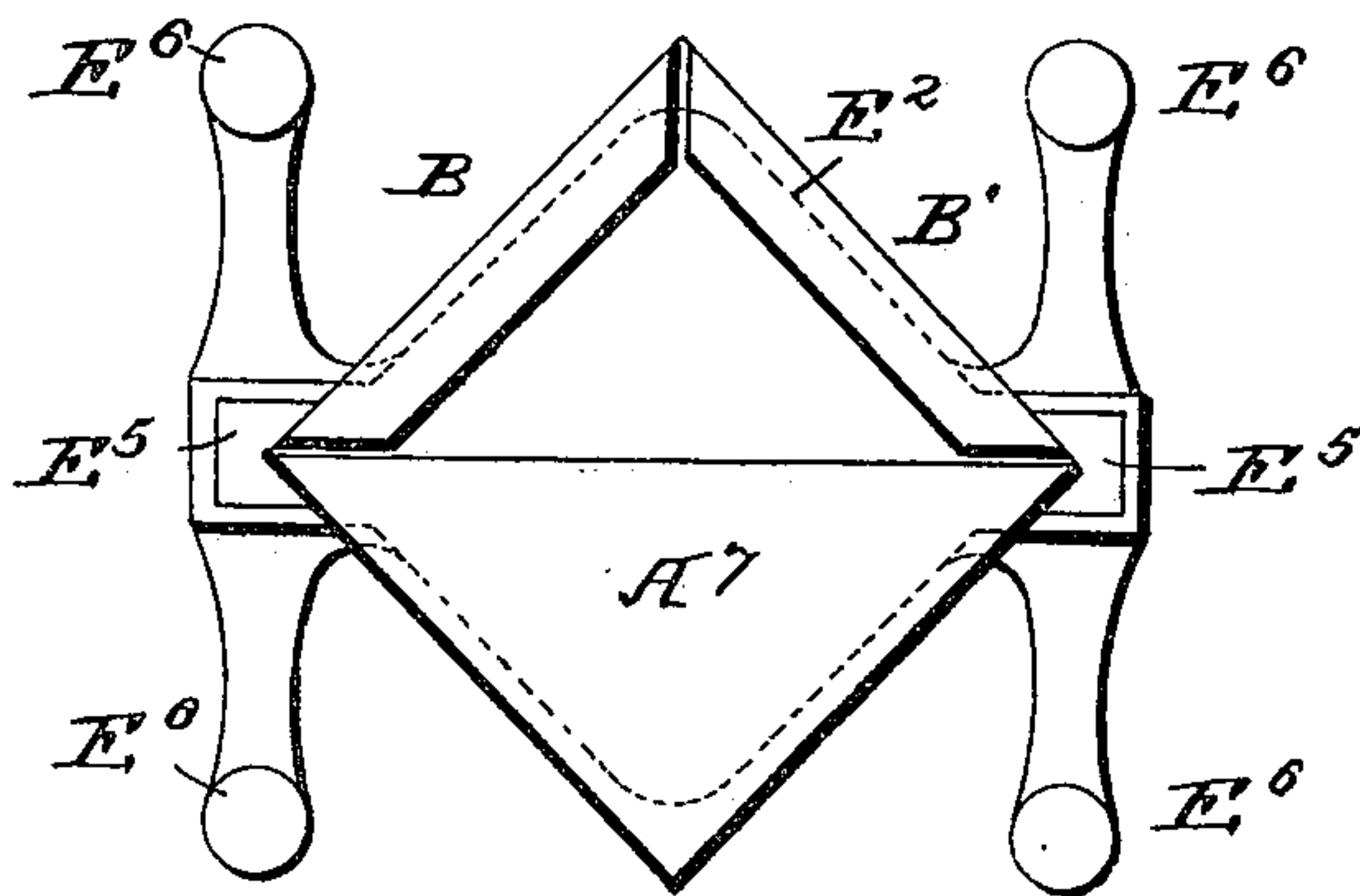


Fig. 3.



Witnesses

J. G. Hinkel
Harry E. Hay.

Inventors

Edward Lee

John Mansfield Pickford

Forer
Lawrence

Attorneys

No. 666,277.

Patented Jan. 22, 1901.

E. LEE & J. S. PICKFORD.
SUPPORT OR STAND FOR SHOW CASES.

(Application filed Sept. 26, 1898.)

(No Model.)

2 Sheets—Sheet 2.

Fig. 4.


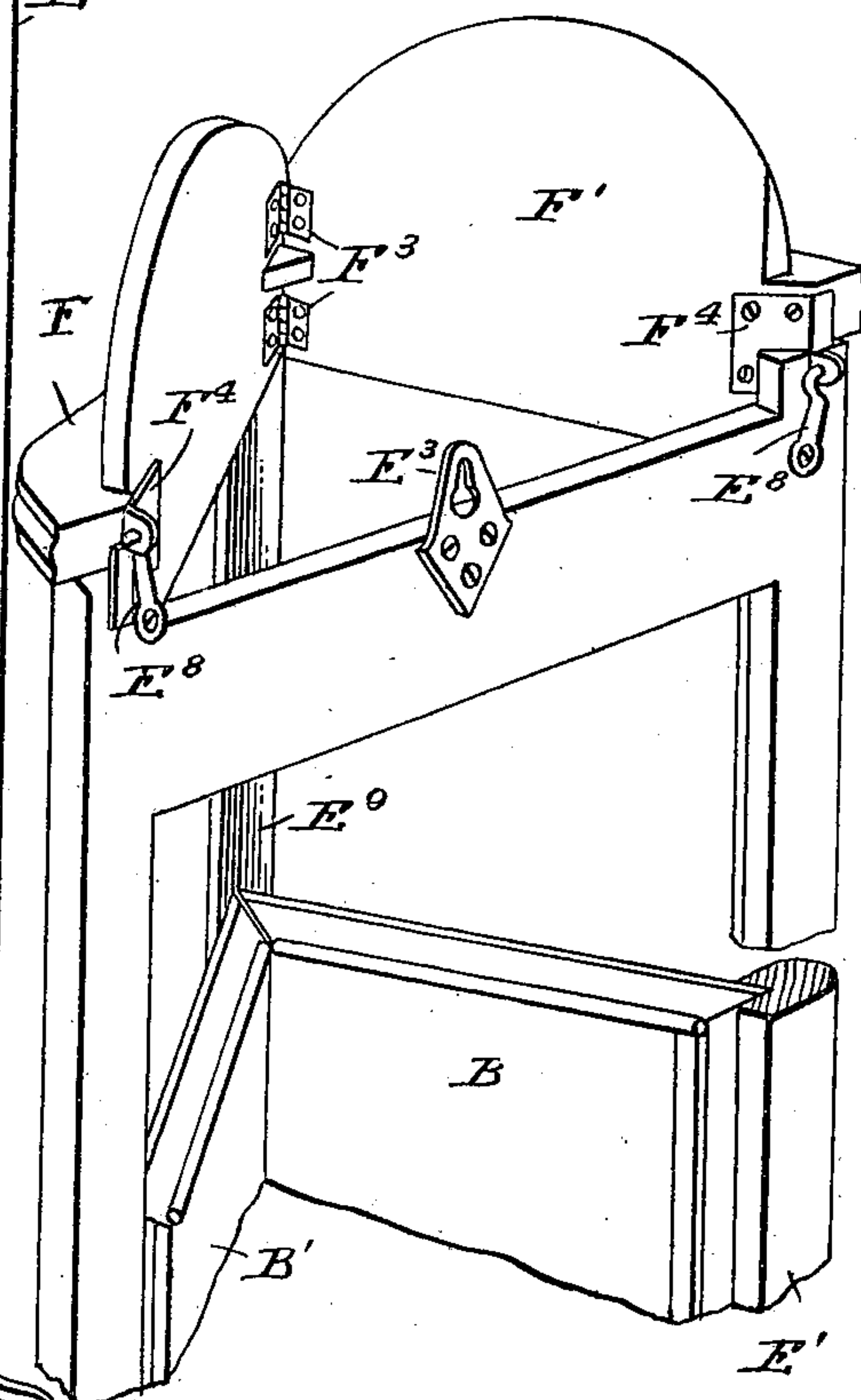


Fig. 5.



Witnesses

Harry E. Hay,
J. J. Pinkel

Inventors

Edward Lee
John Stanfield Pickford

By J. W. Freeman

Attorneys

UNITED STATES PATENT OFFICE.

EDWARD LEE AND JOHN STANSFELD PICKFORD, OF LONDON, ENGLAND,
ASSIGNORS TO THE NATIONAL BAKERY COMPANY, LIMITED, OF SAME
PLACE.

SUPPORT OR STAND FOR SHOW-CASES.

SPECIFICATION forming part of Letters Patent No. 663,277, dated January 22, 1901.

Original application filed August 24, 1897, Serial No. 649,380. Divided and this application filed September 26, 1898. Serial
No. 691,922. (No model.)

To all whom it may concern:

Be it known that we, EDWARD LEE and JOHN STANSFELD PICKFORD, subjects of the Queen of Great Britain, residing in London, England, have invented certain new and useful Improvements in Show-Cases, of which the following is a specification.

This application is a divisional application of that filed by us on August 24, 1897, Serial No. 649,380.

This invention relates to the construction of frames or supports or stands for the display of show-cases, the object being to obtain a much greater "display area" than is practicable with cases and supports of ordinary construction.

In the accompanying drawings, Figures 1 and 2 are respectively a section and front elevation of a support for show-cases adapted to hang on a wall, and Fig. 3 is a plan of a standing support with feet. Figs. 4 and 5 are perspective views of an ornamental hanging frame.

The support comprises a back or framework E, of wood or other suitable material, having formed with it or fixed to it undercut beadings or flanges E', which engage two end corners of the boxes or frames A. The support, as shown in Figs. 1 and 2, is adapted to hold four cases, the lower tier resting on the ledge or shelf E², and the upper tier on the tops A' of the cases beneath them. Eyes E³ or other devices are provided to hang the support on a wall. We prefer to use substantially V-shaped cases, which, with the back, form triangular receptacles within which the goods are placed for display. This form of case takes up less room than rectangular cases, yet affords a good view of the goods being displayed through the inclined sides. By making the undercut portion of the flanges inclined to the back at the same angle as the sides of the case a neat appearance is secured, and the case is firmly held in position without any other support than at the bottom. Although, as shown, the support holds four cases, it is evident that it may be constructed for only one or any larger number of cases

placed either side by side or one above the other.

Instead of running vertically the beadings E' may be placed horizontally, in which case the shelf or bracket E² is dispensed with; but the vertical construction is best adapted for exhibiting the goods.

The back or frame E may be provided with feet and beadings E', placed on both its sides, so as to form a standing support or ornamental screen, or the back E may be dispensed with, as shown in Fig. 3, recesses being formed in standards E⁵, supported by a base E² with feet E⁶. In Fig. 3 this support is fitted with a triangular frame on one side and hinged show-faces on the other; but it would be equally suited for a rectangular case having glazed fronts or show-faces on all sides.

Figs. 4 and 5 are perspective views, front and back, respectively, of a hanging support of a more ornamental character arranged to fold into small compass when not in use. The frame E, adapted to hold three tiers of show-faces, is formed with undercut beadings E' to engage the corners of the show-faces B B', two tiers of which are shown in position, the third being omitted. The bracket E² and its support E⁷ are hinged to the bottom of the frame E, so as to fold flat against it when not in use. The top F is formed of two pieces F' F², joined by hinges F³, and is fastened to the frame by hooks E⁸, which catch in eyes in the plates F⁴, engaged in slots in the frame E, as shown in Fig. 5. A bead E⁹, grooved at the back to fit the front edge of the show-faces, is held in holes in the bracket E² and top F and forms an ornamental front to the frame. To insert or withdraw the show faces or cases, the top is removed from the frame by disengaging the hooks E⁸ and plates F⁴. When holding show-faces, such as B B', (shown in Figs. 4 and 5,) the frame E may be cut or recessed, so that the show-faces may be employed to encircle or conceal a column or pilaster.

We claim—

1. A display-case comprising a back having undercut beadings and a receptacle having

diverging sides two corners of which engage in the undercuts in the beadings, and a support for the receptacle at a right angle to the back, substantially as set forth.

- 5 2. A display-case comprising a back, the sides of which are undercut at an angle thereto, a receptacle, the sides of which form an angle with the back corresponding with the undercut angle, and means for supporting the
10 back.

3. A display-case comprising a back, the sides of which are undercut, a top and bottom projecting therefrom, a front beading between the top and bottom, and an open-sided
15 receptacle between the sides and the front beading.

4. A support for display-cases comprising a frame, the sides of which are undercut, a

hinged bracket and a folding top secured thereto, and a front beading detachably secured to the top and the bracket. 20

5. A support for display-cases comprising a frame, the sides of which are undercut, a hinged bracket and a folding top secured thereto, the top being provided with perforated plates, hooks on the frame in engagement with the plates, and a front beading detachably secured to the top and the bracket. 25

In witness whereof we have hereto set our hands in the presence of the two subscribing
witnesses. 30

EDWARD LEE.

JOHN STANSFELD PICKFORD.

Witnesses:

HARRY B. BRIDGES,

WM. JNO. TENNANT.