

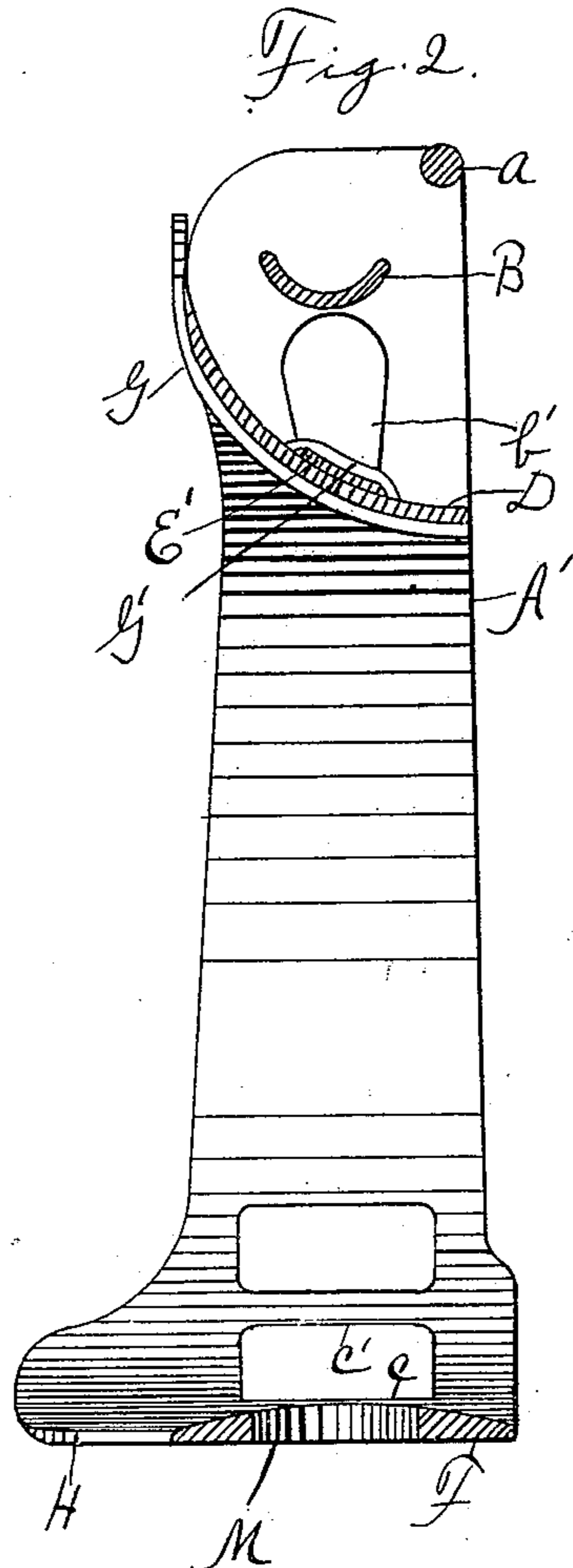
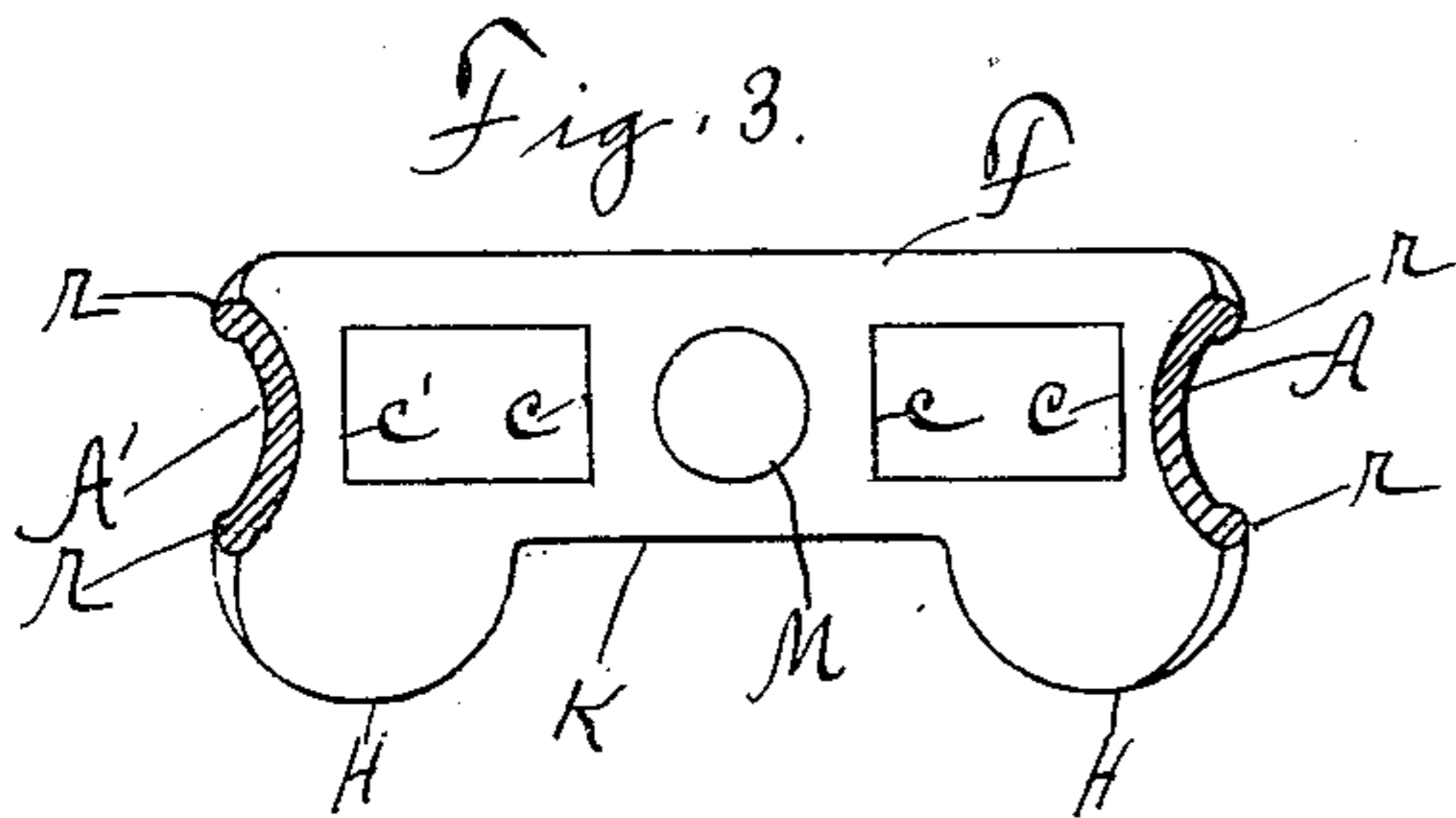
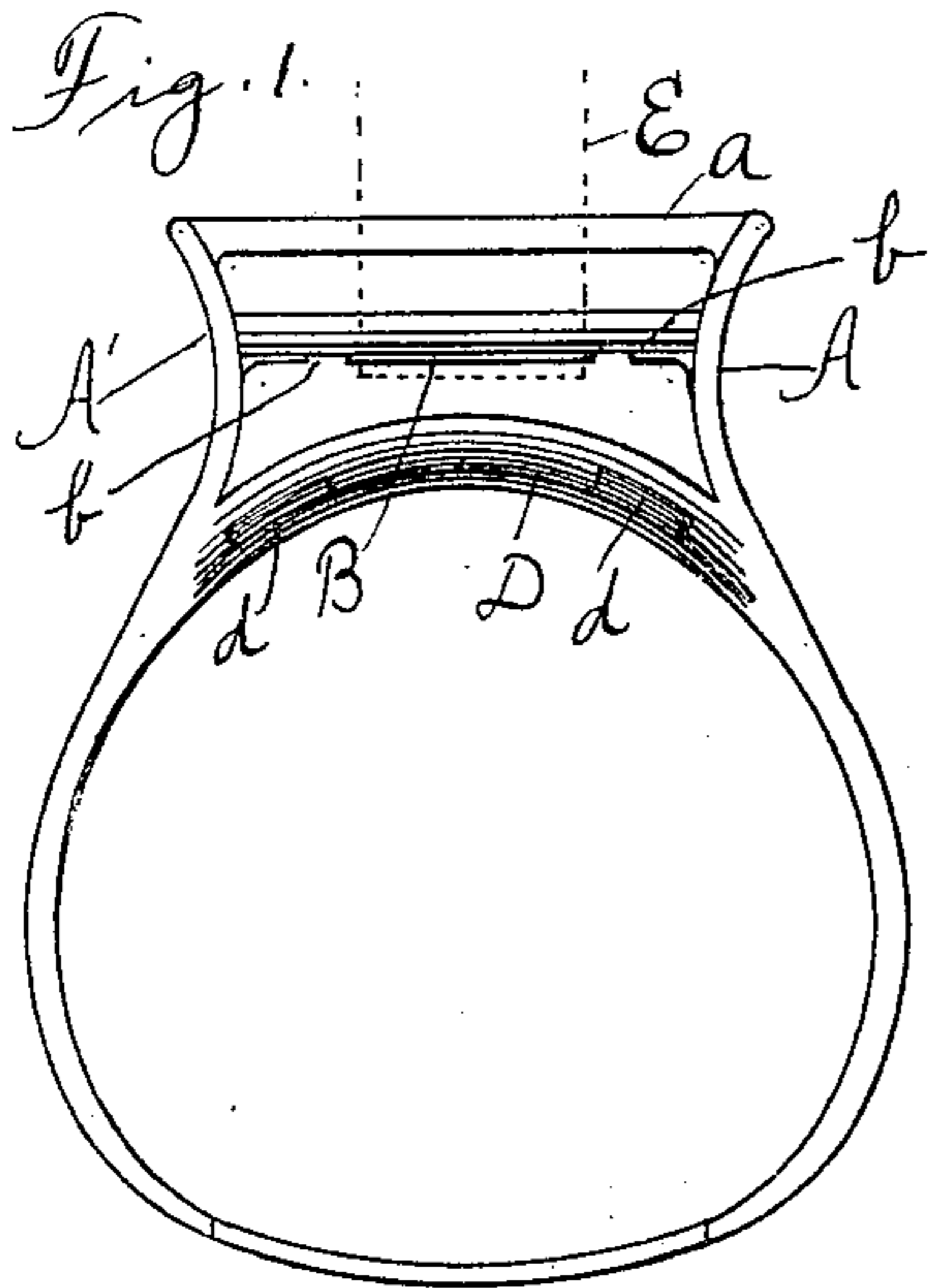
No. 663,523.

Patented Dec. 11, 1900.

E. M. TURNER.  
STIRRUP.

(Application filed Oct. 29, 1898.)

(No Model.)



WITNESSES:—

B. F. Bouldin  
J. M. Mothershead

INVENTOR,  
E. M. Turner,  
BY  
A. L. Jackson  
ATTORNEY.

# UNITED STATES PATENT OFFICE.

EPHRAIM M. TURNER, OF FORT WORTH, TEXAS.

## STIRRUP.

SPECIFICATION forming part of Letters Patent No. 663,523, dated December 11, 1900.

Application filed October 29, 1898. Serial No. 694,882. (No model.)

*To all whom it may concern:*

Be it known that I, EPHRAIM M. TURNER, a citizen of the United States, residing at Fort Worth, Texas, have invented certain new and useful Improvements in Stirrups, of which the following is a specification.

My invention relates to stirrups, and more particularly to an improved bottom, an improved supporting-bar, and an instep-bar; and the invention consists of the novel combination and construction of parts hereinafter fully described, and more particularly pointed out in the claim, in which other objects and advantages will be better understood.

Reference is had to the accompanying drawings, which form a part of this application.

Figure 1 is a front elevation of the stirrup without the lining. Fig. 2 is a vertical section through the center of Fig. 1. Fig. 3 is a horizontal section showing the bottom.

Similar characters of reference are used to indicate the same parts throughout the several views.

The stirrup has concavo-convex sides A and A', with beads *r* on the edges; a concavo-convex supporting-bar B, with openings *b*; a brake-bar *a*; a bottom F, with transverse or cross bars *c* and *c'* and a heel-guard H H and K, and instep-bar D, with apertures *d d*. The brake-bar and heel-guard are fully described and claimed in Patent No. 634,858, issued October 10, 1899. The openings *b* and *b* in the supporting-bar B are for the purpose of inserting straps *p* for holding stirrup-leathers in place when narrow stirrup-leathers are used, as indicated by the letter E. The instep-bar is to protect the instep by preventing the same from coming in contact with the supporting-bar or the stirrup-leathers, and the bar is made to conform to the contour of the instep of the foot, so as to make an easy rest when the foot is thrust in the stirrup, as stockmen usually do. The bottom has an aperture M for making the same lighter, and has bars *c* and *c'* for lacing purposes when the stirrup is lined and to make a wide bottom without making a heavy bottom. The shape

of the sides and supporting-bar give strength without making heavy stirrups. It will be seen that the supporting-bar is adapted for use with leathers of different widths.

Fig. 2 shows how the instep-bar is lined. The lining G extends farther up than the instep-bar D and is secured to the instep-bar by cutting loops in the lining and pressing the loops through the apertures *d* and *d* and then running a strap of leather or other suitable material E' under the loops G' and through the openings *b'* in the sides A and A' between the supporting-bar and the instep-bar. The strap E' is extended down on the outside of the sides of the stirrup, and the lining G is extended on the inside of the stirrup, and the lining is secured to the bottom by cutting loops *k* and pressing the loops through the openings in the bottom between the bars and between the bars and the sides and passing the strap E' under the loops *k*. In this way the lining may consist of a single piece of material and may be held in place by a single strap. The lining must conform to the contour of the various parts, which are lined.

Various changes in the construction of this stirrup may be made without departing from the spirit of my invention.

Having fully described my invention, what I claim as new, and desire to secure by Letters Patent, is—

In a stirrup provided with a supporting-bar, a bottom, and side bars; the combination of an instep-bar below said supporting-bar and integral with said side bars and a heel-guard consisting of a rear extension of said bottom having a recess cut therein approximately the width of a boot or shoe heel for the purpose set forth.

In testimony whereof I set my hand, in the presence of two witnesses, this 24th day of October, 1898.

EPHRAIM M. TURNER.

Witnesses:

B. F. BOULDIN,  
A. L. JACKSON.