

No. 661,402.

Patented Nov. 6, 1900.

D. HOGAN.
DOUCHE PAN.

(Application filed Mar. 8, 1900.)

(No Model.)

Fig. 1.

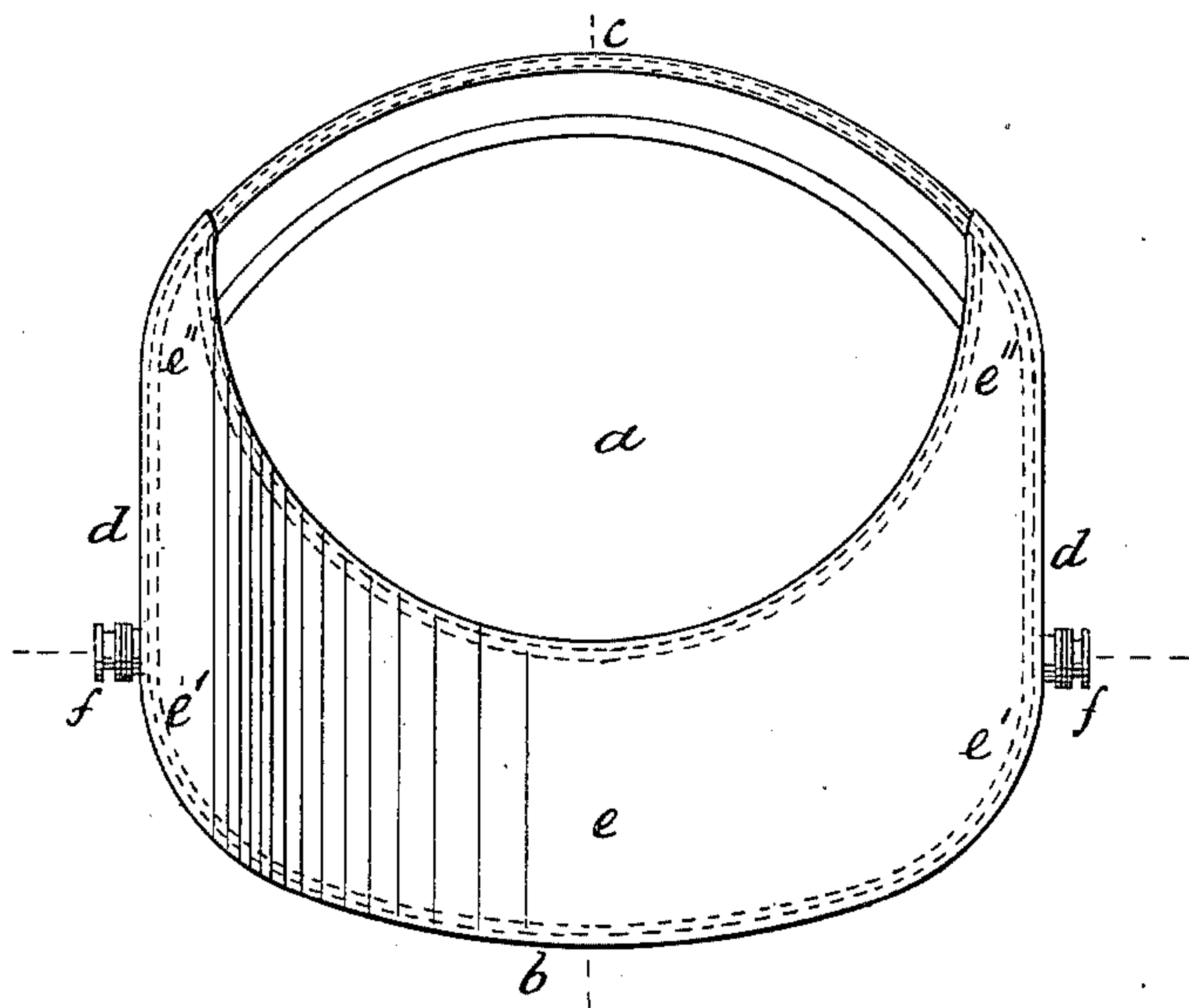


Fig. 2.

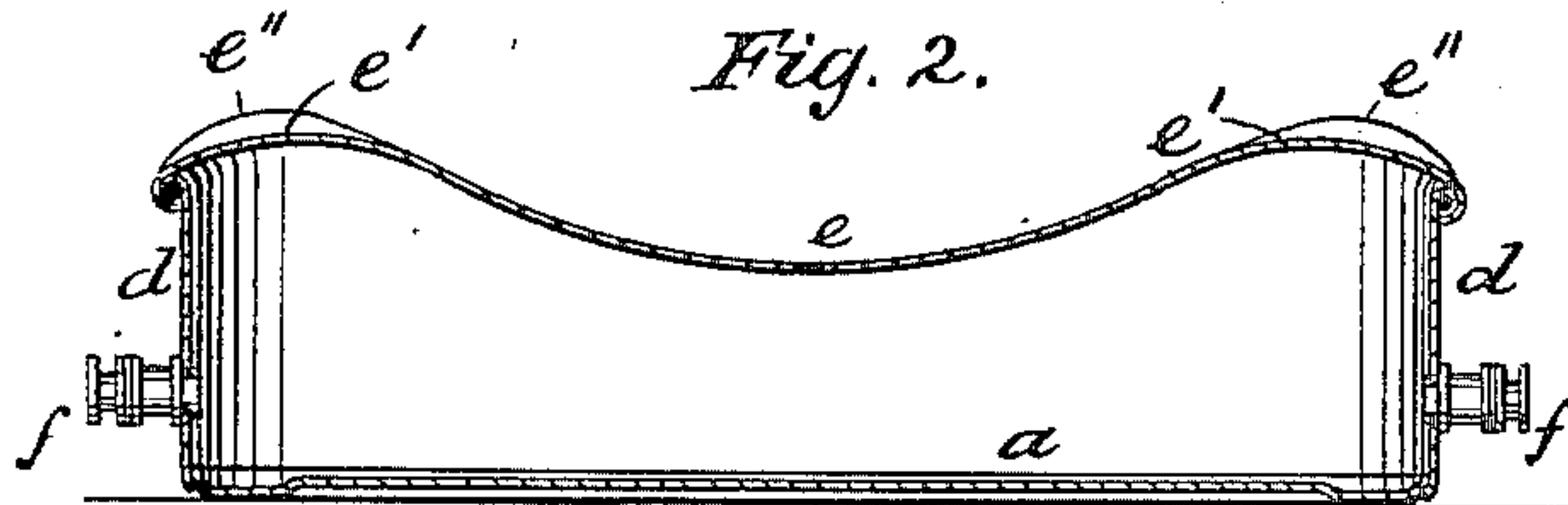


Fig. 3.

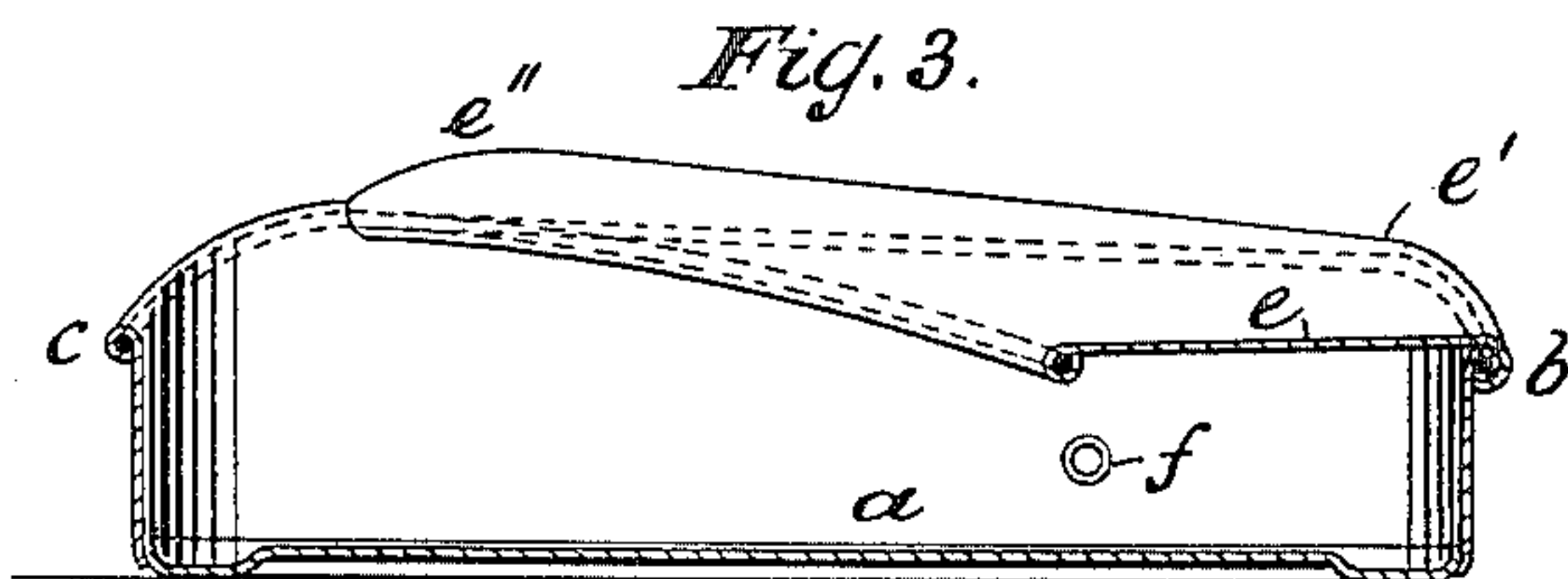
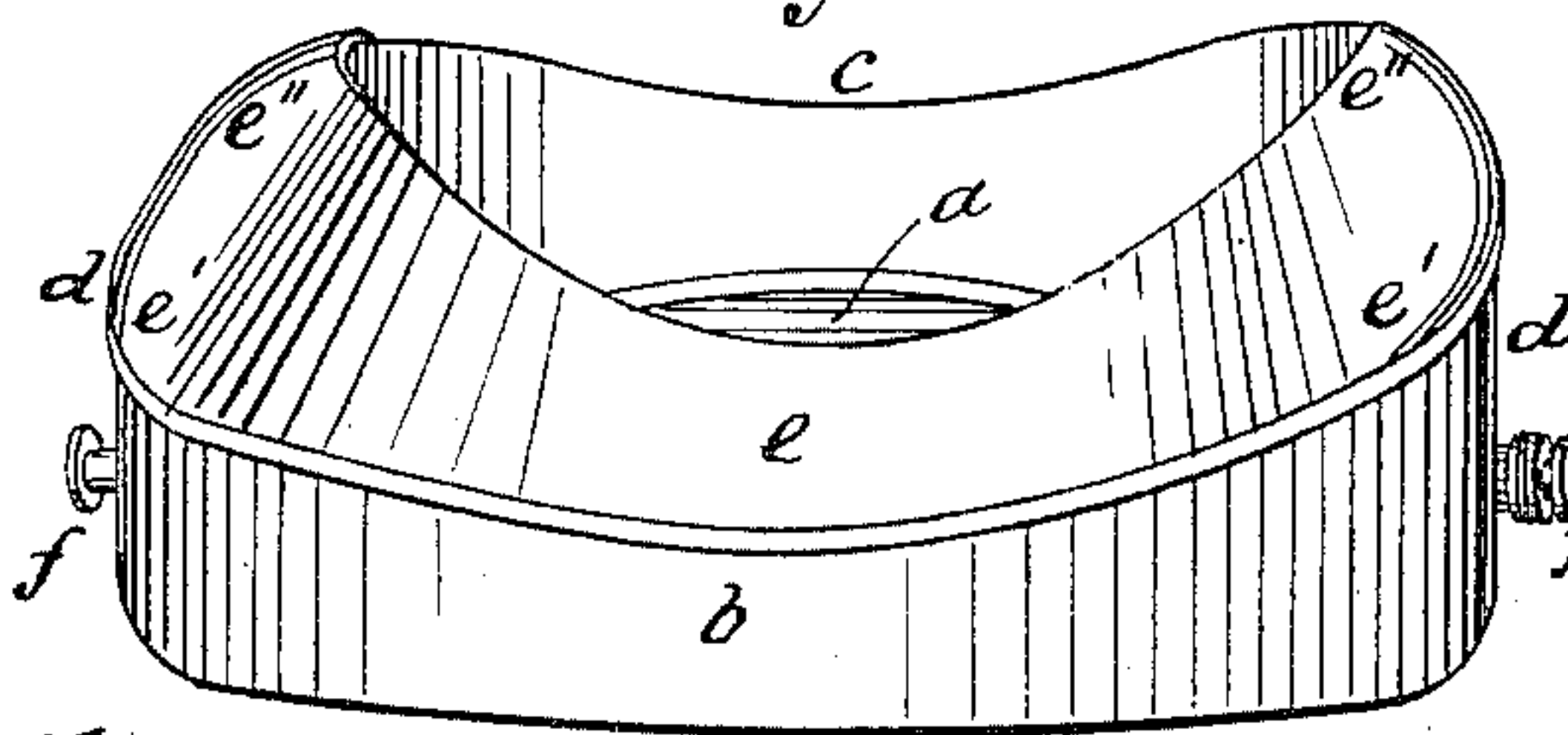


Fig. 4.



WITNESSES:

E. Wolff.
Chas. E. Branger.

INVENTOR

Daniel Hogan.

BY

Hauff & Hauff
ATTORNEYS

UNITED STATES PATENT OFFICE.

DANIEL HOGAN, OF NEW YORK, N. Y., ASSIGNOR TO THE MEINECKE & COMPANY, OF SAME PLACE.

DOUCHE-PAN.

SPECIFICATION forming part of Letters Patent No. 661,402, dated November 6, 1900.

Application filed March 8, 1900. Serial No. 7,900. (No model.)

To all whom it may concern:

Be it known that I, DANIEL HOGAN, a citizen of the United States, residing at Manhattan borough, New York city, in the county and State of New York, have invented new and useful Improvements in Douche-Pans, of which the following is a specification.

This invention relates to a douche-pan which allows the ready performance of operations and also its use as a bed-pan, said pan being so constructed as not to hurt the user, even if the latter is stout or heavy, and to allow the hand of the attendant or cleaner to obtain ready access to the patient or user.

The invention is set forth in the following specification and claims and illustrated in the annexed drawings, in which—

Figure 1 is a plan view of the pan. Fig. 2 is a transverse section of the pan. Fig. 3 is a section from front to rear of the pan. Fig. 4 is a perspective view of the pan.

The bottom of the pan is shown at *a*. For convenience of description I designate the point or edge at *b* the "front" of the pan, while its rear or back edge is at *c*. Let *d* be called the "sides" of the pan.

The pan is shown with a front rim, forming a top or support which is concaved or depressed at the center line or point at *e* and convexed at the edges, as seen at *e'*. This top or support *e e'* thus fits the buttocks and hip parts of the patient or user, so that no fluid can pass or escape between the patient's buttocks and the seat or top *e* while the pan is in use. The seat or top can also have a convex extension at each side, as seen at *e''*, so that the patient can rest the thighs. These extensions *e''* are, however, not absolutely necessary. The convexities *e'* avoid the formation of sharp angles or edges, so that the user is not cut or hurt by the hard material composing the pan, such as metal or porcelain, from which these pans are frequently made. By the concavity *e* excessive pressure is taken off the spine, the weight of the user being on the buttocks and partly on the hips.

It is noticed that this pan, as shown in the drawings, has its transverse dimension from *d* to *d* at least equal to its dimension from front *b* to rear *c*. The pan by being made square or of considerable width gives a broad

and comfortable seat for the patient. This construction also affords a firmer support for the pan and prevents it from tilting on account of the width being considerable under the top *e'*, where the pressure or weight of the user is applied. The rear rim, as seen at *c*, has a depression or its center part cut away or curved downward, whereby a spout is formed. Such depression also allows ready access to the person or patient for the free use of instruments while the patient is on the pan. In other words, this spout or depression at the rear prevents the doctor's hand or instrument from striking when inserting or withdrawing such instruments from the patient on the pan.

The pan is shown with two outlet connections *f*, one on either side, to allow of the pan being drained or emptied from either side of the bed while said pan is being kept in use. This instrument is specially adapted to use as a douche-pan for females, but can of course be used as an operating or as a bed pan or wherever serviceable.

A strengthening wire or bead can be run about the edge of the pan either on the upper or lower face or partly under and partly over the edge of the top *e e''*.

What I claim as new, and desire to secure by Letters Patent, is—

1. A douche-pan or the like having its transverse dimension at least equal to its dimension from front to rear and having a top or support at its front concaved at the center portion and convexed at the edges, the rear edge of the pan being cut away or depressed to allow ready access to the person for the free use of instruments substantially as described.

2. A douche-pan or the like having a top or support concaved at the center portion and convexed at the edges, the rear of the pan being cut away or depressed to allow the free use of instruments substantially as described.

In testimony whereof I have hereunto set my hand in the presence of two subscribing witnesses.

DANIEL HOGAN.

Witnesses:

W. C. HAUFF,

E. F. KASTENHUBER.