

No. 661,012.

Patented Oct. 30, 1900.

E. E. DYER.
SKIRT SUPPORTER.

(Application filed Mar. 28, 1899.)

(No Model.)

Fig. 1.

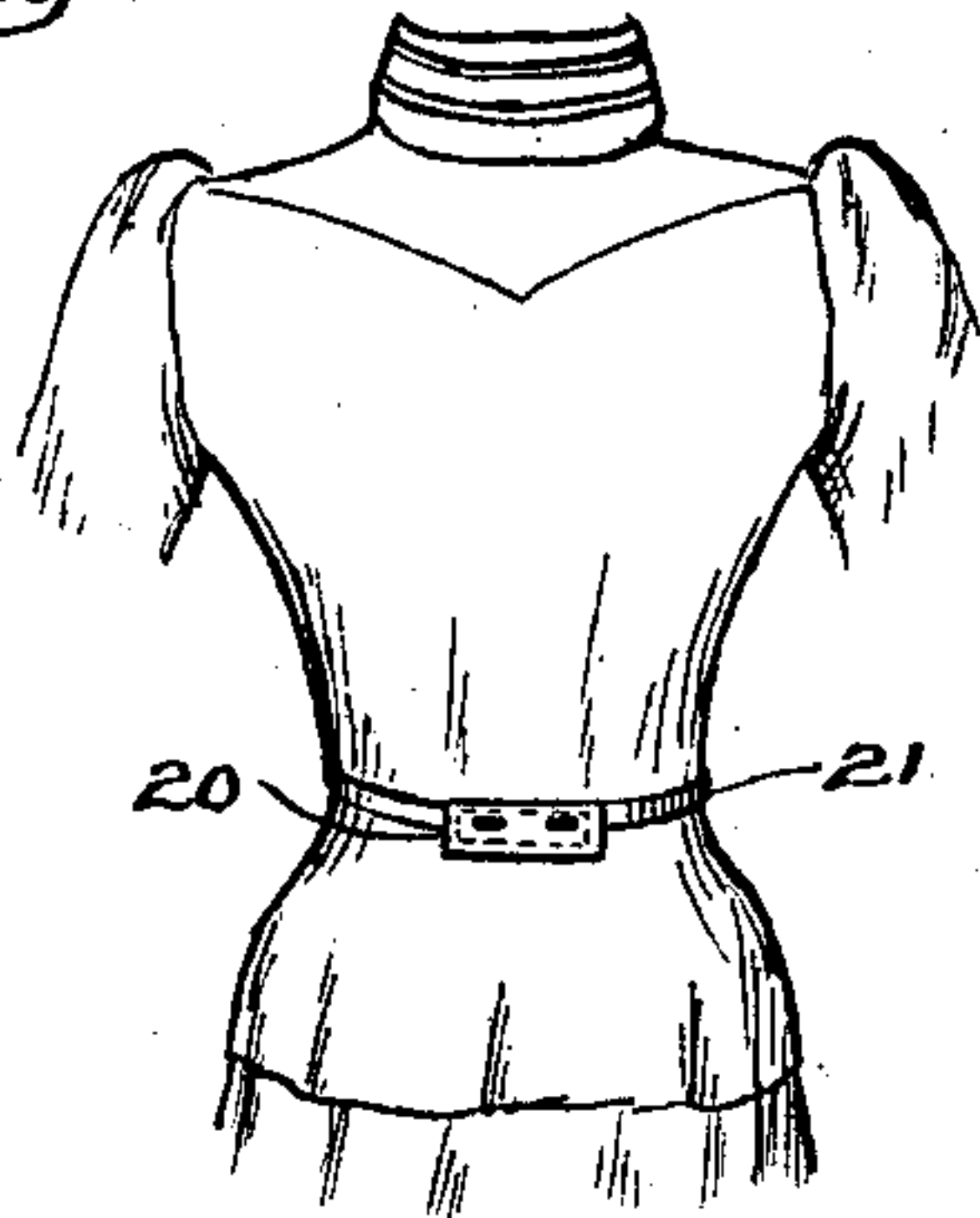
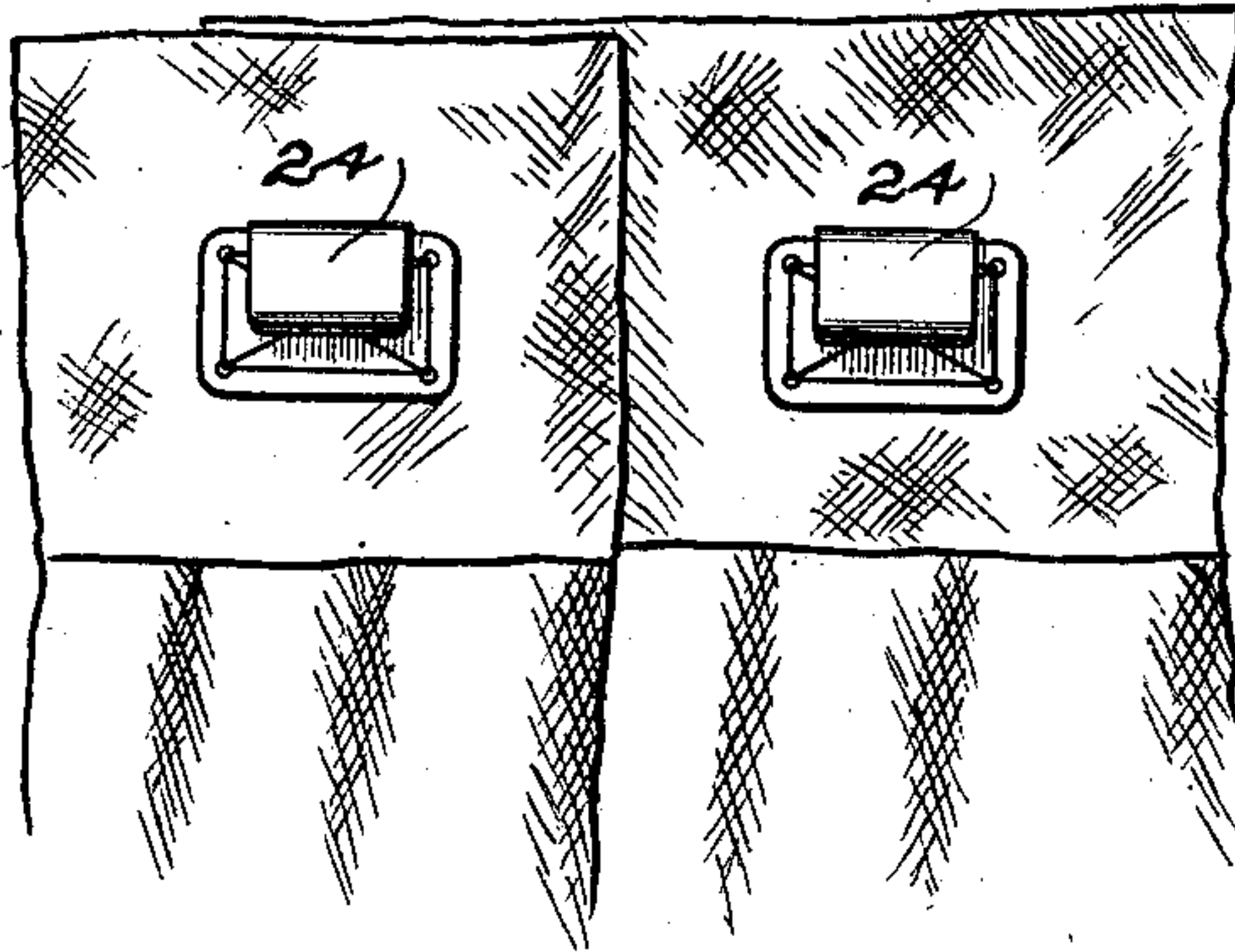


Fig. 2.



3a Fig. 3.

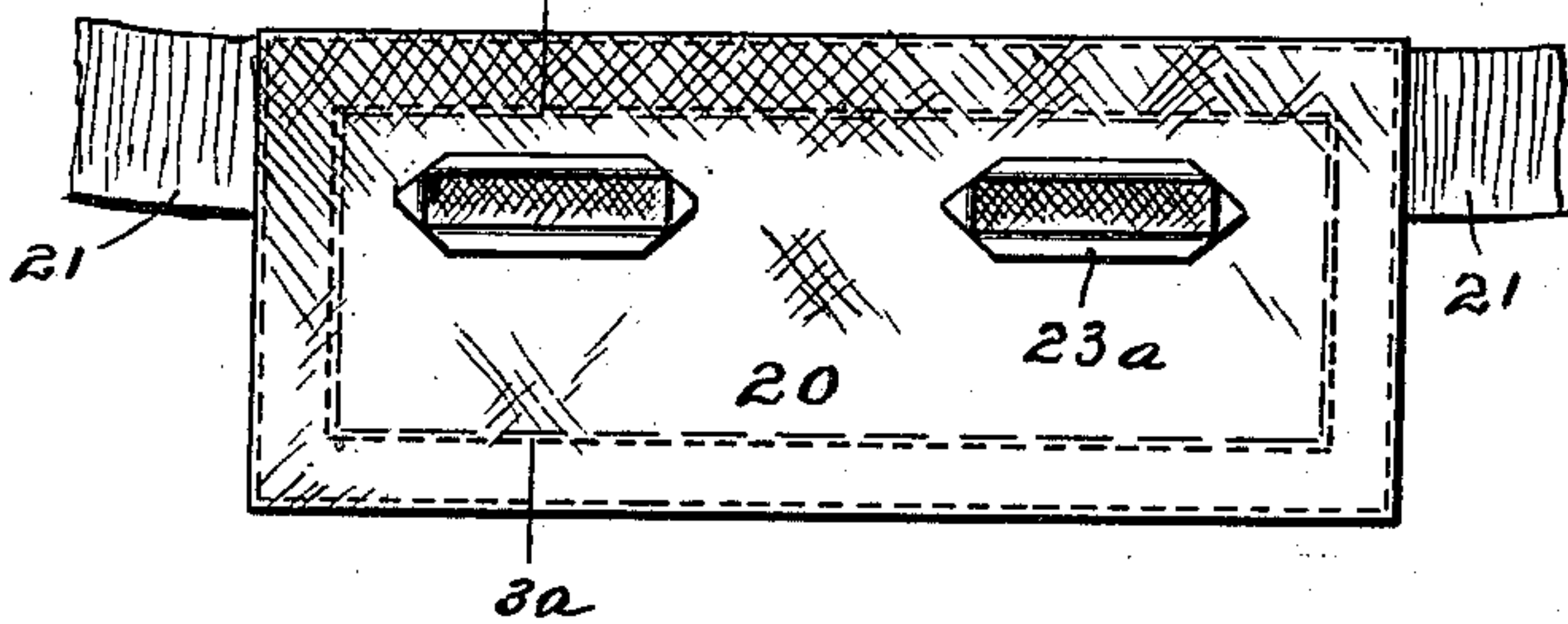


Fig. 3a

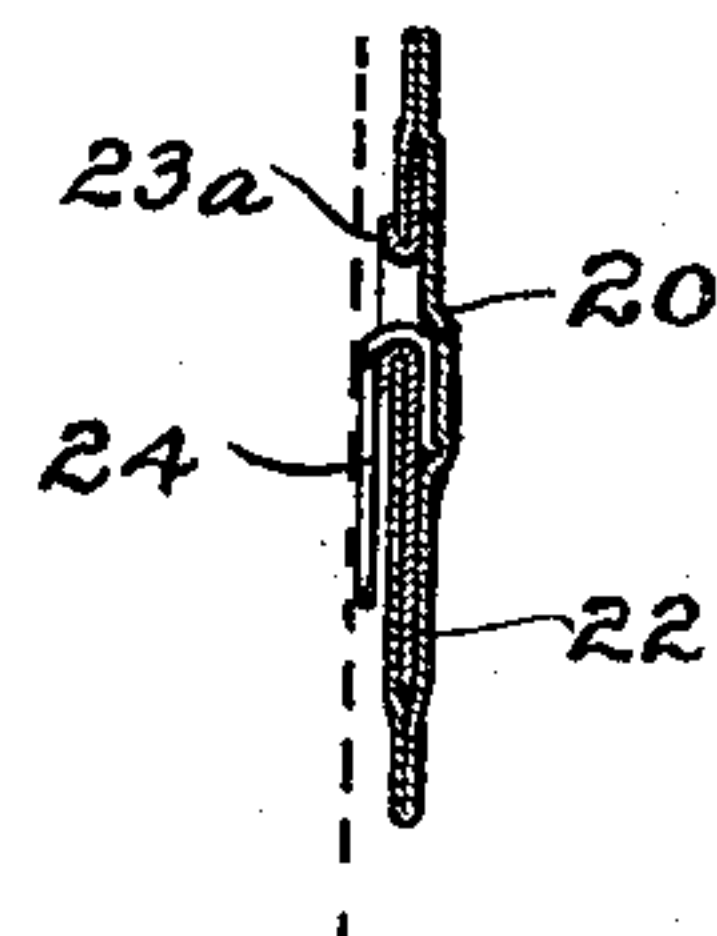


Fig. 4.

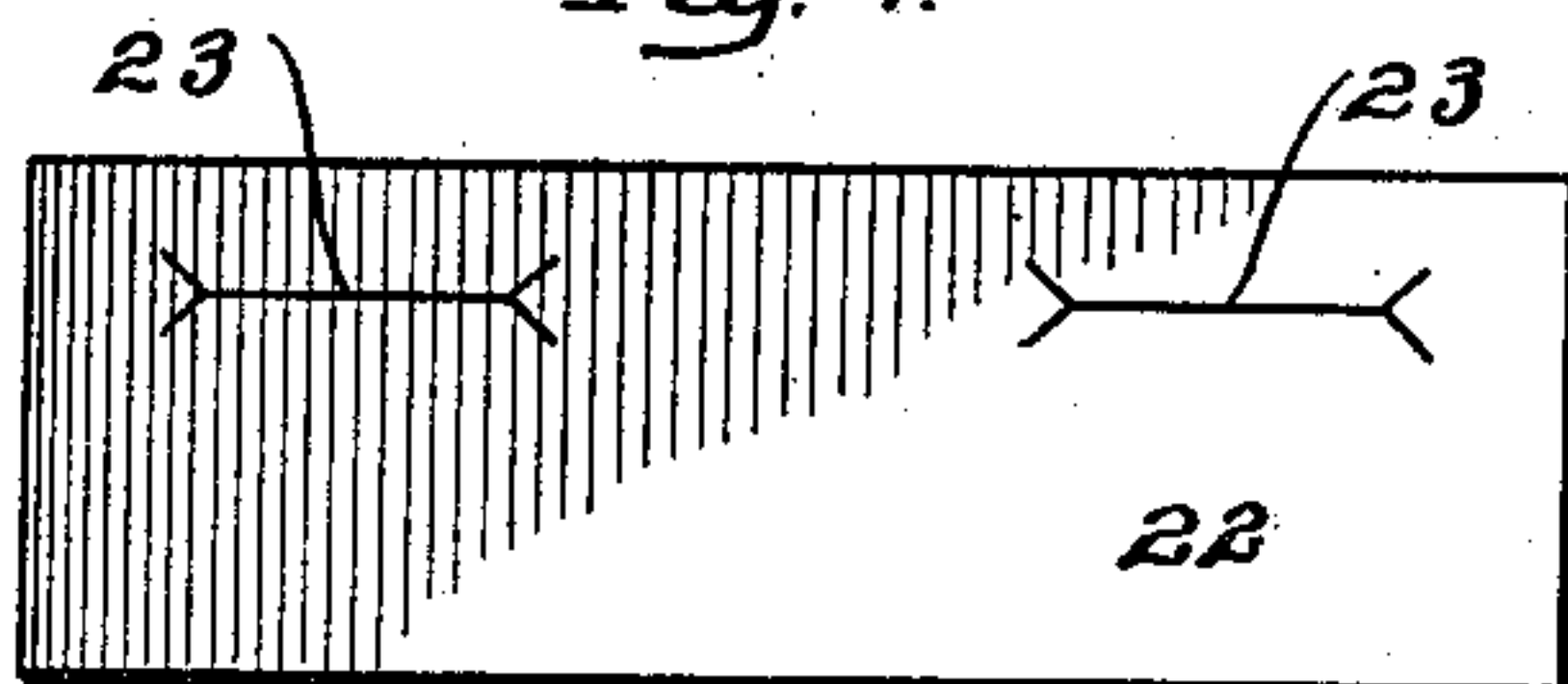
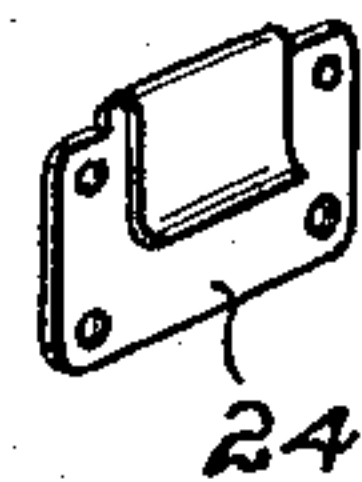


Fig. 5.



Witnesses:

Fred Gulack

James B. Adams

Inventor:

Ernest E. Dyer

By *Frederick Fisher*
his Attorneys

UNITED STATES PATENT OFFICE.

ERNEST E. DYER, OF CHICAGO, ILLINOIS, ASSIGNOR OF ONE-THIRD TO
EDMUND H. STROUD, OF SAME PLACE.

SKIRT-SUPPORTER.

SPECIFICATION forming part of Letters Patent No. 661,012, dated October 30, 1900.

Application filed March 28, 1899. Serial No. 710,735. (No model.)

To all whom it may concern:

Be it known that I, ERNEST E. DYER, a resident of Chicago, in the county of Cook and State of Illinois, have invented certain new and useful Improvements in Skirt-Supporters, of which the following is a full, clear, and exact description.

The invention relates to devices employed for supporting the skirt of a dress by securing it to the waist behind, and especially to what is known as a "shirt-waist." The object is to provide a simple, inexpensive, and easily-manipulated device which is readily secured to the creased or plaited fabric of the shirt-waist in position to easily receive and sustain the supporting-clips carried by the skirt.

On the drawings which accompany this specification like parts bear like designation throughout.

Figure 1 is a view in rear elevation showing the supporter secured in place with the usual tapes at the waist-line of the wearer; Fig. 2, a rear elevation view of the sustaining-clips carried by the skirt at each side of the placket; Fig. 3, a detail elevational view of the supporter; Fig. 3^a, a section view on line 3^a of Fig. 3, one of the skirt-clips being shown in position; Fig. 4, a plan view of the inner metal stiffener with slits therein preparatory to upsetting; Fig. 5, a perspective view of the skirt-clip.

Secured to the back of the garment at the waist-line is the sheath 20, having the usual tapes 21 stitched to its opposite edges and furnished with an internal stiffener 22, made of some convenient metal inclosed by the sheath. The stiffener is slit, as at 23, the edges being thereupon bent up from the plane of the metal body and slipped through corresponding slits cut in the face of the fabric sheath 20. On upsetting the edges of the metal slits the stiffener is not only held to the sheath, but stout elongated eyes or seats 23^a result,

which serve to receive the clips 24, sustained by the skirt-waistband. Having secured the metal plate or stiffener in place on the sheath, as described, said sheath (if made of one piece of fabric, as usual) may be lapped over or folded upon itself. A line of stitching is run about to fasten the fold and complete the article in readiness for use. The fastener can be applied at the shirt-waist in any familiar way.

Clips 24, made of metal bent to form elongated hooks, are fastened to the skirt at the sides of the placket. With the clips in position they can be easily directed by the wearer into the eyes 23^a on the sheath, the stiffener 22 and the fold of fabric back of eyes 23^a both aiding in ready guidance of the clips to place. The eyes 23^a afford a broad bearing for clip 24 to properly drape and sustain the skirt, while the elongation of the eyes 23^a allows for sufficient lateral slip in clips 24 to permit for the play of the skirt responsive to the movements of the wearer without strain or unsightly shift of the skirt.

Having thus described my invention, what I claim as new, and desire to secure by Letters Patent, is—

A skirt-supporter for shirt-waists or like garments comprising an inner plate of flexible metal and an inclosing fabric sheath stitched about said plate leaving suitable terminals to which the waist-tapes can be fastened; said inner plate being properly slit and upset through corresponding slits at the face of the sheath to constitute reinforcement eyes (closed at the back by the fabric) for reception of the elongated clips carried on opposite sides of the skirt-placket, substantially as described.

ERNEST E. DYER.

Witnesses:

JAMES H. PEIRCE,
ALBERTA ADAMICK.