

No. 660,684.

Patented Oct. 30, 1900.

F. B. HOLDER.

TOY.

(Application filed Feb. 9, 1900.)

(No Model.)

Fig. 1.

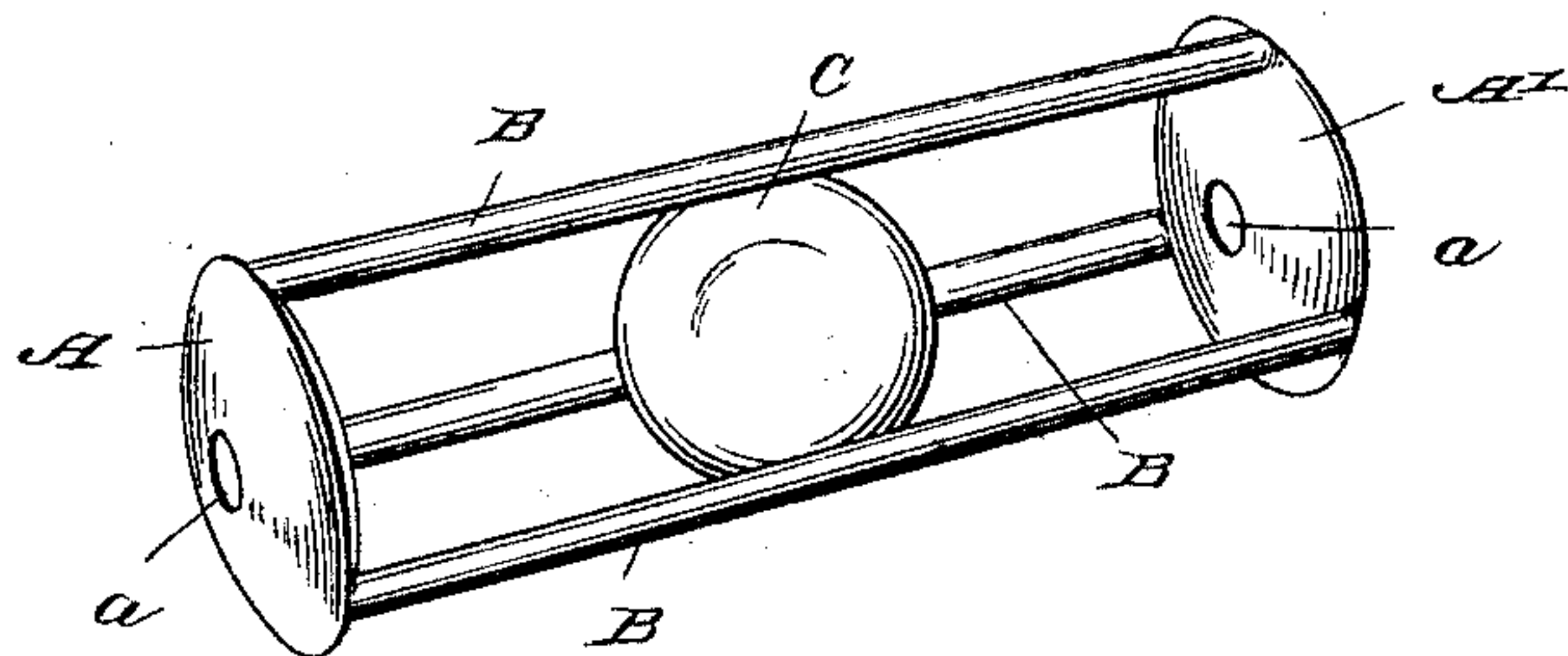


Fig. 2.

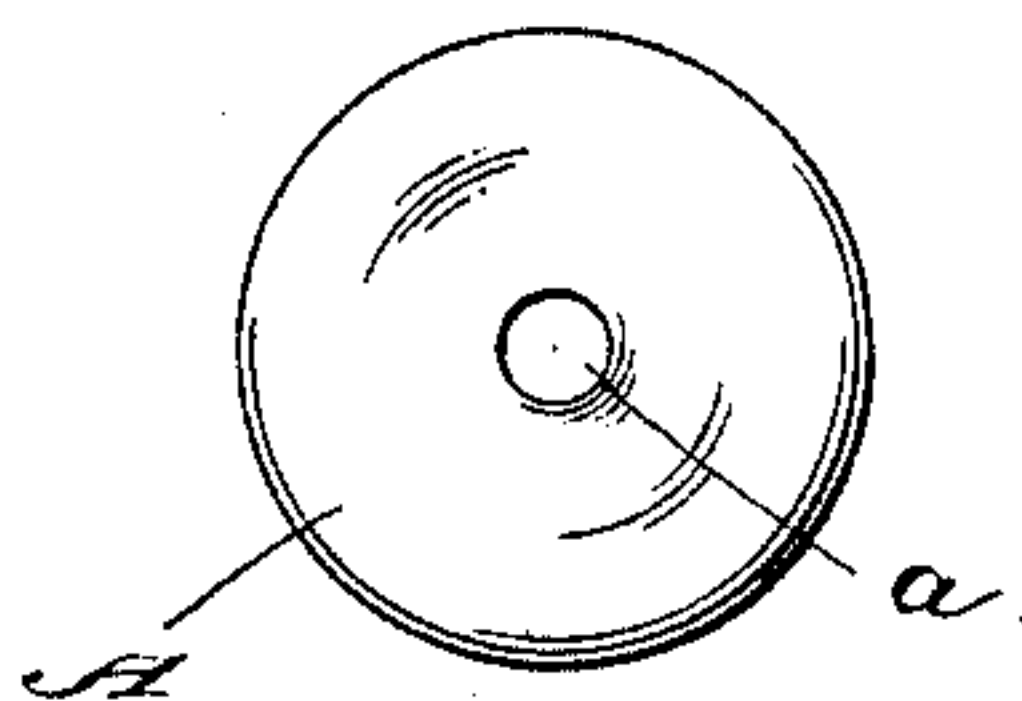


Fig. 4.

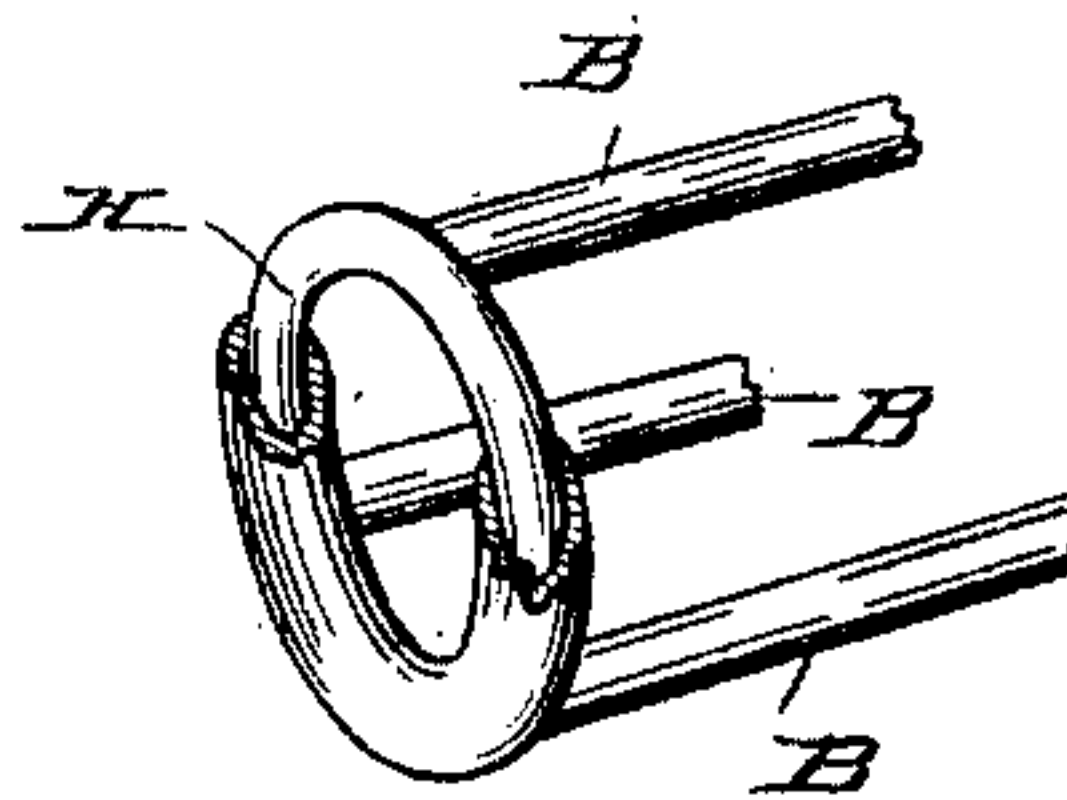
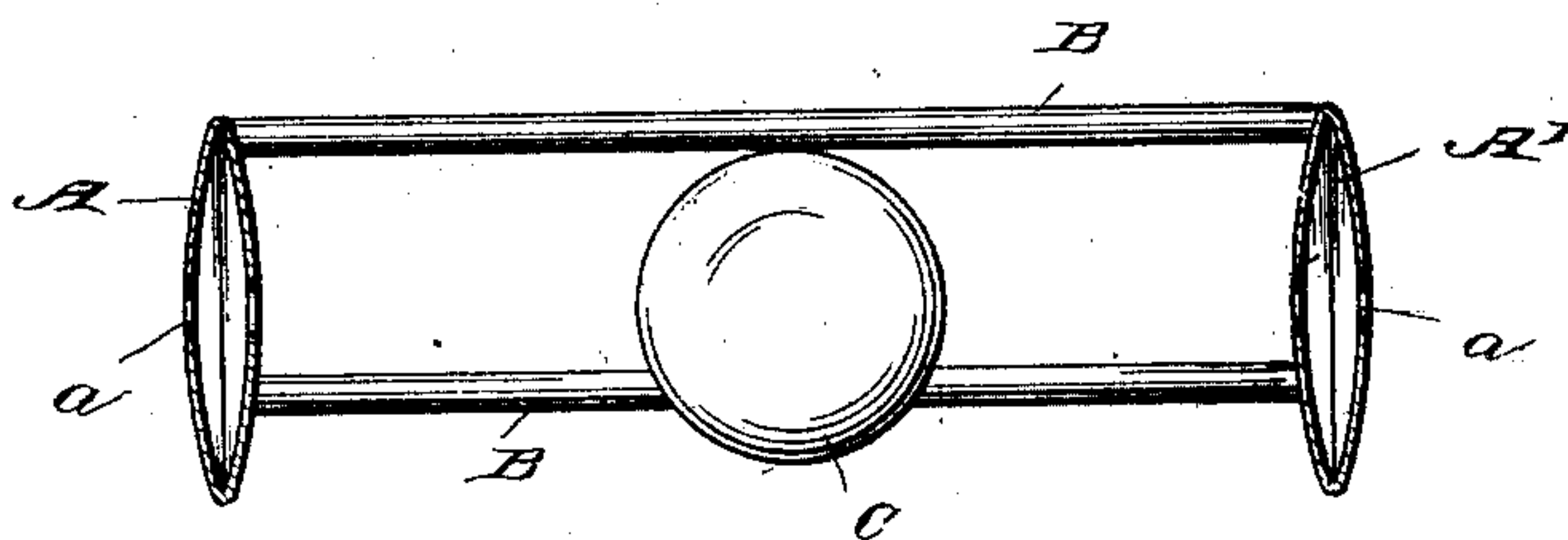


Fig. 3.



Witnesses

Jas. F. McNamee
R. S. Malone

Inventor

Franklin B. Holder

W. Clark C. Wood

Attorneys

UNITED STATES PATENT OFFICE.

FRANKLIN B. HOLDER, OF LANSING, MICHIGAN.

TOY.

SPECIFICATION forming part of Letters Patent No. 660,684, dated October 30, 1900.

Application filed February 9, 1900. Serial No. 4,609. (No model.)

To all whom it may concern:

Be it known that I, FRANKLIN B. HOLDER, a citizen of the United States, residing at Lansing, in the county of Ingham and State of Michigan, have invented certain new and useful Improvements in Toys; and I do hereby declare the following to be a full, clear, and exact description of the invention, such as will enable others skilled in the art to which it ap-
10 pertains to make and use the same.

This invention relates to toys, and more particularly to a type of toy wherein an attractive moving member is confined in a frame and the frame has associated therewith suitable sounding devices, such as whistles.
15

In the accompanying drawings I have shown an embodiment of the invention, although it is to be understood that various changes and arrangement in form can be made without departing from the nature and principle of the invention.
20

In the drawings, Figure 1 is a perspective view. Fig. 2 is an end view. Fig. 3 is a longitudinal section. Fig. 4 is a modified form.
25 In the drawings, A and A' represent two circular concavo-convex whistles of a well-known type having central openings *a*. These whistles are circular in form and are held rigidly together and spaced apart by longitudinal bars B, there being conveniently three
30 of these bars, although any desired number can be employed. The bars B are attached fixedly to the outer edges of the whistles and conveniently an equal distance apart, the
35 whistles constituting end pieces for a cage-like structure thus formed. Located within the space between the bars is a movable object C, the same being shown as a marble or agate, although it is to be understood that
40 any desired form of movable object can be employed. The distance between the ends of the cage is such as to permit of the object moving backward and forward between the

bars, and the diameter of the object is greater than the distance between the respective bars, 45 thereby permitting the object to roll backward and forward as the frame is tilted. The toy thus constructed is intended for infants or small children, and it will be noticed that the object placed in the bars will be an attractive object to the infant while, by placing
50 either end to the mouth and breathing, the amusing effect of the whistle will be secured.

It is apparent that more than one object may be placed in the frame, if desired, and
55 that the frame may be given other formations or shapes.

In the form shown in Fig. 4 one of the whistles is omitted, and in lieu thereof a ring H is employed, which may be conveniently
60 coated with rubber.

Having thus described my invention, what I claim as new, and desire to secure by Letters Patent, is—

1. A toy comprising end members in the 65 form of whistles, separated bars connecting the members and arranged to form a cage, and a movable object secured between the bars, substantially as described.

2. The combination with two end members 70 consisting of whistles, connecting-bars secured to the outer edges of the members and spaced apart, and a rotatable object located between the whistles and held in position by the bars, substantially as described. 75

3. A toy comprising two end members, bars connecting the same spaced apart to form a cage-like structure between, and a movable object secured between the bars, substantially
80 as described.

In testimony whereof I affix my signature in presence of two witnesses.

FRANKLIN B. HOLDER.

Witnesses:

ETTA H. GARDINE,
C. C. WOOD.