

No. 658,526.

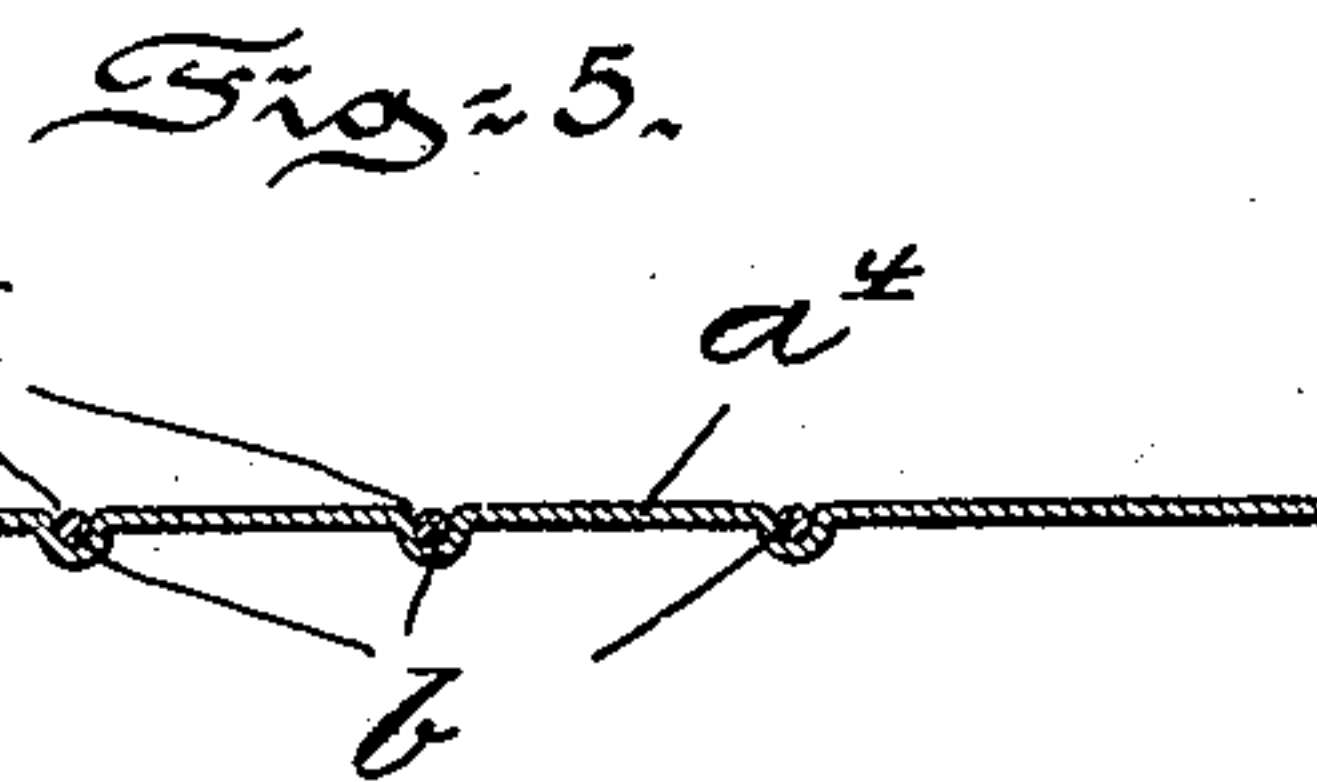
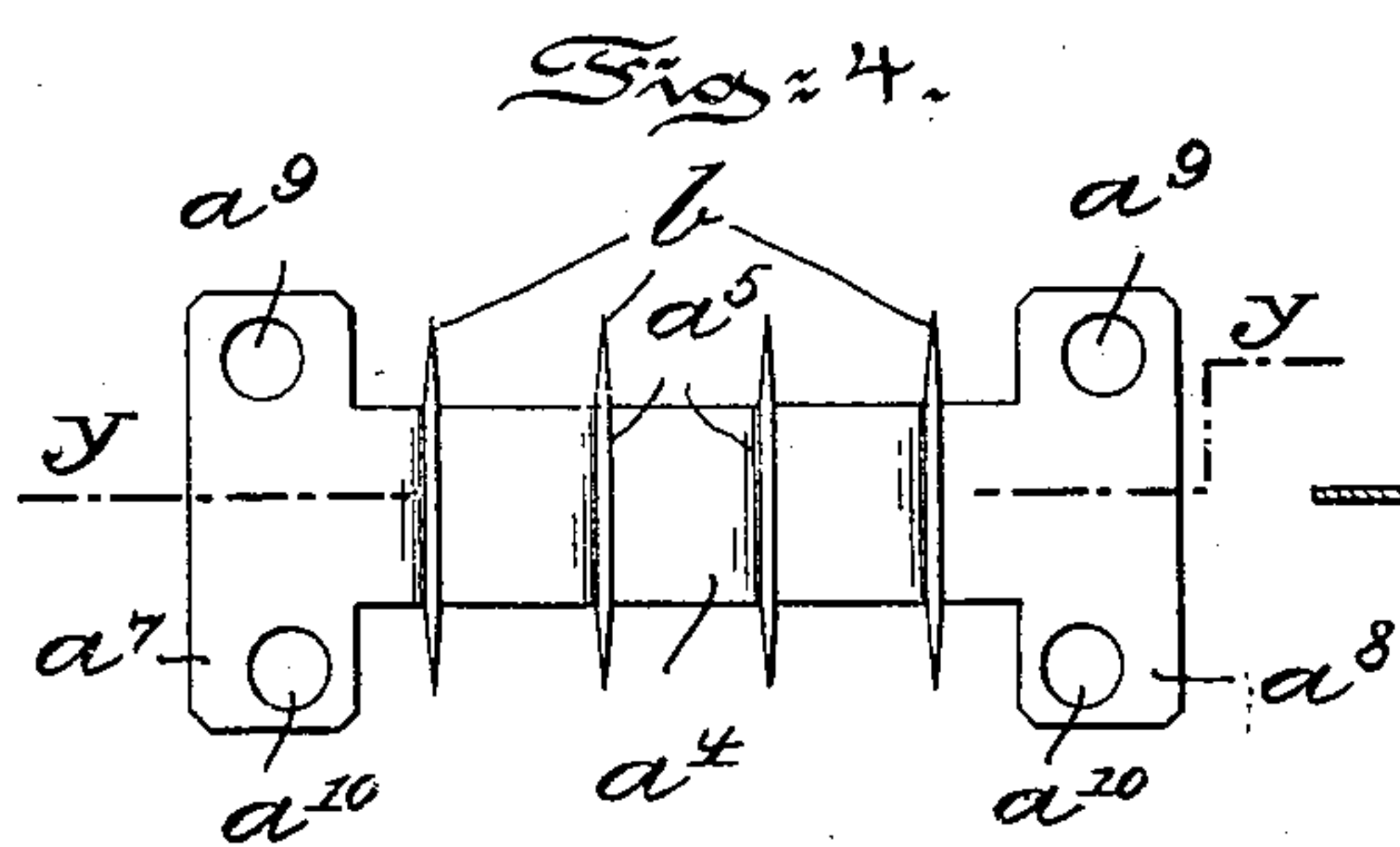
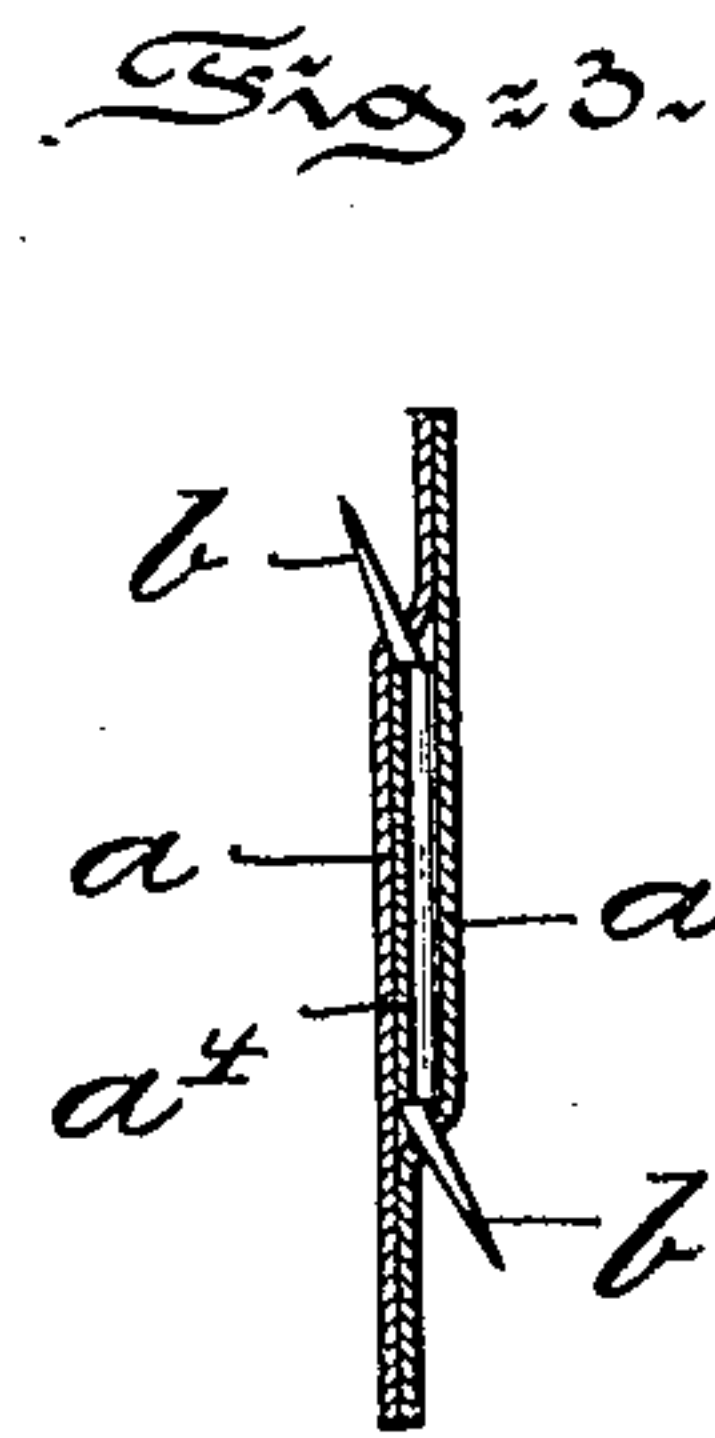
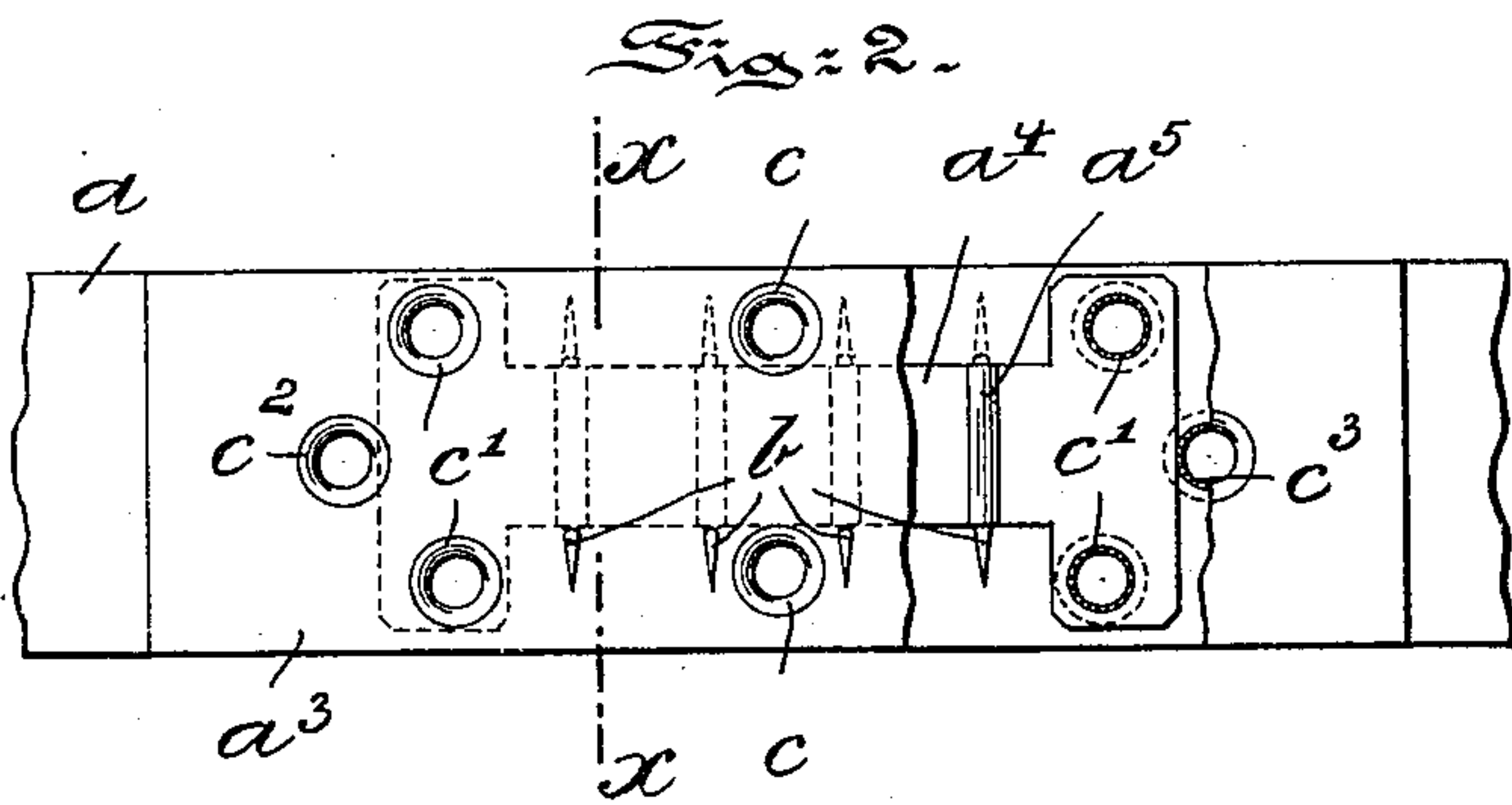
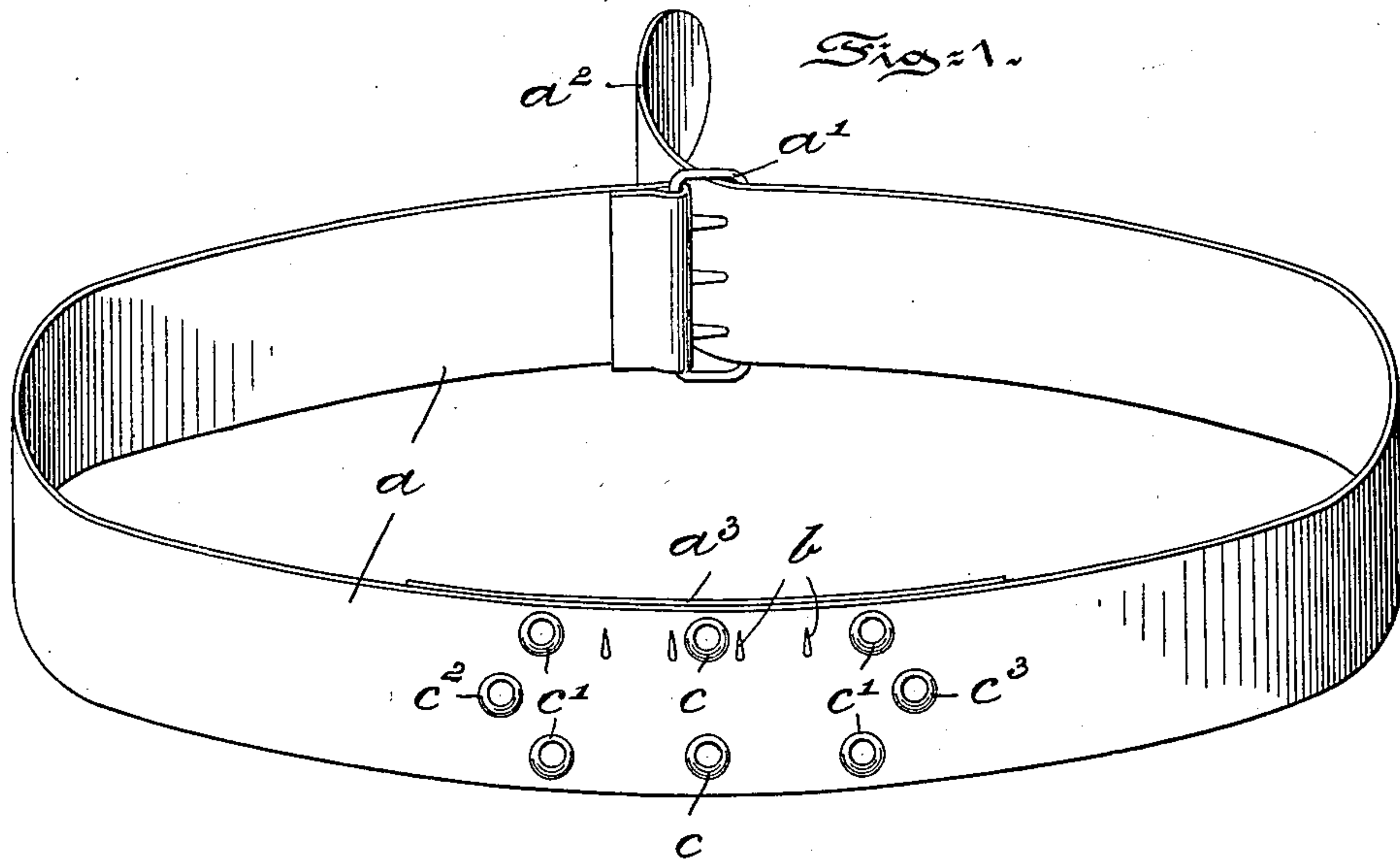
Patented Sept. 25, 1900.

W. LAMB.

SKIRT SUPPORTER AND SHIRT WAIST HOLDER.

(Application filed July 25, 1900.)

(No Model.)



Witnesses:  
Wilhelm Vogt  
Thomas M. Smith.

Inventor:  
Walter Lamb,  
J. Walter Douglas  
Attorney.

# UNITED STATES PATENT OFFICE.

WALTER LAMB, OF PHILADELPHIA, PENNSYLVANIA.

## SKIRT-SUPPORTER AND SHIRT-WAIST HOLDER.

SPECIFICATION forming part of Letters Patent No. 658,526, dated September 25, 1900.

Application filed July 25, 1900. Serial No. 24,762. (No model.)

*To all whom it may concern:*

Be it known that I, WALTER LAMB, a citizen of the United States, residing at the city of Philadelphia, in the county of Philadelphia and State of Pennsylvania, have invented certain new and useful Improvements in Skirt-Supporters and Shirt-Waist Holders, of which the following is a specification.

My invention has relation to a belt or band having applied thereto a metal strip provided with a series of prongs or spurs arranged at suitable distances apart in connection with said plate and concealed between a reinforce-strip and the belt or band, so as to assume and occupy a longitudinal plane, with the prongs or spurs of said metal plate extending from the belt on one side in an upward and outward direction and from the reinforce-strip of the belt or band in a downward and outward direction to constitute, respectively, a skirt-supporter and shirt-waist holder.

My invention, stated in general terms, consists of a skirt-supporter and shirt-waist holder when constructed and arranged in substantially the manner hereinafter described and claimed.

The nature and scope of my present invention will be more fully understood from the following description, taken in connection with the accompanying drawings, forming part hereof, in which—

Figure 1 is a perspective view of a belt or band embodying the particular features of my invention, showing the prongs of the band in full view for supporting the skirt. Fig. 2 is a top or plan view, partly in broken section, showing the internal metal plate with its perforated lugs or projections and grooves at suitable distances apart therein and the prongs or spurs outwardly bent in opposite directions and secured within the grooves of said plate and respectively engaging and passing through the belt or band on the outside and a reinforce-strip secured to the inner side of the said belt or band. Fig. 3 is a vertical sectional view, enlarged, of the device of my invention on the line  $x x$  of Fig. 2. Fig. 4 is a top or plan view of the metal plate adapted to be interposed between the band or belt and the reinforce-strip suitably applied to the

band or belt; and Fig. 5 is longitudinal sectional view, enlarged, on the line  $y y$  of Fig. 4.

Referring to the drawings,  $a$  represents the belt or band, made of any suitable non-elastic tough material, provided at one end with a buckle  $a'$  and at the opposite end with a tongue  $a^2$ , adapted to enter and engage the prongs of the said buckle.

$a^3$  is a reinforce-strip of non-elastic tough material.

$a^4$  is a metal strip provided with a series of creases or grooves  $a^5$ , formed at suitable distances apart in said metal strip for receiving and holding prongs or spurs  $b$ , bent in opposite directions and secured in said creases or grooves by means of solder or in any other suitable manner. The ends of said metal strip are shouldered to form lugs or projections  $a^7$  and  $a^8$ , within which lugs are provided perforations  $a^9$  and  $a^{10}$ . The metal strip, provided with the prongs or spurs  $b$ , being applied to the band, and the reinforce-strip  $a^3$ , being brought into engagement with the metal strip and bearing against the same, are then eyeleted so that the eyelets  $c$  are arranged above and below the plate to maintain the same in a rigid position, with certain of said eyelets  $c'$  passing through the openings in the lugs or projections  $a^7$  and  $a^8$  and through the reinforce-strip  $a^3$  and at opposite ends  $c^2$  and  $c^3$ , engaging the metal strip and the belt  $a$  and reinforce-strip  $a^3$  to prevent twisting or turning of the said metal strip in its normal position interposed between the reinforce-strip  $a^3$  and belt  $a$ . The reinforce-strip  $a^3$  is preferably stitched to the belt or band along the edges and sides thereof, so as to make the same more secure and a neater-looking belt or band for the hereinbefore-described purposes. The prongs or spurs of the metal plate  $a^4$  are inclined outwardly in opposite directions from the upper and lower portions of the strip, so as to extend through the belt or band on one side in an upward and outward direction and in an opposite direction downward and outward through the non-elastic reinforce-strip  $a^3$  to provide a belt or band in which the shirt-waist can be readily held in required position about the waist by engaging the lower portion of the same with the down-



wardly-projecting prongs extending from the reinforce-strip and on the outside of the band engaging the frock or skirt with the series of upward and outward prongs or spurs extending through the band or belt *a*.

Among the advantageous features of the belt or band of my invention are, first, that the prongs or spurs can be maintained in a firm position against twisting or turning by the manner of securing the metal strip *a*<sup>4</sup> between the said reinforce-strip *a*<sup>3</sup> and belt or band *a* and, second, by reason of the grooves provided in said metal plate *a*<sup>4</sup>, in which the pins are secured by preferably being soldered therein, pin-points may be fastened in the same and be used as spurs or prongs with better effect than if V-shaped spurs or prongs were used struck up from the metal plate and, moreover, without the discomfiture which would arise from the use of spurs or prongs so struck up from the metal plate with sharp corners to tear or rip the garments in the engaging of the same therewith.

Having thus described the nature and object of my invention, what I claim as new, and desire to secure by Letters Patent, is—

1. A skirt-supporter and shirt-waist holder, comprising a belt or band, a reinforce-strip, a metal strip provided with a series of vertical grooves having prongs or spurs embed-

ded in said grooves and extending respectively upward and outward and downward and outward from said plate, and means, substantially as described, for securing said plate between said reinforce-strip and belt or band, substantially as and for the purposes described.

2. A skirt-supporter and shirt-waist holder, comprising a belt or band, a reinforce-strip, a metal plate provided with end perforated lugs or projections and with vertical grooves in the body of said plate, a series of spurs or prongs embedded in said grooves and respectively extending upward and outward through the belt or band and downward and outward through said reinforce-strip, and means, substantially as described, extending through the perforations in said lugs or projections and along the edges and sides of said plate for maintaining the same in firm position between said reinforce-strip and belt or band, substantially as and for the purposes described.

In testimony whereof I have hereunto set my signature in the presence of two subscribing witnesses.

WALTER LAMB.

Witnesses:

J. WALTER DOUGLASS,  
THOMAS M. SMITH.