

No. 657,061.

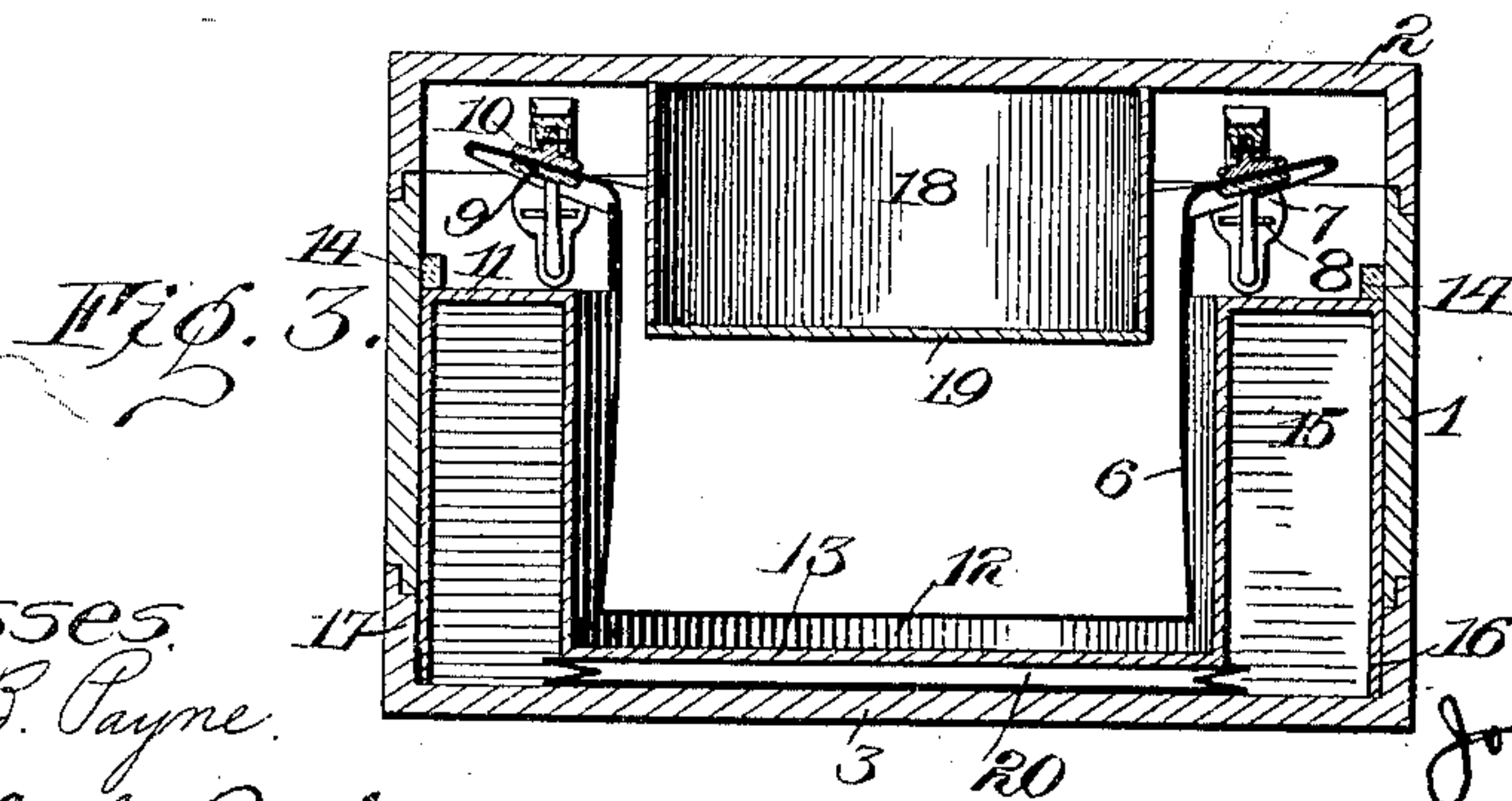
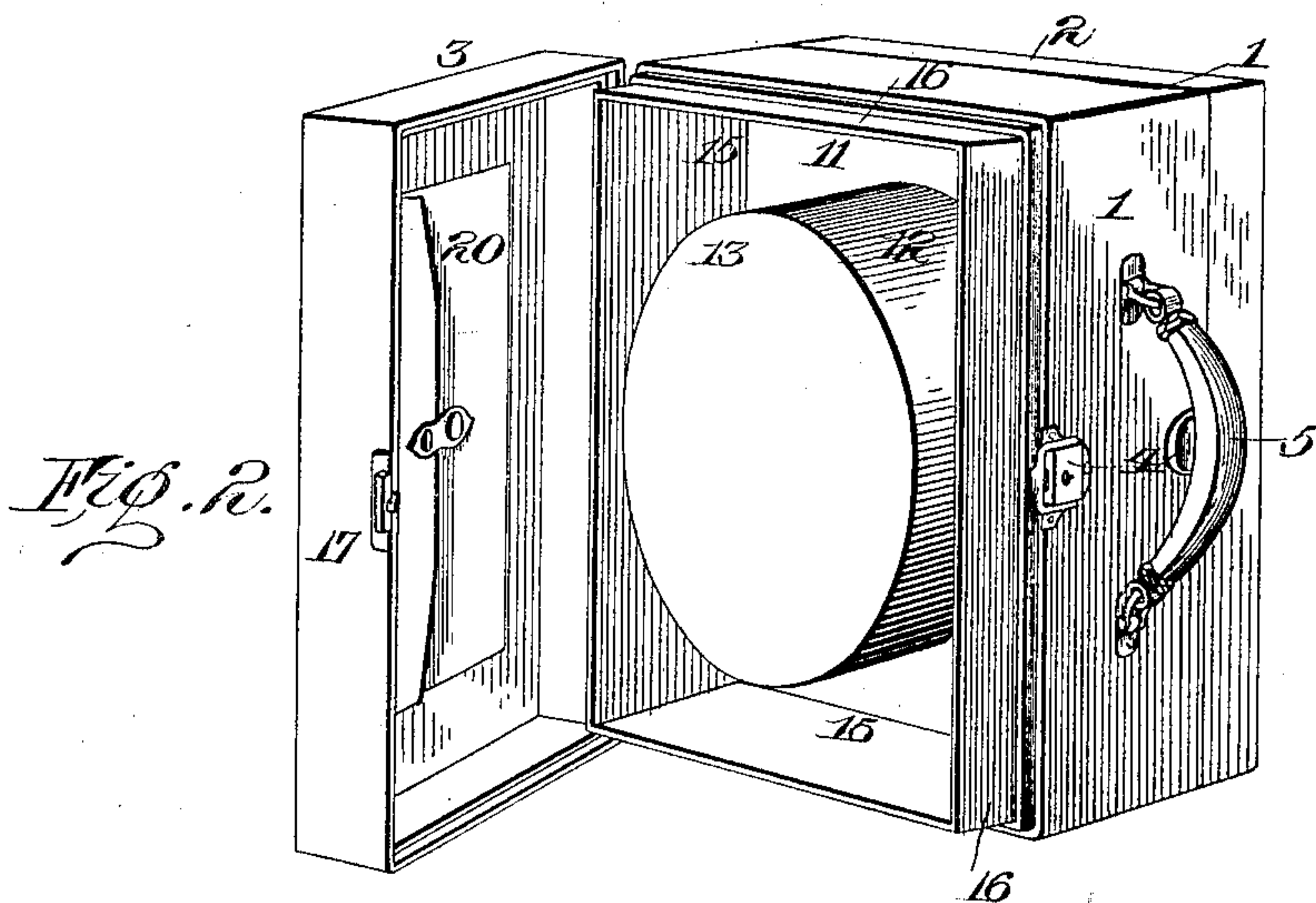
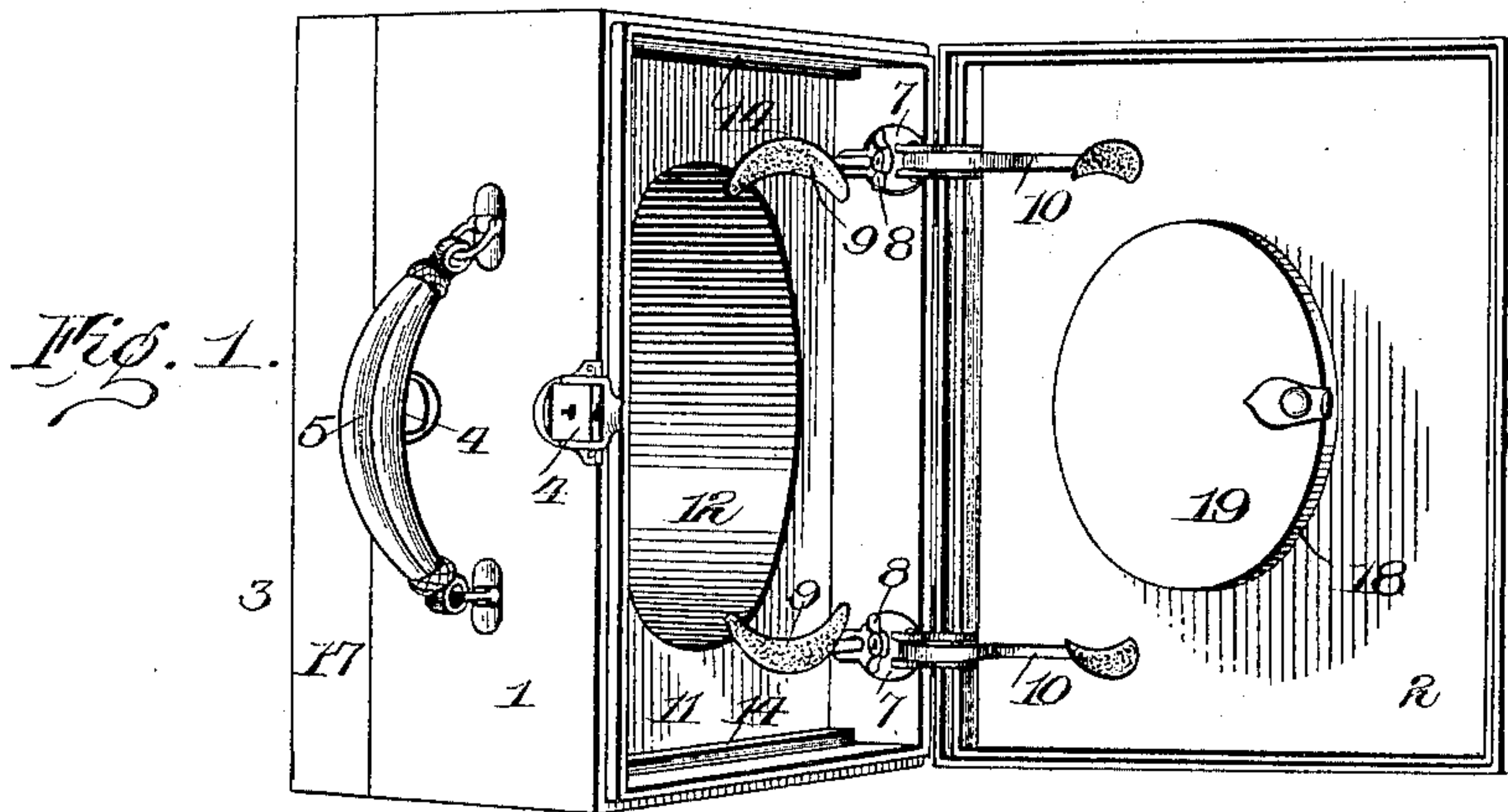
Patented Aug. 28, 1900.

J. J. CANNAN.

HAT BOX.

(Application filed Apr. 16, 1900.)

(No Model.)



Witnesses:  
Walter B. Payne.  
Willard Rich.

Inventor  
John J. Cannan  
by Charles Church  
his Attorneys.



# UNITED STATES PATENT OFFICE.

JOHN J. CANNAN, OF ROCHESTER, NEW YORK.

## HAT-BOX.

SPECIFICATION forming part of Letters Patent No. 657,061, dated August 28, 1900.

Application filed April 16, 1900. Serial No. 13,075. (No model.)

*To all whom it may concern:*

Be it known that I, JOHN J. CANNAN, of Rochester, New York, have invented certain new and useful Improvements in Hat-Boxes; and I do hereby declare the following to be a full, clear, and exact description of the same, reference being had to the accompanying drawings, forming a part of this specification, and to the reference-numerals marked thereon.

My present invention has for its object to provide a hat-box for containing silk or other stiff hats adapted particularly for traveling purposes and in which the hat may be supported and prevented from injury, the space surrounding the crown and upon the interior thereof being utilized for containing other articles.

To these and other ends the invention consists in certain improvements in construction and combinations of parts, all as will be hereinafter fully described, and the novel features pointed out in the claims at the end of this specification.

In the drawings, Figure 1 is a perspective view of a case constructed in accordance with my invention, the front side thereof being shown open ready for the insertion of the hat; Fig. 2, a similar view showing the case with its rear side open; Fig. 3, a longitudinal sectional view.

Similar reference-numerals indicate similar parts.

Hat-boxes constructed in accordance with my invention consist of a body or casing 1, preferably rectangular in form, having upon its opposite ends doors or covers 2 and 3, hinged upon one edge and adapted to be held closed in normal position by any suitable fastener or lock 4. A suitable handle 5 is secured to the upper side of the body and forms a convenient means for carrying the box. The hat 6 may be supported centrally within the body by any convenient device, and in the present instance I have shown a form of support forming the subject-matter of an application for United States Letters Patent embodying plates 7, adapted to be removably secured to the side of the casing by bolts having thumb-nuts 8, and mounted thereon are stationary arms 9, engaging upon

the lower side of the hat-brim on opposite ends of the hat, and cooperating therewith are movable arms 10, engaging upon the upper side of said brim. A tray 11, provided with a well or receptacle 12, having its sides and bottom 13 constructed of stiff material adapted to surround the crown of the hat, is removably inserted into the case from the rear side, and stops or strips 14, arranged at the sides of the body 1, limit its inward movement. Rearwardly-extending side walls 15 are provided upon the edges of the tray, fitting snugly against the side walls of the casing or body and having their outer edges projecting, as shown at 16, and engaging with the inner side of the cover 3 form a convenient means for holding the tray solidly within the casing. By this construction I am enabled to deepen the space about the well and employ a cover having the short depending sides 17, which stiffen the cover-panel and bring the line of separation between the latter and the body away from the corner edges, adding to the appearance as well as to the strength of the case. The space included between the well and the sides 15 may be utilized for containing various articles, such as toilet articles or the smaller pieces of clothing, and the tray may be conveniently removed from the case without disturbing its contents.

Upon the cover 2 is arranged a receptacle 18, adapted to fit within the crown of the hat, as shown particularly in Fig. 3, provided with a cover 19, forming a suitable box for such articles as collars and cuffs, and a pocket or portfolio 20 for papers is provided upon the inside of the rear cover.

Hat-boxes such as I have described may be easily constructed of any desirable material, and by providing a tray arranged in the case and removable therefrom independently of the hat or its support I am enabled to provide a case that may be equally well adapted for other purposes when the tray is removed.

I claim as my invention—

1. In a hat-box, the combination with the casing open at opposite sides and removable covers for said sides, hat-supporting devices located in the casing, of a tray removable from the casing and independent of the hat-



support, and provided with a well surrounding a hat held upon the support.

2. In a hat-box, the combination with a casing having the covers arranged upon its opposite sides, and hat-supporting devices located within the casing, of the stops located in the casing, the removable tray provided with the well separate from said holding devices, and having the sides exterior of the well and adapted to engage the cover when the latter is closed.

3. In a hat-box, the combination with a casing having the covers arranged upon opposite sides thereof, and hat-holding devices secured to the case and adapted to support a hat by engagement upon opposite sides of the brim, of the tray provided with the well removable from the casing; and having the side walls extending above the sides of the case and adapted to engage with one of the covers to hold the tray in position.

4. In a hat-box, the combination with a casing, the covers thereon arranged upon opposite sides thereof, and removable hat-holding devices secured to the case, of a tray provided with the well mounted in said case and arranged independent of said supports, and also having the sides fitting within the sides of the casing and extending above the latter,

and the stops on the case limiting the inward movement of the tray.

5. In a hat-box, the combination with a casing, the covers arranged upon opposite sides thereof, and the removable hat-holding devices secured to the side of the case, adapted to support the hat by engaging opposite sides of the brim, of the removable tray provided with the well, having the side walls fitting within the sides of the casing and extending above the latter and engaging the cover, and the stops on the casing for limiting the inward movement of the tray.

6. In a hat-box, the combination with a casing, hat-holding-devices therein, a removable tray independent of said holding devices, having the sides, and stops on the casing for limiting the inward movement of the tray, of the cover upon the front of the casing provided with the receptacle adapted to fit within the hat, having the cover upon its inner face, and the cover arranged upon the rear of the case permitting access to the tray, and engaging the latter, when closed, to secure it against the stops.

JOHN J. CANNAN.

Witnesses:

JOSEPH F. WILLIAMS,  
JACOB SCHOEPFEL.