

No. 654,267.

Patented July 24, 1900.

A. MIEDEN.

ATTACHMENT FOR TRAVELING BAGS.

(Application filed June 5, 1900.)

(No Model.)

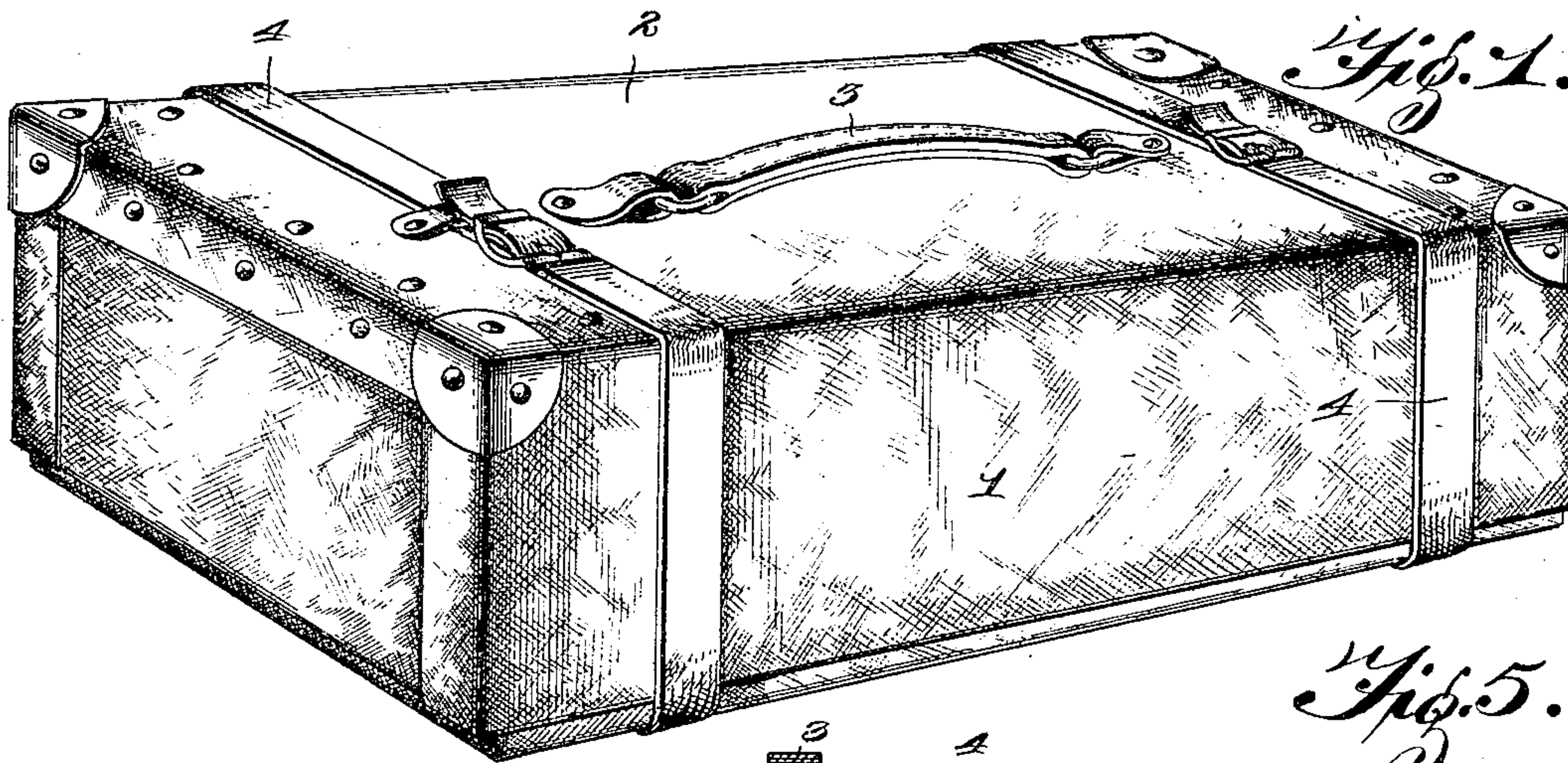


Fig. 1.

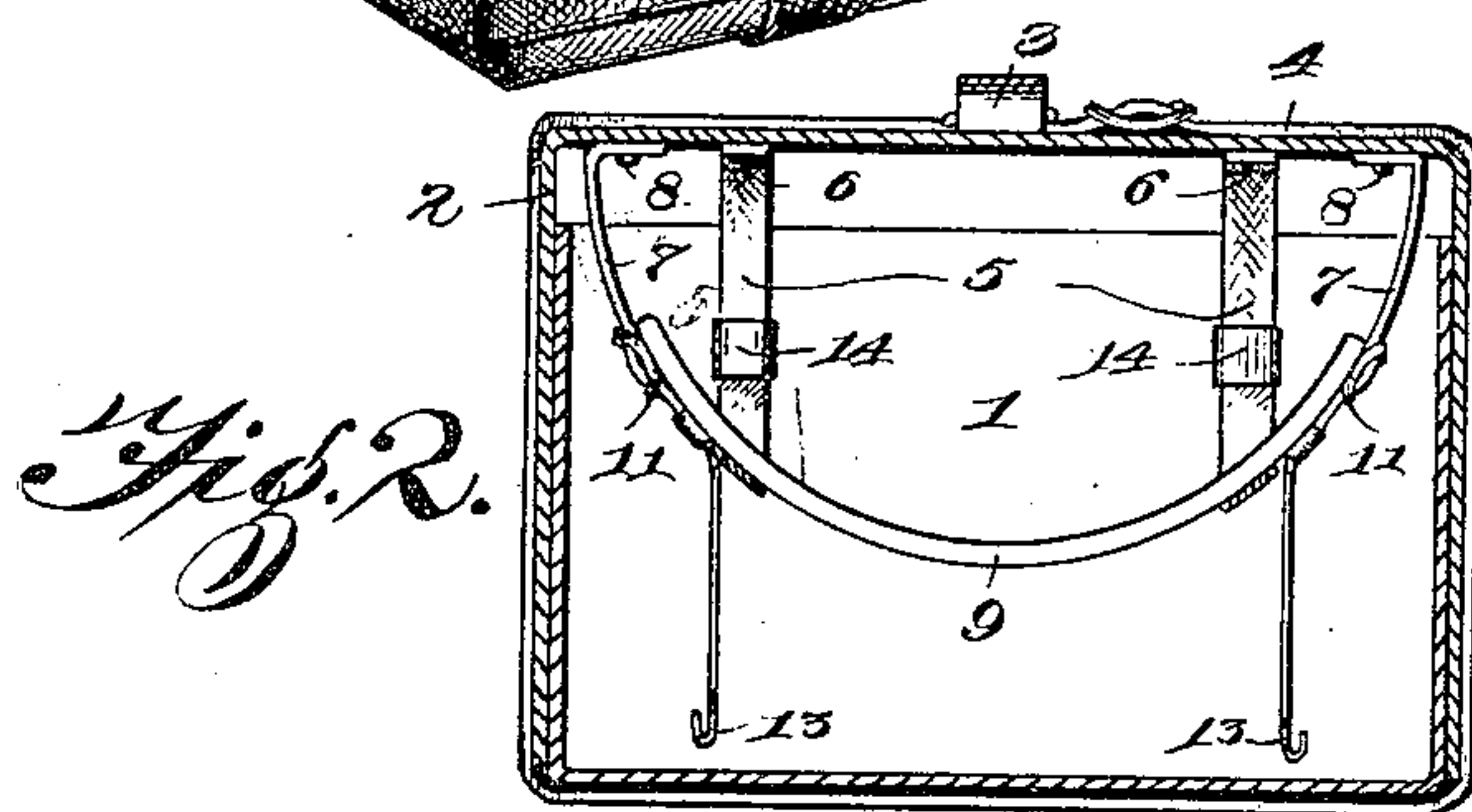


Fig. 2.

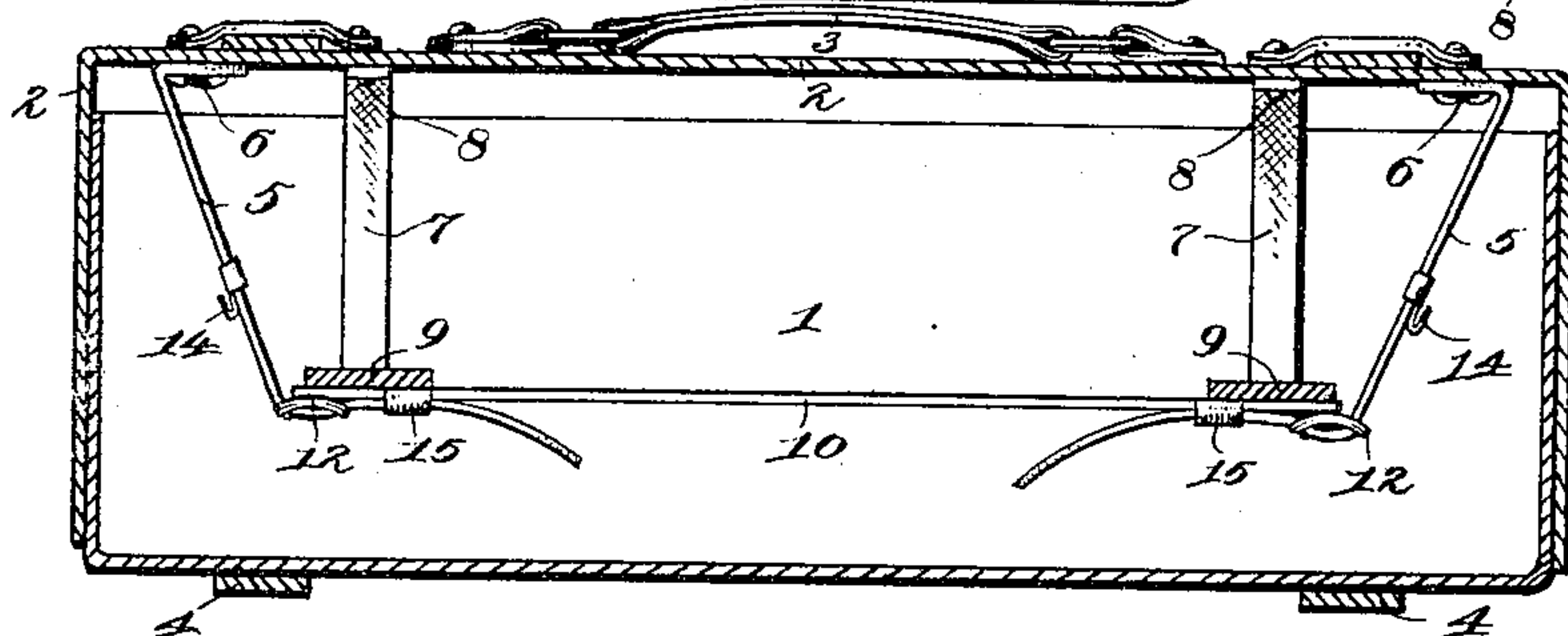
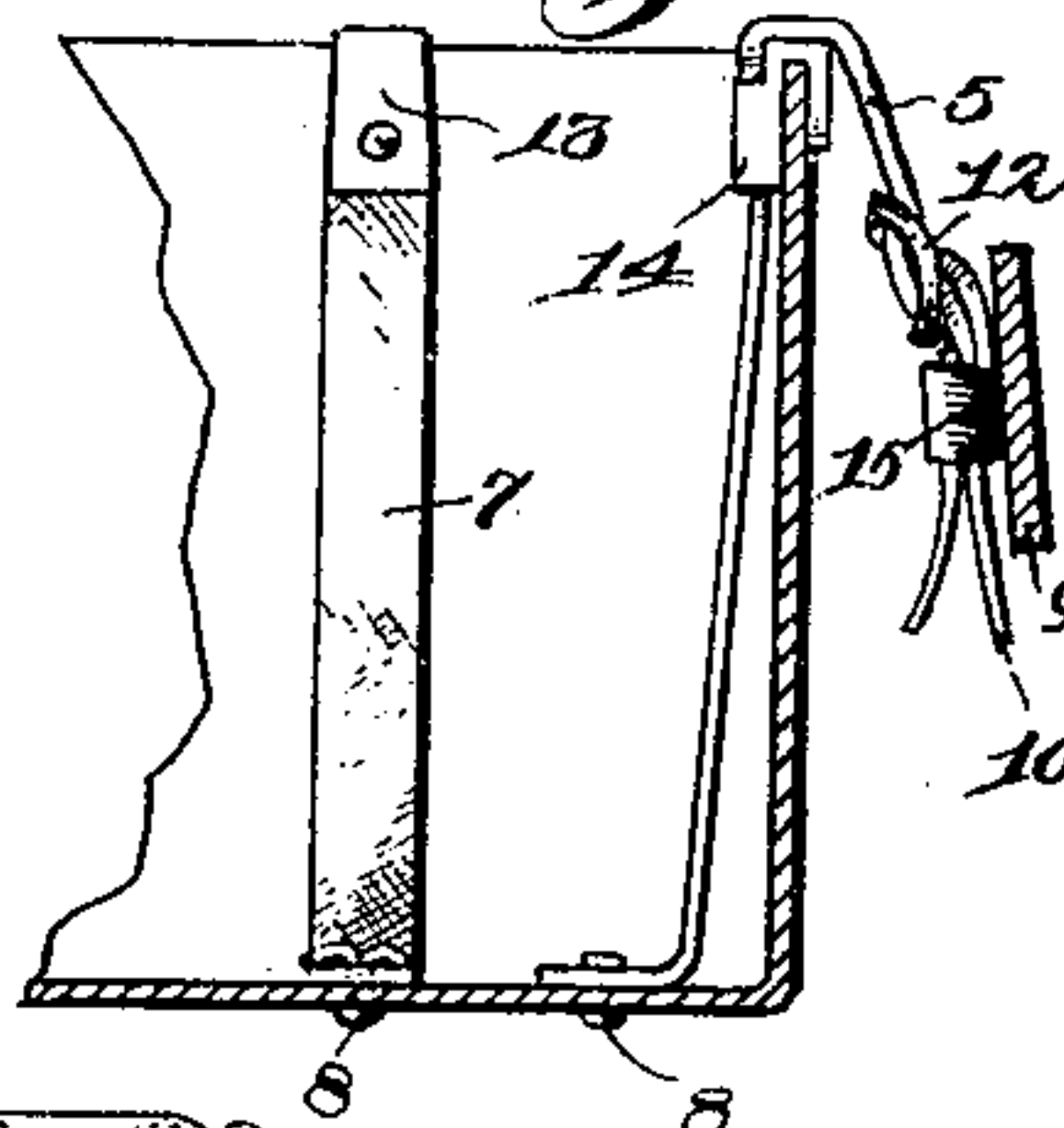
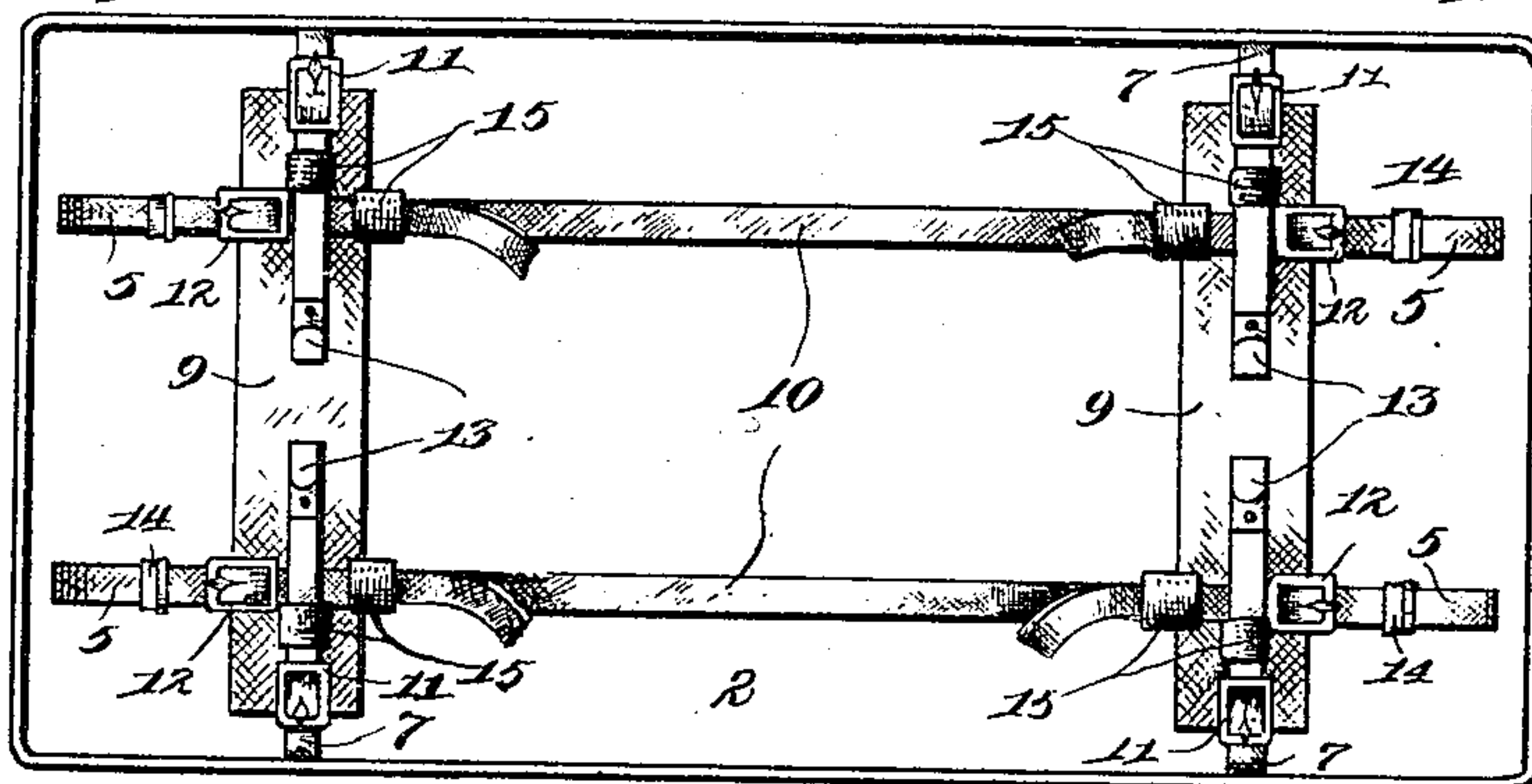


Fig. 3.

Fig. 4.



A. Mieden  
Inventor

Witnesses  
J. S. Dondero  
C. E. Shepard

By C. A. Snow & Co.  
Attorneys



# UNITED STATES PATENT OFFICE.

ADAM MIEDEN, OF SEATTLE, WASHINGTON.

## ATTACHMENT FOR TRAVELING-BAGS.

SPECIFICATION forming part of Letters Patent No. 654,267, dated July 24, 1900.

Application filed June 5, 1900. Serial No. 19,170. (No model.)

*To all whom it may concern:*

Be it known that I, ADAM MIEDEN, a citizen of the United States, residing at Seattle, in the county of King and State of Washington, have invented a new and useful Attachment for Traveling-Bags, of which the following is a specification.

This invention relates to traveling-bags, and has for its object to provide improved means for suspending clothing from the top of the cover of the bag, preferably a telescopic case, so that said clothing may be held above the bottom of the body of the case, thereby preserving space for loose articles, such as a brush and comb and the like, and the clothing is held to the cover, so that the former is removed with the latter without being disturbed, and thus giving convenient access to the loose articles. It is furthermore designed to provide an attachment of this character which is formed of straps, so as to be conveniently adjusted to the amount of clothing, also readily disconnected and arranged to receive the clothing when packing the case, and finally constructed so as to be applicable to any ordinary telescopic case.

With these and other objects in view the present invention consists in the combination and arrangement of parts, as will be hereinafter more fully described, shown in the accompanying drawings, and particularly pointed out in the appended claims, it being understood that changes in the form, proportion, size, and minor details may be made within the scope of the claims without departing from the spirit or sacrificing any of the advantages of the invention.

In the drawings, Figure 1 is a perspective view of a telescopic traveling bag or case having the present invention applied thereto. Fig. 2 is a transverse sectional view thereof. Fig. 3 is a central longitudinal sectional view of the case. Fig. 4 is an inverted plan view of the cover with the attachment in place. Fig. 5 is a detail sectional view taken at one corner of the cover in its inverted position and showing the disposition of the attachment when the case is being packed.

Corresponding parts are designated by like characters of reference in all of the figures of the drawings.

Referring to the accompanying drawings,

1 designates the body of the traveling bag or case, and 2 the cover or top thereof, preferably of an ordinary telescopic case. The cover is provided with the usual centrally-located handle 3, and the opposite straps 4 embrace the body and the top or cover, so as to hold the same together. These parts may have any preferred form or style, as they do not form part of the invention, and have been shown in the drawings to more adequately illustrate the application and use of the attachment.

In carrying out the invention there is provided a pair of straps 5 at opposite ends of the cover, each strap having its upper end secured to the inner side of the cover by means of a rivet or other suitable fastening 6, from which the strap depends. Adjacent to each pair of end straps and slightly inward toward the center of the cover is a pair of side straps 7, which are also located at opposite sides of the adjacent pair of end straps and have their upper ends connected to the inner side of the top of the cover by means of fastenings 8, similar to the other straps. Suspended from these side and end straps is a clothes-supporting frame, formed by the opposite transverse end straps 9, which are comparatively broad and which are connected by means of a pair of longitudinal straps 10, that are riveted or otherwise connected to the lower sides of the transverse end straps. At each end of the transverse end straps there is provided a buckle 11 for connection with the lower free end of the adjacent side strap 7. Other buckles 12 are disposed transversely at the outer edges of the transverse end straps and disposed inwardly from the end buckles, so as to receive the free ends of the respective pendent end straps 5, whereby the frame may be suspended from the cover and also may be conveniently adjusted to hang at any distance therefrom. As indicated in Figs. 3 and 4, the buckles 12 are preferably connected to the respective ends of the longitudinal straps 10, as this is a convenient manner for securing said buckles to the clothes-supporting frame.

In packing the case the cover thereof is removed and inverted, as indicated in Fig. 4, after which one pair of pendent end straps is disconnected from the adjacent end of the clothes-supporting frame, and both pairs of



pendent side straps are also disconnected therefrom, so that the frame may be thrown outwardly over the opposite end of the cover, as indicated in Fig. 5. Each pendent side strap is provided at its free extremity with a hook or clip 13, which is now engaged over the adjacent edge of the cover, so that the several straps may be held against the sides of the cover, and thus leave the interior of the cover unobstructed for packing the clothing therein. The pendent end straps are each provided with a slidable hook or clip 14, which is normally located between the frame and the fixed end of the strap, as shown in Figs. 2, 3, and 4, and each of these hooks is slid longitudinally outward and engaged with the edge of the cover, so as to hold the strap out of the way. By this arrangement the attachment may be conveniently held out of the way, so as to permit of the clothing being packed within the cover, after which the several straps are buckled to the frame, so as to snugly embrace the clothing and hold the latter tightly against the inner side of the top of the cover. Thus the clothing may be held above the bottom of the case, so as to maintain a space for small loose articles, to which access may be conveniently had by merely removing the cover which carries the clothing, and thereby the latter is not disturbed.

It will now be apparent that the present attachment may be readily applied to any ordinary telescopic valise or traveling-case without altering or changing the latter, and the former may be conveniently adjusted so as to be accommodated to the amount of clothing contained within the case. Furthermore, the device does not take up much room and does not add materially to the weight of the case. Also cases may be originally equipped with the device, or it may be supplied as an attachment for application to any case, as the suspending-straps may be secured to the cover by means of split rivets 8, as clearly shown in the drawings. It will be understood that the suspending-straps are disposed away from the sides of the cover, so as to permit of the telescoping thereof, and suitable loops 15 are provided to retain the free ends of the straps.

What is claimed is—

1. The combination with a telescopic case, of a clothes-supporting frame located within the cover thereof, pendent suspending-straps, having their upper ends secured to the cover, detachable connections between the straps and the frame, and hooks carried by the straps

and arranged for engagement with the respective edges of the cover, when the straps have been disconnected from the frame.

2. The combination with a telescopic case, of a clothes-supporting frame located within the cover thereof, pendent suspending-straps having their upper ends secured to the cover, detachable connections between the straps and the frame, and hooks or clips, which are slidable longitudinally upon the respective straps, and arranged for engagement with the respective edges of the cover, when the straps are disconnected from the frame.

3. The combination with a telescopic case, of a clothes-supporting frame located within the cover thereof, opposite end straps and opposite side straps pendent from the cover, detachable connections between the straps and the frame, terminal hooks or clips for the free ends of the side straps, and longitudinally-slidable hooks or clips for the end straps, said hooks or clips being arranged for engagement with the respective edges of the cover, when the straps have been disconnected from the frame.

4. The combination with a telescopic case, of opposite end straps pendent from the under side of the top of the cover, opposite side straps also pendent from the cover, and a clothes-supporting frame, comprising opposite transverse end straps, having buckles at the opposite ends and upon the outer edges thereof, and longitudinal straps connecting the transverse end straps, the free ends of the pendent straps being engaged with the respective buckles.

5. A clothes-supporting attachment for traveling bags or cases, comprising a supporting-frame, formed by opposite transverse end straps, and opposite longitudinal connecting-straps therefor, buckles at the opposite ends of each end strap, and other transverse buckles at the outer edges of said straps, opposite pairs of end-suspending-straps for adjustable connection with the adjacent transverse buckles, opposite pairs of side suspending-straps for adjustable connection with the adjacent end buckles, and fastenings for the upper ends of the respective suspending-straps.

In testimony that I claim the foregoing as my own I have hereto affixed my signature in the presence of two witnesses.

ADAM MIEDEN.

Witnesses:

A. F. NICHOLS,  
ALFRED DUNSHEE.