

No. 653,491.

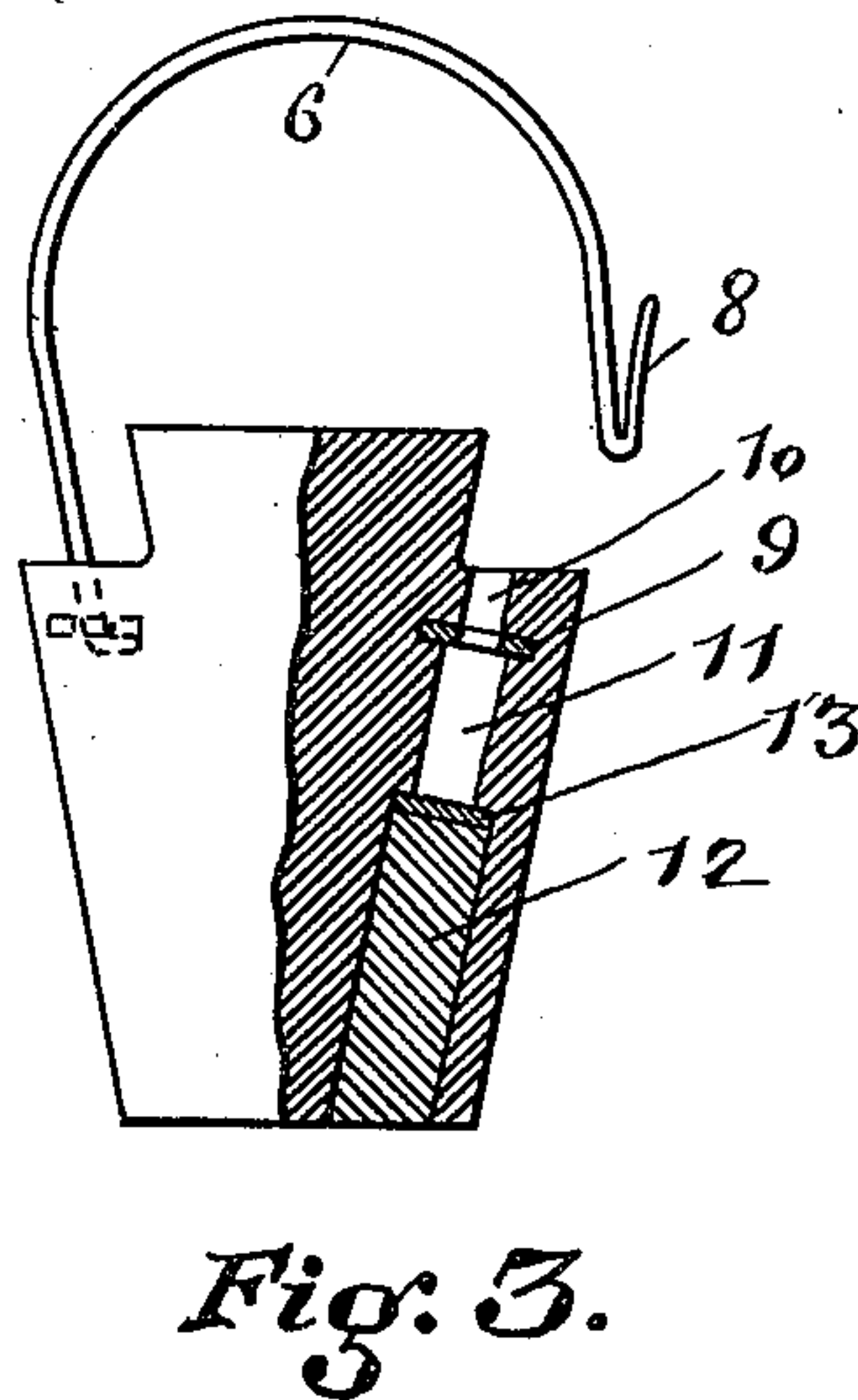
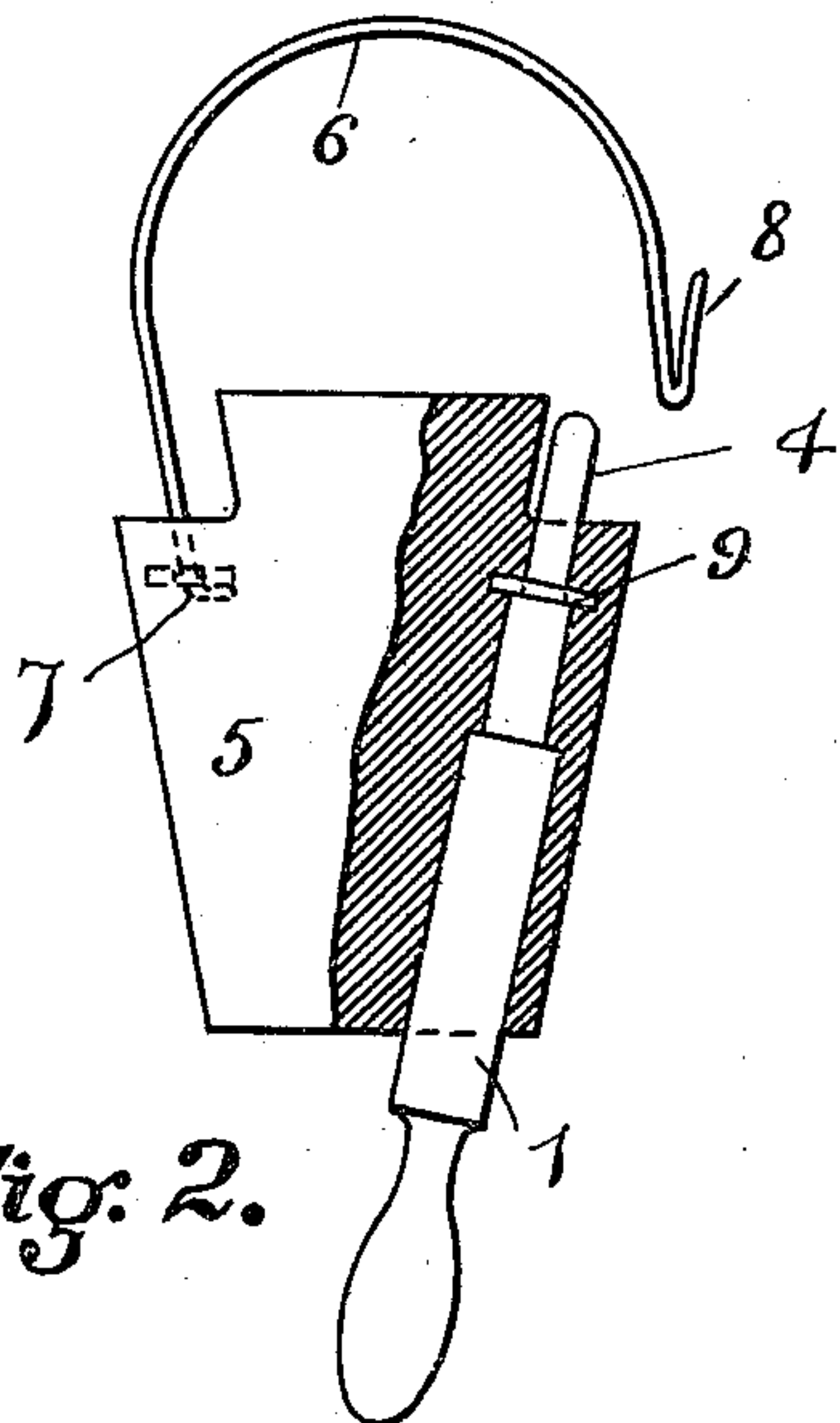
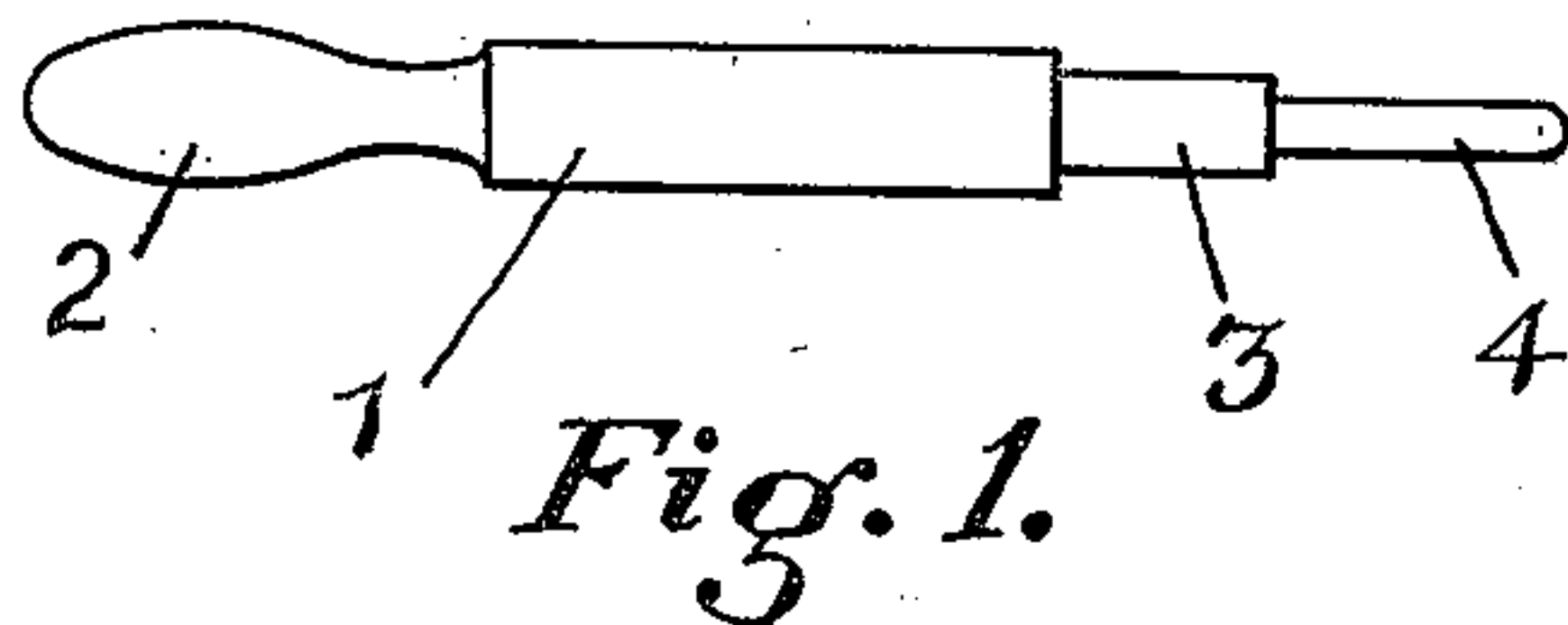
Patented July 10, 1900..

E. L. TORSCH.

DEVICE FOR CASTING DOOR CHECKS OR SEALS.

(Application filed Jan. 26, 1900.)

(No Model.)



Witnesses:  
O. R. Berkeley  
H. D. Powell

Edward L. Torsch  
Inventor:  
by *Stewart Stewart*  
Attorneys.

# UNITED STATES PATENT OFFICE.

EDWARD L. TORSCH, OF BALTIMORE, MARYLAND.

## DEVICE FOR CASTING DOOR CHECKS OR SEALS.

SPECIFICATION forming part of Letters Patent No. 653,491, dated July 10, 1900.

Application filed January 26, 1900. Serial No. 2,833. (No model.)

*To all whom it may concern:*

Be it known that I, EDWARD L. TORSCH, a citizen of the United States of America, and a resident of No. 222 East Baltimore street, city of Baltimore, State of Maryland, have invented certain new and useful Improvements in Devices for Casting Door Checks or Seals, of which the following is a specification.

My invention relates to a device for manufacturing door checks or seals intended to be used to prevent the transfer of return-checks in theaters and other places of public amusement. It is customary after a ticket of admission has been purchased to allow the purchasers the privilege of going out and returning to the place of amusement at pleasure, issuing to them a return-check at the door. These return-checks are of course transferable, and frequently several persons gain admission to a place of amusement on one ticket. To prevent this, a check of fragile material is made and provided with a lock. The check may be inserted through the buttonhole of a coat and cannot be removed without being destroyed. In this way the identity of the purchaser of the original ticket is preserved. My invention relates to a device for manufacturing these checks.

In the drawings, Figure 1 represents a core with which the seal is made. Fig. 2 is a vertical elevation, partly in section, of the check with the core in place during the operation of manufacture. Fig. 3 is a vertical elevation of the check, partly in section, showing the device when finished.

Referring to Fig. 1, 1 is a cylindrical core having a handle 2 at one end, a cylindrical portion 3 of smaller diameter, and a cylindrical tip 4 of still smaller diameter, the cylinders 1, 3, and 4 having the same axis.

5 is a seal made of any fragile material and shape, preferably of plaster-of-paris.

6 is a hasp cast into one side of the seal at 7, having a barb 8 at the free end.

9 is a ring fitting onto the tip 4 of the core and of a diameter larger than the cylinder 3 of the core.

In casting the hasp 6 is placed in mold and the core 1 is also placed in mold, the tip 4 entering the socket in the side of the mold, so as to hold it in position and to cast a clear hole in the end of the seal. The ring 9 being on the tip of the core will, when the plaster-of-paris is poured into the mold, be secured

in position in one end of a cavity formed by the core. The hasp 6 will be securely held in place by the hardened plaster-of-paris around its end 7. When the seal is now withdrawn from the mold, the core 1 may be withdrawn from it, and it will leave a hole 10, formed by the tip, the ring 9 in place at the bottom of that hole, a cavity 11, formed by the portion 3 of the core, and the cavity 12, formed by the portion 1 of the core. 13 is a disk, preferably of metal, which is now inserted in the bottom of the cavity 12, so as to close the bottom of the cavity 11. The cavity 12 is now filled up with liquid plaster-of-paris, which is allowed to harden, and the result is that a seal is formed having a cavity 11, the upper end of which is provided with a metal ring having a central aperture coincident with the aperture 10. When now the barb 8 of the hasp 6 is inserted in the aperture 10, it will enter the cavity 11 and engage the metal ring 9, which will be strong enough to resist ordinary strain upon the hasp and insure the destruction of the seal before the hasp can be pulled out.

The invention in this case consists of the combination of a core having a peculiar form with a ring carried by the core, which is by the use of the core seated in a cast piece and adapted to perform a function in relation to the hasp of the seal.

Having described my invention, what I claim, and desire to secure by Letters Patent, is—

The combination of a core consisting of three cylinders of different diameters, having the same axis, the end cylinder being the smallest, the intermediate one larger, and the size of a cavity desired, and the third one the largest, with a ring of hard material suitable to form the shoulder of a cavity, fitting upon, and surrounding the cylinder of the smallest diameter, and resting upon the shoulder of the second cylinder, and adapted when material is cast around the core to be retained by the material when the core is withdrawn, substantially as described.

Signed by me at Baltimore city, State of Maryland, this 23d day of January, 1900.

EDWARD L. TORSCH.

Witnesses:

W. W. POWELL,  
GEORGE KENT.